

# DRACO MODULE SERIES

N-TOPCON HIGH EFFICIENCY MONO BM6-16B-G

# 410-430W

108 CELLS



## \*SUITABLE FOR RESIDENTIAL ROOFTOP INSTALLATION

### EXTRAORDINARY PRODUCT PERFORMANCE

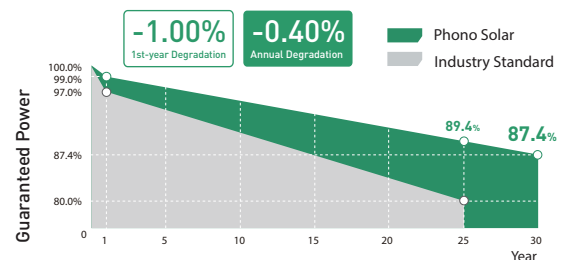
- Up to 30% additional power yield benefited from bifacial technology and up over 80% cell bifaciality
- Competitive high-temperature performance with ameliorated temperature coefficient
- Better weak illumination response, higher power generation with N-type technology

### HIGHER QUALITY RELIABILITY

- Zero Light Induced Degradation(LID),can increase power generation
- Encapsulation with POE and dual glass contributes to excellent anti-PID characteristic
- First-year degradation is less than 1.0%, with linear degradation of 0.4% per year for 30 years

### WIDER APPLICATION CONDITIONS

- BIPV , vertical installation , snowfield , high-humid area , windy and dusty area
- Safer and easier handling during transportation and installation



20-year Product Warranty | 30-year Linear Performance Warranty

## MANAGEMENT SYSTEM CERTIFICATES

IEC 61215, IEC 61730

ISO 9001:2015 / Quality management system

ISO 14001:2015 / Standards for environmental management system

ISO 45001:2018 / International standards for occupational health & safety



Bloomberg Tier<sup>1</sup>  
NEW ENERGY FINANCE



## ELECTRICAL TYPICAL VALUES

Model	1000V	PS410M8GF-18/VNH		PS415M8GF-18/VNH		PS420M8GF-18/VNH		PS425M8GF-18/VNH		PS430M8GF-18/VNH	
	1500V	PS410M8GFH-18/VNH		PS415M8GFH-18/VNH		PS420M8GFH-18/VNH		PS425M8GFH-18/VNH		PS430M8GFH-18/VNH	
Testing Condition	STC	NOCT	STC	NOCT	STC	NOCT	STC	NOCT	STC	NOCT	
Rated Power (Pmpp)	410	311	415	315	420	319	425	323	430	326	
Rated Current (Imp)	13.06	10.53	13.12	10.57	13.18	10.62	13.24	10.67	13.30	10.72	
Rated Voltage (Vmpp)	31.40	29.56	31.64	29.79	31.87	30.01	32.10	30.23	32.34	30.45	
Short Circuit Current (Isc)	13.71	11.05	13.77	11.10	13.83	11.15	13.89	11.20	13.95	11.24	
Open Circuit Voltage (Voc)	37.86	36.27	38.16	36.56	38.44	36.83	38.73	37.10	39.03	37.39	
Module Efficiency (%)	21.00		21.25		21.51		21.76		22.02		

STC(Standard Testing Conditions):Irradiance 1000W/m<sup>2</sup>, AM 1.5, Cell Temperature 25°C

NOCT (Nominal Operation Cell Temperature): Irradiance 800W/m<sup>2</sup>, Ambient Temperature 20°C, Spectra at AM1.5, Wind at 1m/S

## ELECTRICAL CHARACTERISTICS WITH DIFFERENT POWER BIN

5%	Maximum Power(W)	426	432	437	442	447
	Module Efficiency(%)	21.84	22.10	22.37	22.63	22.90
15%	Maximum Power(W)	459	465	470	476	482
	Module Efficiency(%)	23.52	23.80	24.09	24.38	24.66
25%	Maximum Power(W)	492	498	504	510	516
	Module Efficiency(%)	25.20	25.50	25.81	26.12	26.42

## MECHANICAL CHARACTERISTICS

Cell Type	Monocrystalline 182mm x 91mm
Dimension (L× W × H)	Length: 1722mm (67.80 inch)
	Width: 1134mm (44.65 inch)
	Height: 30mm (1.18 inch)
Weight	21.0kg (46.30 lbs)
Glass	1.6mm/1.6mm Toughened Glass
Frame	Anodized Aluminium Alloy
Cable	4mm <sup>2</sup> (IEC), (+):450mm,(-):250mm or Customized Length
Junction Box	IP 68 Rated

## TEMPERATURE RATINGS

Voltage Temperature Coefficient	-0.25%/°C
Current Temperature Coefficient	+0.045%/°C
Power Temperature Coefficient	-0.30%/°C
Tolerance	0~+5w
NOCT	42±2°C
Bifaciality	80±5%

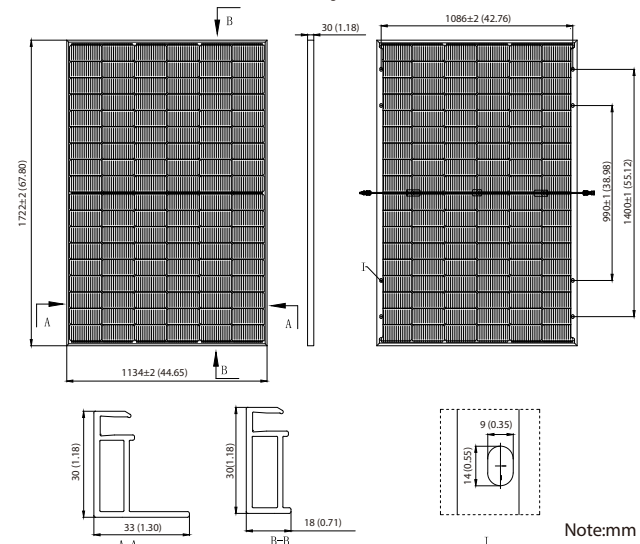
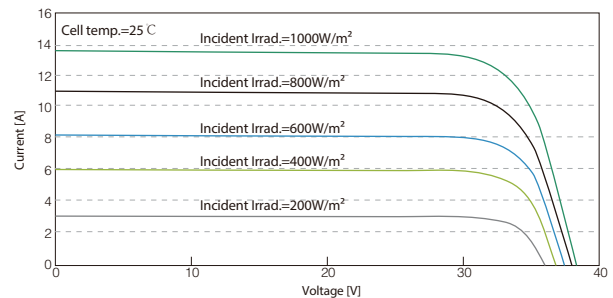
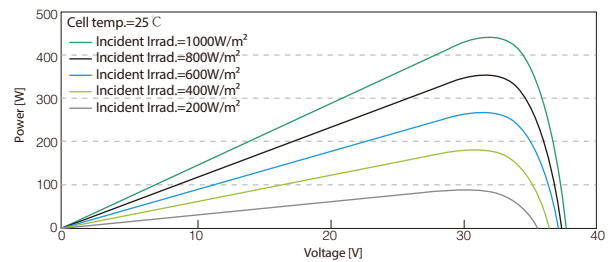
## ABSOLUTE MAXIMUM RATING

Operating Temperature	From -40 to +85°C
Hail Diameter @ 80km/h	Up to 25mm
Front Side Maximum Static Loading	5400Pa
Rear Side Maximum Static Loading	2400Pa
Maximum Series Fuse Rating	30A
PV Module Classification	II
Maximum System Voltage	DC 1000V/1500V

## PACKING CONFIGURATION

Container	20' GP	40' HQ
Pieces/Container	216	936

## ELECTRICAL CHARACTERISTICS



Note:mm (inch)