




Soap-tacular Safari Evidence Journey

LESSON OVERVIEW - PLANNING OUR HERB GARDEN


LESSON 2

Today we started designing our herb garden. The herbs will be used for our soap but also for recipes in Bwyd i Bawb. Pupils were given a budget for herbs and worked out by using Excel formulae how much it would cost to plant their herb garden. In addition they created pie charts to show the amount of each herb needed. To find out how to care for individual herbs, pupils created a database on J2E which included the name of the herb, how to grow it and how much it would cost. Pupils created graphs in J2E from the information they inputted into their database to show the cost of individual herbs.

BUILDING OUR DATABASES



CREATING OUR GRAPHS




USING FORMULA TO CALCULATE TOTALS



Total cost:	=SUM(D5:D9)
-------------	-------------

rosemary	2	£ 3.29	
Sage	2	£ 4.50	=C9*B9

Plant Name	How many required	Cost of 1	Total Cost
Mint	4	£ 2.99	£ 11.96
lavender	2	£ 5.55	£ 11.10
thyme	0	£ 3.99	£
rosemary	2	£ 3.29	£ 6.58
Sage	2	£ 4.50	£ 9.00
Total cost:		£	38.64



SOFTWARE



DCF SKILLS

Data & Computational Thinking

I can construct, refine and interrogate data sets within tables, charts, spreadsheets and databases to test or support an investigation.

I can use a range of spreadsheet formulae, e.g. + / x, sum, average, max, min.

Storing & Sharing

I can search for specific files

I can manage online files

