



Friday 5th - Sunday 7th July 2024

‘A Tropical and Under the Sea Adventure’

Final Information Booklet – V3



Supported by



PANGEA
Connecting Everything

Welcome to District Camp 2024

Please find enclosed within this booklet useful information for you to consider for attending District Camp 2024. If you have any queries about the contents of this pack or any other aspect of the camp, please get in contact as soon as possible.

Key Contacts

Camp Chief:

Adam Potts 07760 732850 or adam.potts@warringtonwestscouts.org.uk

Deputy Camp Chief:

Sam Crossley 07972 715223 or sam.crossley@warringtonwestscouts.org.uk

General Camp Enquiries: districtcampteam@warringtonwestscouts.org.uk

In the event of an emergency during the weekend please call the Duty Manager on **07534 491619**.

Camp Theme & Competition

The camp theme is 'A Tropical & Under the Sea Adventure'.

You are asked to complete three challenges which will be judged from 7pm on the Saturday evening.

These are as follows:

- Decorate your group's site based on the camp theme.
- Create and theme a 'gateway' to your site based on the camp theme.
- Ask your members to get into the **Tropical/Under the Sea** spirit for our Saturday evening fancy dress disco. (This element of the competition will be judged as groups arrive into the main arena).

Site Address

The address for Bibby's Farm is Back Lane, Health Charnock, Chorley, PR6 9DL. There is a map for groups and parents/carers attached with this booklet.

Camp Equipment Setup

Sites may be set up on Thursday 4th July from 4pm up to 9pm and/or on Friday 5th July between 10am and 5pm. It is advisable for all groups/units to make arrangements to do this. It is important that you let Adam Potts know if you are visiting in the daytime on the Friday to continue Group setup.

Please pitch your group tents on the site as directed by the Campsite Operations Team who will be wearing blue hi-vis.

Core Team will be on site from Thursday afternoon, so if anyone wishes to bring equipment onto the site outside of the designated times, please contact Adam Potts to make these arrangements. Only equipment will be allowed on site outside of the designated times.

Please Note: sites may not be ready to pitch tents if you arrive earlier than the designated times. No camping is allowed on Thursday 4th July with the exception of the Core Team.

Arrival & Departure Information (Friday 5th & Sunday 7th July)

We are running a phased arrival on Friday 5th July and a phased departure on Sunday 7th July. With several hundred campers travelling to and from the site on both days, it is essential that your member's parents/carers and your leaders adhere to these times. **The timetable for arrivals and departures is below.** On arrival at Bibby's Farm, Traffic Marshals will direct vehicles around the campsite road system.

Please Note: The Traffic Marshals have been given strict instructions by the Camp Chief to stick to the rules regarding the coordination and management of traffic on site. The Camp Chief will liaise with you regarding any issues or queries. Please do not take offence or give abuse to any of the Traffic Marshals for doing what they have been instructed to do for safety & logistical reasons.

Young people and their personal equipment must vacate their adult's cars in the designated area as directed by the Traffic Marshals and go to their Group Leader, who will need to be at the designated area by their group's allotted arrival time to direct campers to their camping areas. Vehicles will then need to leave straightaway and will be directed off the campsite by the Traffic Marshals.

Please Note: Parents/carers will not be allowed to escort their children to their camping sites as this would cause traffic congestion, increase waiting time to get onto the campsite, and inconvenience local people. Every effort has been made to eliminate this problem and we would appreciate your co-operation to communicate this.

Adult campers with their own vehicles will be directed to the designated weekend car parking area.

Equipment vehicles (two at a time) will be directed around the one-way traffic system to their camping areas. These vehicles must be unloaded quickly and returned to the car park.

A small amount of disabled parking has been designated for those who may need this facility. Passes need to be requested from Chris Walls (chris.walls@warringtonwestscouts.org.uk).

Arrival & Departure Timetable

Friday 05 July Arrivals

For each Group, there needs to be at least 3 Adults on site 30 minutes before the Groups drop off time (1 at the drop off point, 1 at the site and a spare).

Each Group should have at least 1 Adult at the drop off point 15 minutes before the drop off time to collect young people.

Time	Group	Group
18:30	4 th	28 th
18:45	15 th	1 st /14 th with 2 nd
19:00	32 nd	6 th
19:15	7 th	21 st
19:30	30 th	16 th
19:45	10 th	34 th

Saturday 06 July Arrivals (Squirrels and Beaver Day Visitors)

Each Group should have at least 1 Adult at the drop off point 15 minutes before the drop off time to collect young people.

Time	Group	Group	Group	Group
08:00	31 st	10 th	15 th	30 th
08:15	7 th	16 th	1 st /14 th	32 nd
08:30	21 st	28 th	34 th	

Saturday 06 July Departures (Squirrels and Beaver Day Visitors)

Parents to pick up from 17:00

Sunday 07 July Departures

Groups should be at the pickup point 15 minutes before departure time.

Please ensure adults collecting young people know which Group they are with.

Time for young people to be at the pick-up point	Parents to be on site to pick up	Group	Group
14:45	15:00	4 th	
15:00	15:15	1 st /14 th	2 nd
15:15	15:30	21 st	28 th
15:30	15:45	16 th	15 th
15:45	16:00	6 th	7 th
16:00	16:15	32 nd	34 th
16:15	16:30	10 th	30 th

Vehicle Passes

To aid with the direction of traffic and locate vehicles correctly when arriving to the site, we will be asking you to distribute colour coded vehicle passes amongst your campers only. These must be presented clearly on the dashboard of vehicles attending site, and have the relevant information on them in case of query or emergency. **Passes will be distributed at the pre-camp leaders briefing on 21st June.** There will be no requirement for parents/carers to have a pass for dropping off on the Friday or picking up on the Sunday.

The vehicle pass colour coding is as follows:

- White – weekend camper
- Red – equipment vehicles
- Green – group share car (holders will be able to leave site during the weekend e.g. for shopping and emergency purposes, one pass per group)
- Blue – disabled members
- Pink – Squirrel & Beaver leader day visitor only
- Orange – camp organisers & activity staff

Registration & Wristband Collection

Between 8:30pm and 9pm on the Friday, your group will need to send an adult to the **Camp Administration Hub (Forest Lodge)** to collect your **'District Camp 2024 Pack'** which will contain your wristbands, camp badges and t-shirts (if applicable).

A leaders welcome meeting/briefing will be held in the main building on Friday evening at 22:00. One leader only from each group must attend and relay information to your other leaders.

Day Visit (Saturday 6th July)

Squirrel and Beaver Scouts attending camp on the Saturday only must make their own arrangements for transport both at the beginning and end of the day. The opening ceremony for District Camp will begin at 9am, with activities for all sections starting at 9.30am; it is essential that those taking part be on site by then. **We will be accepting arrivals from 8am on the Saturday.** Departure of all visitors will take place from 5pm and we aim that everyone will be off site by 7pm. Beavers who arrive independently must be met by a Group Leader on the car park. We ask that parents drop off and do not remain on site as this will cause issues with traffic. Groups that have made other arrangements, such as leader cars or minibuses, will be directed to the car park on arrival. **Vehicles will not be allowed on site for safety reasons.**

Dreys and Colonies who have a group on camp can collect their information/wristbands from their group. Those with no group on camp can collect their camp information pack from the Administration Hub (Forest Lodge).

Useful Information

First Aid

Groups are responsible for their own first aid cover but there will also be central cover provided should Groups require any support. Serious injuries or illnesses must be reported to the core team who will be identifiable in **blue hi-vis vests**. Any injuries or illnesses requiring a visit to hospital, or a doctor will require the Group Leader to complete a central accident form. Copies of this will be held by the District and Bibby's Farm. A copy must also be submitted to UK Scouts HQ. If one of your Campers has to attend hospital, then you must provide responsible adults to accompany them.

Leader Responsibility on Activities

We expect at least two Leaders to be with your group members throughout the day when they are on activities. With groups over 12 members would expect at least three Leaders.

NAN Forms, Permit Holders & InTouch

An individual Nights Away Notification (NAN) form is to be completed by all groups individually prior to camp and submitted in accordance with standard District protocol. The only amendment to standard District protocol for this camp is that all NAN forms must be submitted at least 4 weeks ahead of the camp due to the number which will need processing. All groups should identify an appropriate permit holder with a valid campsite nights away permit listed on Compass.

Each group must provide a designated person to be your InTouch contact who will act as the contact to parents/carers in the event of an issue or emergency. Their details should be listed on your NAN Form.

Bacon Butty Club (BBC)

On the Saturday evening of the camp, leaders and other adults are invited to the 'Camp BBC'. This will take place in the main building from 22:00 and will be done in two halves to give ALL adults the opportunity to come and have some 'chill out time'. The second session will begin at 22:45. If you would like to attend, all we ask is that you bring your own 'refreshments' and act responsibly. Bacon butties will be provided. A limited amount of meat-free alternatives will also be provided at each sitting along with gluten free bread. All food will be served on a 'first come first served' basis.

Saturday Evening Entertainment

Get out your best Hawaiian shirts and get your beach gear on! Our Saturday evening entertainment will begin at 19:45 with a Tropical/Under the Sea themed fancy dress parade into the main arena. We would love to see all groups getting involved!

Following this, we would like to invite you to party the night away and take part in the 'Camp Rave' in the Main Arena. This will finish at approximately 22:30, however there is no requirement for younger sections to be present for the entire duration.

Camp Programme

Activity	Time	Location
FRIDAY		
Arrivals	From 18:30	Bibby's Farm Car Park
Leader Briefing	22:00	Hulton Lodge Building
SATURDAY		
Day Visitor Arrivals	From 08:00	Bibby's Farm Car Park
Opening Ceremony	09:00	Main Arena
Activity Block 1	09:30-12:30	
Lunch	12:30-13:30	Group Camping Areas
Activity Block 2	13:30-16:30	
Day Visitor Departures	From 17:00	Bibby's Farm Car Park
Evening Entertainment	19:45-22:30	Main Arena
Bacon Butty Club 1	22:00-22:45	Hulton Lodge Building
Bacon Butty Club 2	22:45-23:30	Hulton Lodge Building
Camp Quiet	23:00	
SUNDAY		
Activity Block 3	09:30-12:30	
Closing Ceremony	14:00	Main Arena
Departures	From 15:00	Bibby's Farm Car Park

Section Programme Activities

Squirrels / Beavers – Hover Archery, Grass Sledges, Inflatables, Slack Lines, Backwoods Cooking, Craft, Giant Games, Welly Toss, Gutter Challenge, and a Sports Day on the Sunday.

Cubs – Climbing, Crate Stacking, Cave Bus, Archery, Tomahawk Throwing, Grass Sledges, Inflatables, Slack Lines, Backwoods Cooking, Craft and Splat-a-Pults.

Scouts – Canoeing, Kayaking, Rafting, Archery, Axe Throwing, Rifle Shooting, Crossbow, Escape Room, Pedal Karts, Inflatables, Laser Tag and Bouldering.

Squirrels, Beavers, and Cubs will run non-timetabled activities.

Scouts will run a timetable for activities (see next page).

Risk Assessments have been completed for all activities taking place and copies are available upon request.

Permission to Shoot Forms – Scouts Section Only

All Young People under the age of 18 must complete a permission to shoot form ahead of the event to take part in rifle shooting and crossbow. The forms have been sent to Group Lead Volunteers. Group Lead Volunteers/Scout Leaders are responsible for bringing these signed forms to the Admin Hub in the Forest Lodge on the Friday evening between 8:30pm and 9pm.

Forms have been issued to Group Lead Volunteers and must be completed by parents/guardians. Please note that no blank forms will be available on site during the event. **No form = no shooting!**

Wristbands will be issued accordingly.

Scouts Section Activity Timetable

ACTIVITY BASE	SATURDAY 6th JULY							SUNDAY 7th JULY				
	09:30	10:30		11:30	13:30	14:30	15:30	09:30	10:30	11:30		
	Activity Group 1 (11:00 change)				Activity Group 3 (15:00 change)			Activity Group 2 (11:00 change)				
Water	Red		Orange		Purple		Black		Yellow		Blue	
	Brown A		Brown B		White A		White B		Green A		Green B	
Axe throwing Bouldering	Brown B		Brown A		White B		White A		Green B		Green A	
	Orange		Red		Black		Purple		Blue		Yellow	
	Activity Group 2				Activity Group 1			Activity Group 3				
Rifle shooting	Yellow	Blue		Green		Red	Orange	Brown		Purple	Black	White
Crossbow	Green	Yellow		Blue		Brown	Red	Orange		White	Purple	Black
Escape Room Pedal cars	Blue	Green		Yellow		Orange	Brown	Red		Black	White	Purple
	Activity Group 3				Activity Group 2			Activity Group 1				
Inflatables	Purple	Black		White		Yellow	Blue	Green		Red	Orange	Brown
Laser tag	White	Purple		Black		Green	Yellow	Blue		Brown	Red	Orange
Archery	Black	White		Purple		Blue	Green	Yellow		Orange	Brown	Red

LUNCH 12:30 - 13:30

BASES FINISH AT 16:30

BASES FINISH AT 12:30

Groups	Red	Brown (A/B)		Orange	Yellow	Green (A/B)		Blue	Purple	White (A/B)		Black
	30th	15th	6th	10th	28th	21st	21st	34th	32nd	32nd	7th	1/14th + 16th
	20	13	8	22	23	8	9	22	21	8	13	6+16
	20	21		22	23	17		22	21	21		22

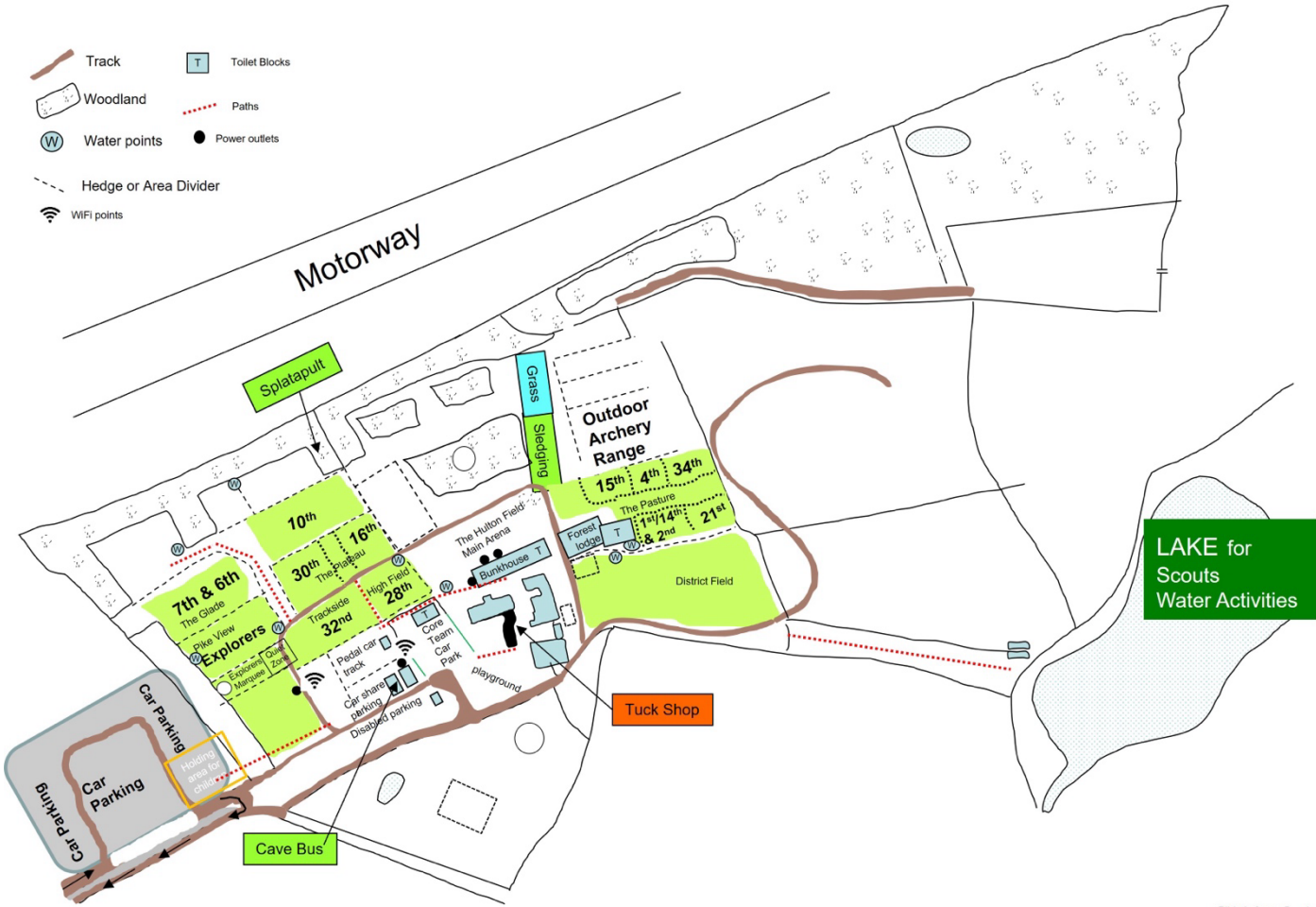
Mental Health & Wellbeing

Everybody's mental health and wellbeing is important to us at District Camp 2024. A space will be available where participants and leaders can go to relax, take part in mindfulness and wellbeing activities, or simply pop in for a drink and a chat.

This space will be staffed by the District Chaplain, Linda Buckley, as well as a specific adults who have undertaken Mental Health First Aid Training.

Please make your participants aware that this space is available should they require

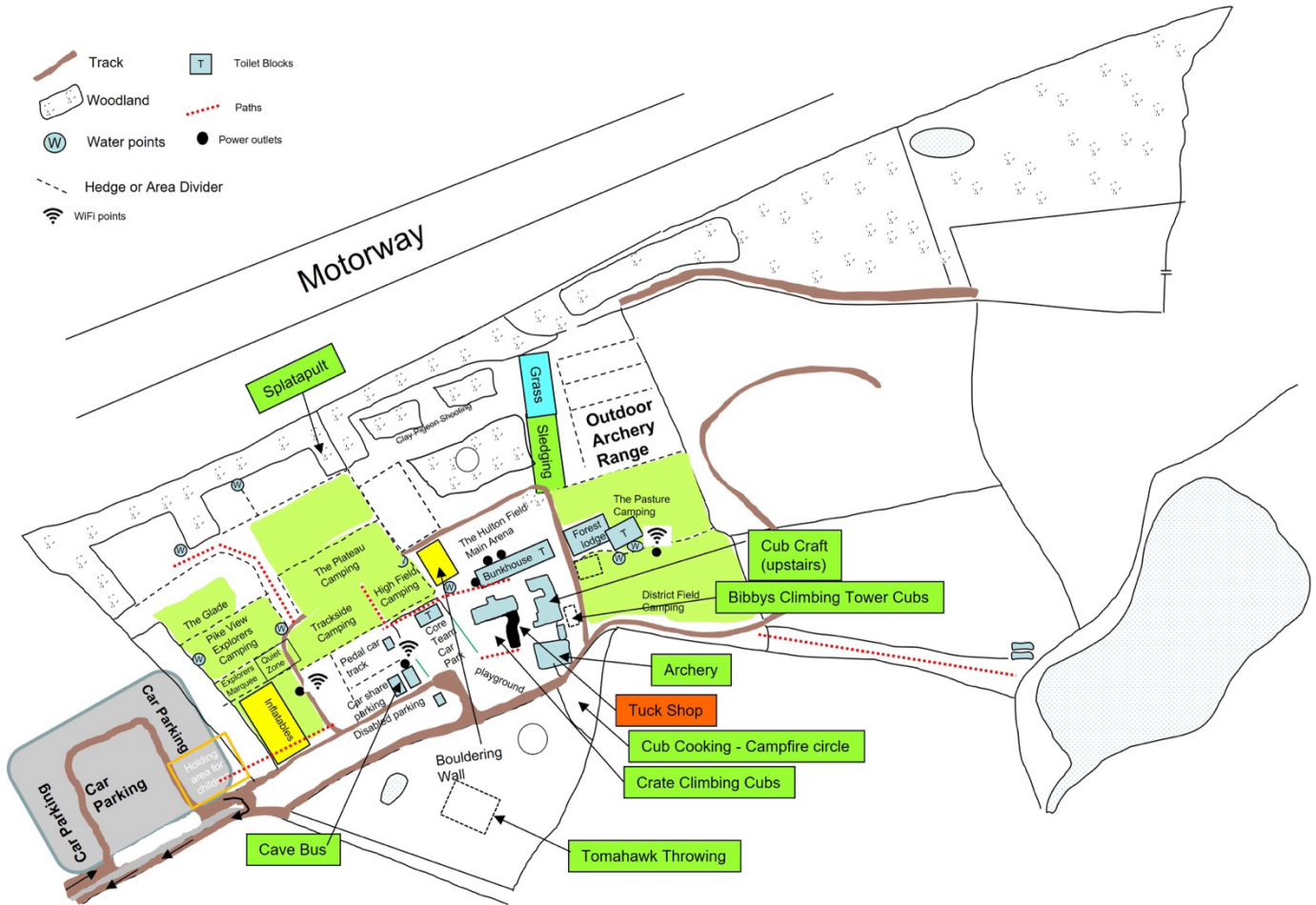
Site Map – Group Camping Areas



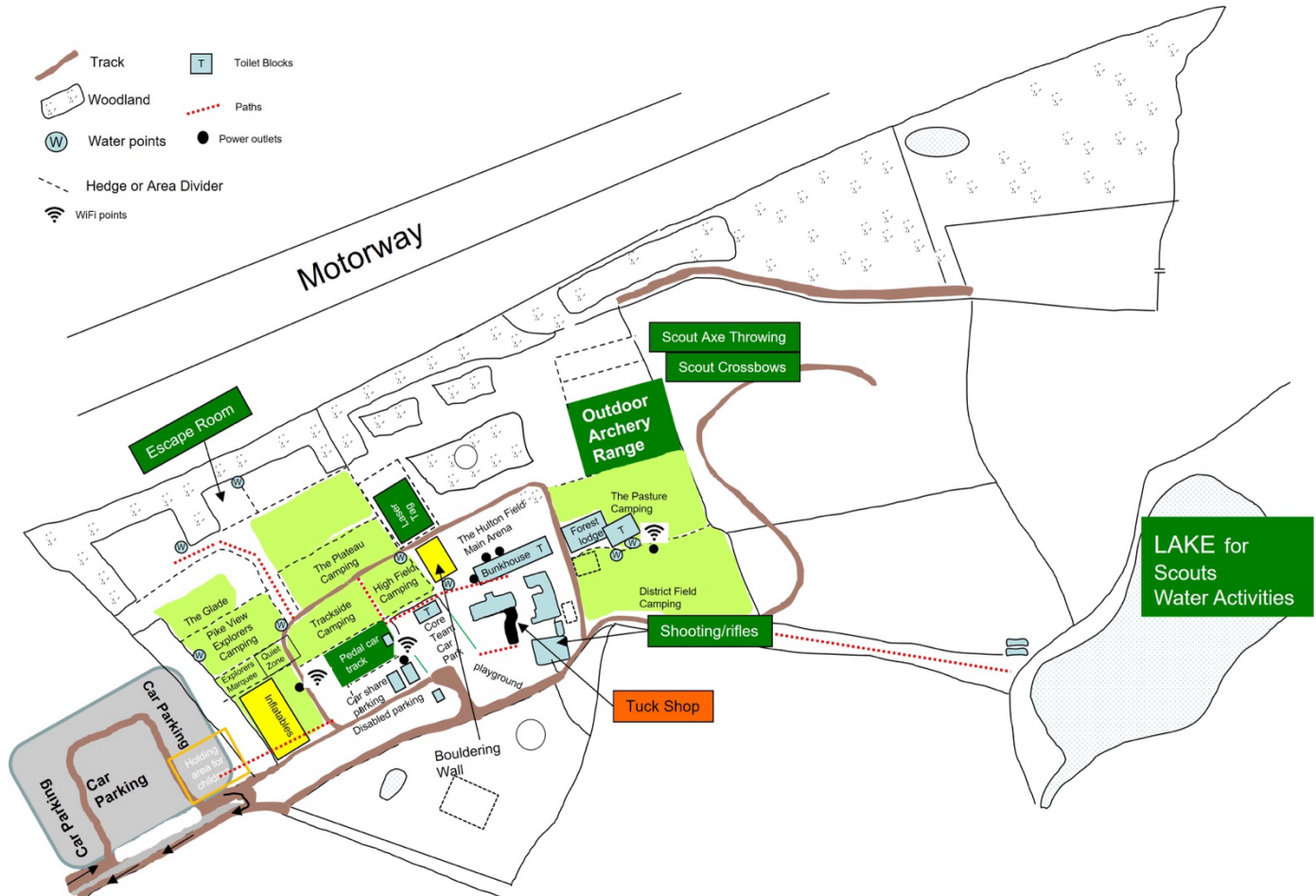
Site Map – Squirrels & Beavers Activity Locations



Site Map – Cubs Activity Locations



Site Map – Scouts Activity Locations



Emergency Procedures

Upon identifying a serious incident on site such as Fire, Missing Person and Unauthorised Persons on Site, the following procedure is to be followed.

- Call the Duty Manager on **07534 491619**.
- Give as much detail as possible including the location of the serious incident.
- The Duty Manager will then liaise with the Core Team to get assistance to the location.

Emergency Alarm:

In the event that an evacuation of the site is necessary, an audible siren will sound across the site. On hearing this, make your way to the Main Arena and await further instructions from the Duty Manager. In the event that the Main Arena cannot be used, the Duty Manager will direct all participants and leaders to the secondary assembly point.

The Core Team will be wearing blue hi-vis vests throughout the weekend. Please follow their instructions at all times to ensure everyone is kept safe while also having fun.

Campsite Evacuation Plan

Should the site need to be evacuated then a siren will sound across the site from the main arena and all participants, leaders and staff must immediately make their way to the main arena and await further instruction from the Duty Manager. If the nature of the emergency requires all persons to leave the main site then the secondary muster point is the main car park.

Site Information

Open Fires - There will be no provision on this camp for open fires due to the close proximity of groups and equipment.

BBQ'S - We cannot allow coal fired barbeques on this camp, as like open fires, they cannot be controlled. We will allow gas BBQs as they can be regulated and turned off quickly in the event of an incident.

Activities - All activities will have a risk assessment that will be on display during the camp. Copies will also be available from the Organisers Hub if anyone wishes to see them.

Toilets - With around 1000 people expected on site we need everyone to act responsibly. On site toilets must be looked after. Any attributable damage may be chargeable.

Waste Disposal - All waste is to be bagged using heavy duty sacks. These should then be either placed in the waste containers on the main car park or taken away with you.

Recycling - The campsite has a strong policy on the recycling of waste. It is highly important that you recycle. Please use the recycling bins which can be found in the main building areas of the site.

Water Taps - Please use these responsibly and make sure your members know not to leave them running.

Milk and Bread - There will be no supplies of milk, bread, or any other foods on site.

Tuck Shop - There is a tuck shop on site which will open at designated times during the weekend.

NO VEHICLES are allowed onto sites. They must be parked in the designated parking areas.

TRAILERS – Bibby's have requested that, due to recent poor weather, trailers are not to be left or brought on the camping areas and must be either returned to the car park/left in a designated trailer space where available as directed by campsite operations team.

Phone Charging – Phone charging will be available within the office at Bibby's Farm (located opposite the Hulton Lodge). You will need to bring your own cables if wishing to utilise this service.

Camp Challenges

What	Instruction	Equipment	Badge link
Levitating Rod	Two teams (for example 5 players per side) face each other. Between them is a table. Each player holds out an index finger. A cane or thin pole is placed on the fingers such that all are touching it. The objective is to lower the cane onto the table without anyone losing contact at any time.	Cane or thin pole. Table (or lower to ground)	Teamwork challenge
Knots	Learn six knots	Rope	Pioneering activity Team leader challenge for older scout teaching younger scouts.
Camp gadget	Build a simple pioneering project, object or camp gadget	Rope, poles	Pioneering activity Outdoor challenge Camper activity (need to build two)
Bench Challenge	One of your small group needs to lie on top of a picnic bench. He/she then needs to climb under the bench until she/he is on top	Picnic bench. Can be done with sturdy table,	

What	Instruction	Equipment	Badge link
	of it again without touching the ground. <i>(Ensure bench or table is over a soft surface to prevent injury)</i>	but that would need held down	
Leonardo Bridge	Build a bridge without the use of ropes, nails or tools with the wood or matches provided to you.	Poles or matches (for model version)	Pioneering activity
Knots 2.0 paracord	Creative design with paracord knots	Paracord plus someone to provide ideas / guidance. Possibly also items to decorate or keyrings etc.	Craft activity
Manikin Challenge	Make a video in which your small group stands completely still (the manikin challenge). It would be great if you think about creative poses which for a complete picture	Mobile phone to video	Creative challenge
Diversity	Create a poster about diversity with another small group and hang it up in your Mess Tent	Flipchart paper. Pens or paint and brushes	World challenge
Clothing location	See how many different countries your clothing has been manufactured in.	Clothes & shoes etc. brought to camp.	Global Issues activity
Origami	Make three Origami items per team	Paper & templates	Creative challenge / Craft activity

What	Instruction	Equipment	Badge link
Take Off	Build an object that can stay in the air for 15 seconds.	Use whatever you can find	
Tree Hugger	In pairs , blindfolded scout hugs a tree and memorizes it's characteristics. Walk away, then unblindfolded, try to relocate it. Whole group to give it a go.	Trees, neckers.	
Promote scouting	Create a poster promoting scouting and/or camping	Paper, pens or paint & brushes	Creative challenge
Paper cup	Make a cup out of a sheet of paper, the cup must hold water	Paper	
Pass the pencil	Pass a pencil around every member of your patrol without using your hands	Pencil	Teamwork challenge (complete this and next three challenges as a team)
Human WWDC24	Make the letters WWDC24 out of human bodies and take a picture of it. Do this with another small group if you need more bodies	None	
Human pyramid	Form a human pyramid of at least 3 layers, involving ALL the members of your Team	None	

What	Instruction	Equipment	Badge link
Tarp turn	Tarpaulin Turn Over – no talking	Tarpaulin	
Juggling	Learn to juggle with three balls	Juggling balls	Circus skills activity
Photography	Take 12 photographs, featuring at least two of these photographic techniques: portrait, still life (or similar), landscape, sport or action, or timelapse	Mobile phone	Photographer activity
Video	Produce two short videos of activities at camp	Mobile phone	Photographer activity
Photo	Get a photo of at least two members from your Group with a member of the core team in blue hi-vis.	Mobile phone	Photographer activity



= Traffic Lights

Bibby's Farm Campsite

- Note:
- Not to Scale
- Not all roads / junctions are shown
- Not all roundabouts / traffic lights are shown

