


TAKE ACTION
TODAY WITH
THE INFINITY T4



BATHROOM



MARK-FREE SCREEN
Beautifully shiny and gleaming everyday.



UN-CLOGGED SHOWER
Feel the full flow of your shower.

KITCHEN



SHINY TAPS
Gleaming and limescale-free forever.




SHINY KETTLE
No more flakes in your hot drinks.

APPLIANCES



EFFICIENT APPLIANCES
No more breakdowns.



FREE-FLOWING PIPES
No more hidden scale in your pipes.

WELL-BEING



SMOOTH HAIR & SKIN
Enjoy soft, nourished skin and shiny hair.



LOTS OF BUBBLES
You'll love your new spa bath!

DO YOU LIVE IN A
HARD WATER AREA?

There are many chalk and limestone regions in the UK. As rain falls and filters through the ground it picks up calcium and magnesium before reaching our water systems.

These minerals then cause limescale and damage throughout your property.



Very hard water Hard water Soft water

Dimensions		System	
Size (w x d x h)	219 x 468 x 498 mm 8 5/8" x 18 7/16" x 19 5/8"	Max Operating Pressure	7 bar
Performance		Regeneration	
Minimum Flow	1 L/min	Time	11 minutes
Maximum Peak Flow	51 L/min	Volume	20.5 litres

"Loving my new Infinity T4 Water Softener. The **best decision** I ever made – should have done it years ago!"

Mr. Smith – Southampton



YOUR AUTHORISED
INFINITY WATER SOFTENERS AGENT:



INFINITYWATERSOFTENERS.CO.UK




T4
WATER SOFTENER

HIGH PERFORMANCE
BLOCK SALT WATER SOFTENER



THE DAMAGING EFFECTS OF HARD WATER

BATHROOM




MARKED SHOWERSCREEN
Constantly wiping and cleaning?



CLOGGED SHOWER
Dreaming of a free-flowing shower?

KITCHEN



SCALED TAPS
Constantly scrubbing and cleaning?




CRUSTY KETTLE
Fed up looking at a grubby kettle?

APPLIANCES




SCALED ELEMENT
Fed up with costly breakdowns?



CLOGGED PIPES
Considered the damage you can't see?

WELL-BEING



DRY HAIR & SKIN
Constantly moisturising and conditioning?



NO BUBBLES
No matter how much bubble bath you add!



NON-ELECTRIC



CONTINUOUS SOFT WATER

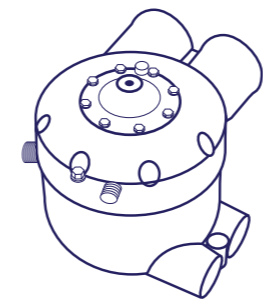


TWIN-TANK



From the manufacturer who pioneered the first twin-tank water softener.

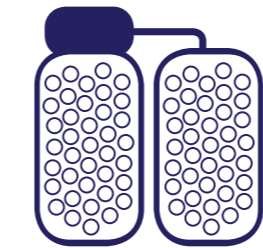
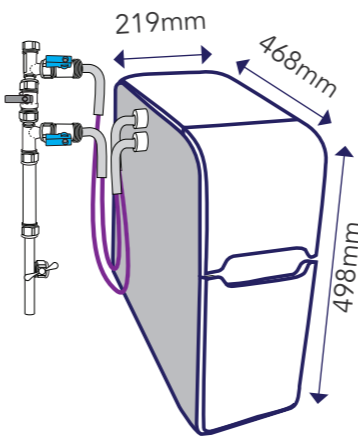
WHY IS THE INFINITY T4 SO GOOD?



HIGH PERFORMANCE VALVE
Advanced non-electric valve delivers exceptional flow rates for UK plumbing systems.

COMPACT DESIGN

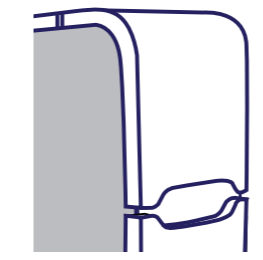

Fits neatly into a standard kitchen cabinet.
Height - 498mm (19 5/8")
Width - 219mm (8 5/8")
Depth - 468mm (18 7/16")



NON-ELECTRIC TWIN-TANK SYSTEM
Pioneering twin-tank system guarantees continuous soft water, even under the most demanding conditions.

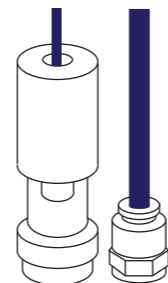
SUPERIOR, HIGH-FLOW RESIN

High quality food-grade resin beads for greater capacity and flow rates.




TRANSPARENT SALT LID
Easy to check levels and refill salt with the magnetic, transparent lid.

SMART BRINE VALVE
Adjustable brine valve for greater salt efficiency.



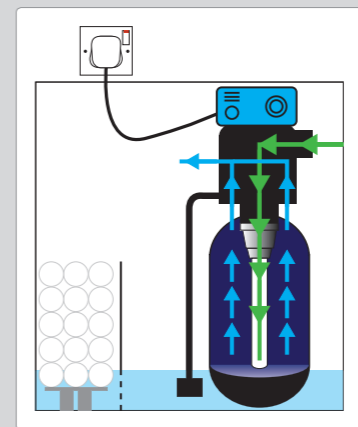
HOW IS HARD WATER SOFTENED?



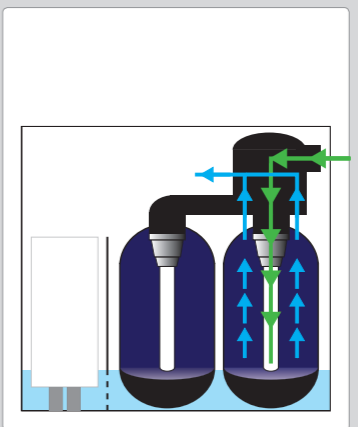
- The Infinity T4 Water Softener has two tanks filled with tiny, food grade resin beads.
- As hard water, from your mains supply, passes through the resin beads, calcium and magnesium minerals stick to the resin beads. This turns the water 'soft' - a process called 'ion exchange'.
- Once the tank of resin beads is full of calcium and magnesium minerals it is cleaned with salt water which is then flushed down the drain.
- The resin beads are then rinsed with soft water to ensure there are no traces of salt.
- The water softener is now ready to continue softening the hard water.

WHY ARE TWO TANKS BETTER THAN ONE?

Electric, single-tank water softener

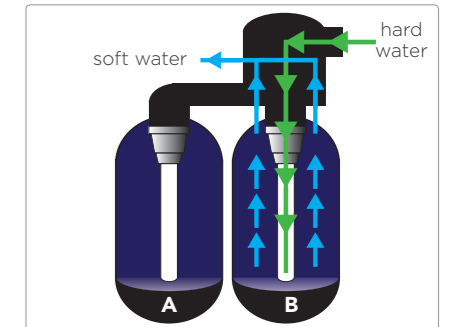


Non-electric, twin-tank water softener

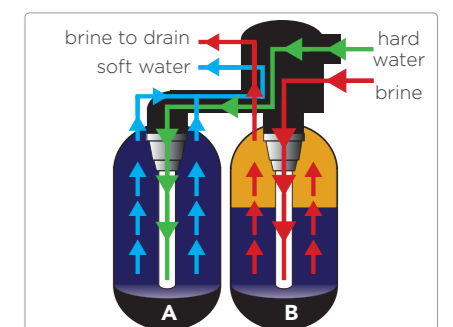


The water level needs to be lowered so the block is only slightly submerged. Most water softeners only have one tank connected to a computerised or mechanical timer. The timer controls when the regeneration process should take place, usually at night. Water softeners with two tanks are more efficient because they regenerate when needed - and not when the timer dictates. Installing a two tank water softener is the only way to guarantee a non-interrupted supply of soft water.

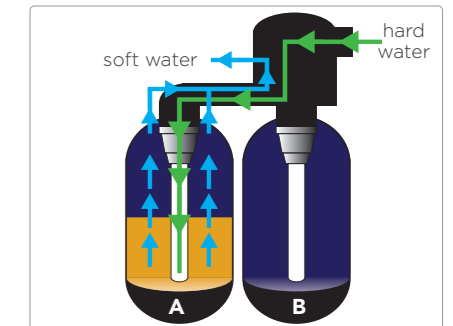
SO HOW DOES THE INFINITY T4 WORK?



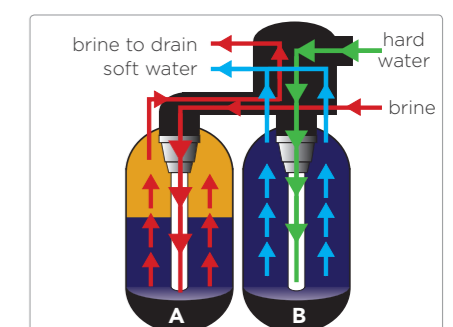
Tank A in stand-by, ready to be used.
Tank B is softening the water.



Tank A is softening the water.
Tank B is full of limescale minerals and is going through regeneration.



Tank A is softening the water.
Tank B in stand-by, ready to be used.



Tank A is full of limescale minerals and is going through regeneration.
Tank B is softening the water.