

Recommendations for elastic bearing

Static load: up to [N/mm²]

3.00

Dynamic load: up to [N/mm²]

4.50

Load peaks: up to [N/mm²]

10.5

Values depending on form factor and apply to form factor q = 3

Material: closed cellular polyether-urethane

Colour: blue

Delivery specifications

Thickness: 12.5 mm and 25 mm

Mats: 0.5 m wide, 2.0 m long

Stripes: max. 2.0 m long

Other dimensions on request
(also stamping and moulded parts)

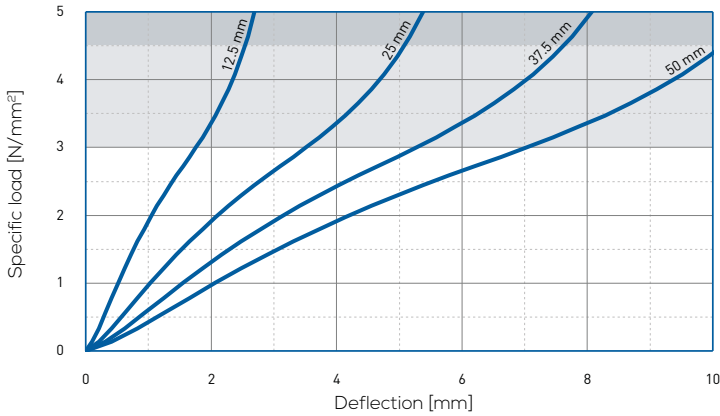
Properties	Value	Test method	Comment
Mechanical loss factor ⁽¹⁾	0.09	DIN 53513 ⁽²⁾	guide value
Static E-modulus ⁽¹⁾	17 N/mm ²	DIN 53513 ⁽²⁾	
Dynamic E-modulus ⁽¹⁾	43 N/mm ²	DIN 53513 ⁽²⁾	
Static shear modulus ⁽¹⁾	1.93 N/mm ²	DIN 53513 ⁽²⁾	preload 3.0 N/mm ²
Dynamic shear modulus ⁽¹⁾	4.0 N/mm ²	DIN 53513 ⁽²⁾	preload 3.0 N/mm ² , 10 Hz
Resistance to strain	2.3 N/mm ²		at 10% deformation
Residual compression set	< 5%	DIN EN ISO 1856	50%, 23°C, 70 h, 30 min after unloading
Operating temperature	-30 to +70 °C		
Temperature peak	+120 °C		
Inflammability	Class E / EN 13501-1	EN ISO 11925-1	normal flammable

⁽¹⁾ measured at maximum limit of static application range

⁽²⁾ test according to DIN 53513

All information and data is based on our current knowledge. The data are subject to typical manufacturing tolerances and are not guaranteed. We reserve the right to amend the data.

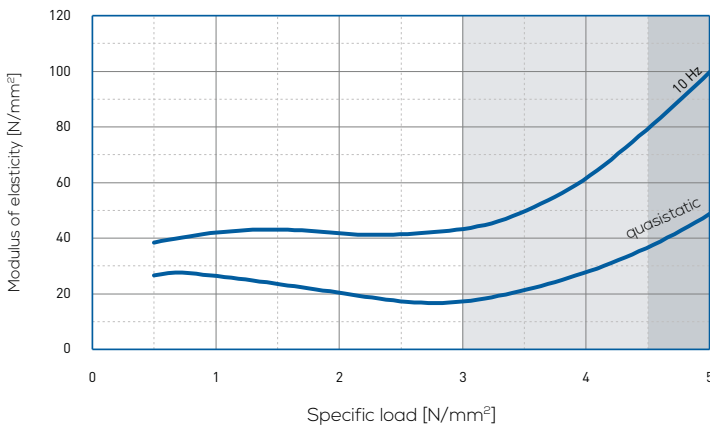
Load deflection curve



Recording of the 3rd loading; testing between steel plates with emery cloth of granulation K 120 at room temperature measured at $v = 0.2 \text{ N/mm}^2 / \text{sec}$.

Form factor $q = 3$

Modulus of elasticity



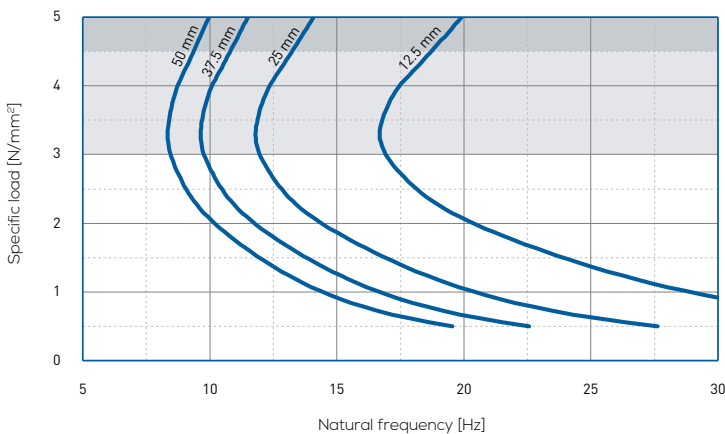
Dynamic test: sinusoidal excitation with an oscillating range of $\pm 0.11 \text{ mm}$ at 10 Hz.

Quasistatic modulus of elasticity: tangent modulus taken from the load deflection curve.

Test according to DIN 53513

Form factor $q = 3$

Natural frequency

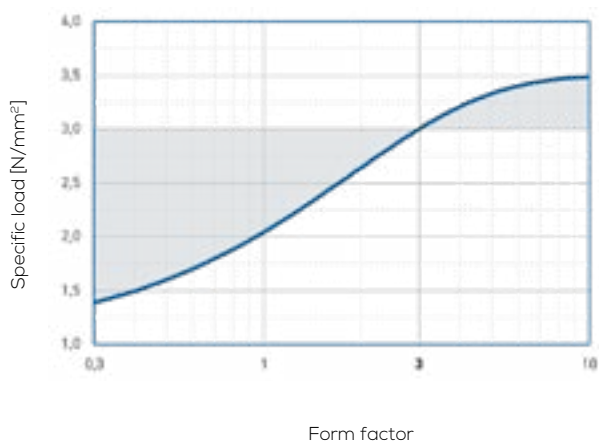


Natural frequency of a single-degree-of-freedom system consisting of a fixed mass and an elastic bearing consisting of PURASYS vibradyn HL 3000 on a stiff subgrade.

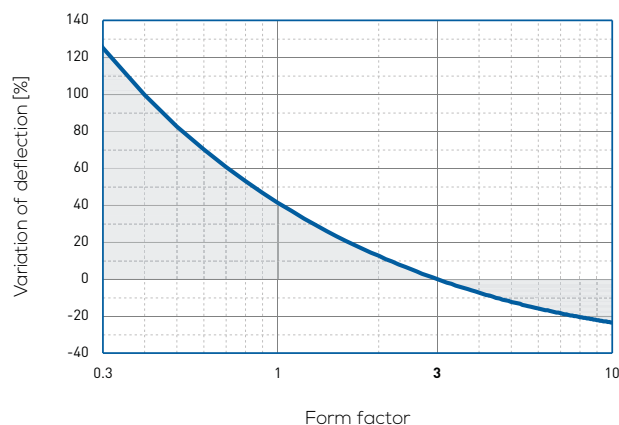
Form factor $q = 3$

Correction values varying form factors.
Specific load 3.0 N/mm², form factor q = 3

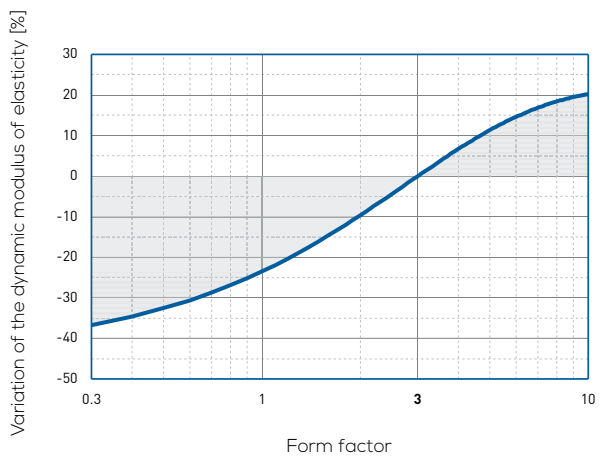
Static load range



Deflection



Dynamic modulus of elasticity at 10 Hz



Natural frequency

