



vibradyn HL 3000 / HL 6000 / HL 12 000
PURASYS

Elastic bearings for high loads
made from polyurethane



The problem

Vibrations that occur in buildings are a problem for a variety of reasons. On the one hand, the quality of living and working is considerably reduced. On the other hand, over a longer period of time they can lead to damages to the building.

Elastomeric bearings made of polyurethane open up many ways to limit these restrictions.

A frequent cause of vibrations are track sections, which are in close proximity. Machines or technical devices, such as air conditioning systems, induce disturbing vibrations, too.

In all cases, two approaches can be followed: the isolation at the source, or the shielding of the building against external influences. The last variant is often carried out by flat bearings under the floor plate.


For many years, KRAIBURG PuraSys has been offering specially designed polyurethane products, known as vibrafoam and vibradyn, which can take loads of up to 1.9 N/mm². However, there are problems when high weights are acting on a small area and there is no possibility of reducing the load by constructive changes.

These include e. g. heavy machinery or point bearings in the form of supports like in buildings.

The solution

For such cases with increased requirements, KRAIBURG PuraSys offers the two newly developed bearings vibradyn HL 3000, HL 6000 and HL 12000. They can take loads of up to 3.0 N/mm², 6.0 N/mm² or 12.0 N/mm². Due to their high density, the three new developments stand out clearly from the previous products.

The already known color differentiation of the individual types of our vibrafoam/vibradyn series prevents material mix-ups during installation. Such highly resilient bearings make it possible to isolate e. g. individual floors, which rest on supports instead of a whole building. This allows considerable material savings, so that –in connection with the simple processing– not only costs, but also time can be saved.



The material properties

The resilience of the bearings is decisive for the structural design of the building, but the ability to isolate the vibration is mainly determined by the dynamic properties. A mass-spring system is often used as a model for this. Depending on the load, different natural frequencies occur, which must be lower than the interference frequency. KRAIBURG has once again succeeded in implementing very low natural frequencies in the development of high-load bearings.

As measurements of the Technical University of Munich have confirmed, at thicknesses of 25 mm the natural frequency is about 12 Hz for the HL 3000 bearing, about 15 Hz for the HL 6000 and about 17 Hz for the HL 12000.

Also in terms of the other characteristics, the new bearings meet the same high quality as the vibrafoam and vibradyn series. The application range also extends from -30 ° C to +70 ° C and also permits short-term load peaks. Resistance to water, oil and dilute acids and alkalis is also part of the material properties as well as a good tensile strength.

How to choose the right type

In contrast to flat bearing, the geometric dependence of the static and dynamic properties plays a greater role in small point bearings. This influence was tested experimentally as in the previous products and presented in the corresponding data sheets. Meanwhile, the application has been facilitated by developing its own computer program, which outputs the static and dynamic properties as a function of the geometric dimensions and the load and helps in the product selection.

In principle, two types of inputs are possible: on the one hand, the optimum vibrafoam or vibradyn type can be output after entering the conditions. In this case, the highest possible utilization and the correspondingly low tuning frequency are strived for. On the other hand, the properties of a certain type can be displayed under these conditions. The tuning frequency and the deflection are two of the most important features. The insulating effect is illustrated as a function of the frequency both in tabular and graphical form. Operation is via a web interface, to which interested parties can access. As a result, the development of suitable solutions, especially for complex construction projects, is enormously accelerated.



Recommendations for elastic bearing:

Static load: up to [N/mm²]

3.00

Dynamic load: up to [N/mm²]

4.50

Load peaks: up to [N/mm²]

10.5

Values depending on form factor and apply to form factor q = 3

Material: closed cellular polyether-urethane

Colour: blue

Delivery specifications

Thickness: 12.5 mm and 25 mm

Mats: 0.5 m wide, 2.0 m long

Stripes: max. 2.0 m long

Other dimensions on request (also stamping and moulded parts).

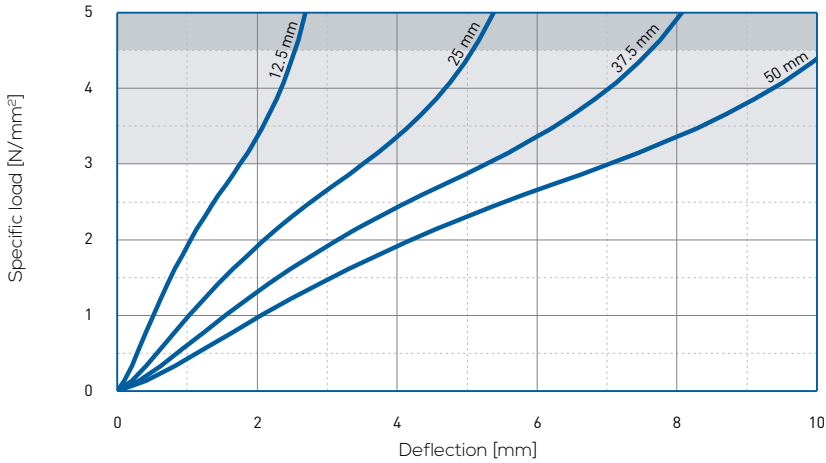
Properties	Value	Test method	Comment
Mechanical loss factor ⁽¹⁾	0.09	DIN 53513 ⁽²⁾	guide value
Static E-modulus ⁽¹⁾	17 N/mm ²	DIN 53513 ⁽²⁾	
Dynamic E-modulus ⁽¹⁾	43 N/mm ²	DIN 53513 ⁽²⁾	
Static shear modulus ⁽¹⁾	1.93 N/mm ²	DIN 53513 ⁽²⁾	preload 3.0 N/mm ²
Dynamic shear modulus ⁽¹⁾	4.0 N/mm ²	DIN 53513 ⁽²⁾	preload 3.0 N/mm ² , 10 Hz
Resistance to strain	2.3 N/mm ²		at 10% deformation
Residual compression set	< 5%	DIN EN ISO 1856	50%, 23°C, 70 h, 30 min after unloading
Operating temperature	-30 to +70 °C		
Temperature peak	+120 °C		
Inflammability	Class E / EN 13501-1	EN ISO 11925-1	normal flammable

⁽¹⁾ measured at maximum limit of static application range

⁽²⁾ test according to DIN 53513

All information and data is based on our current knowledge. The data are subject to typical manufacturing tolerances and are not guaranteed. We reserve the right to amend the data.

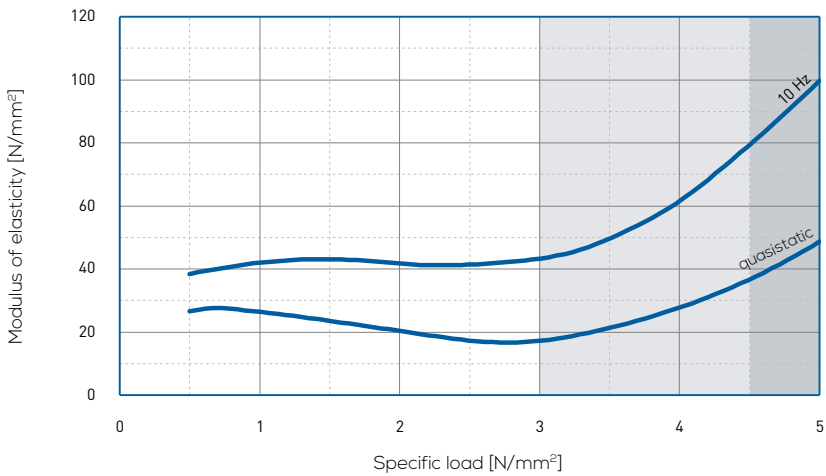
Load deflection curve



Recording of the 3rd loading; testing between steel plates with emery cloth of granulation K 120 at room temperature measured at $v = 0.2 \text{ N/mm}^2 / \text{sec}$.

Form factor $q = 3$

Modulus of elasticity

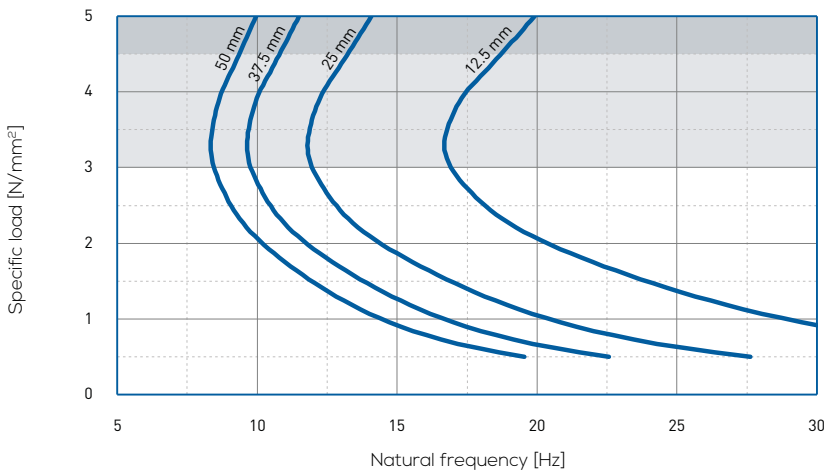


Dynamic test: sinusoidal excitation with an oscillating range of $\pm 0.11 \text{ mm}$ at 10 Hz.

Quasistatic modulus of elasticity: tangent modulus taken from the load deflection curve.

Test according to DIN 53513
Form factor $q = 3$

Natural frequency

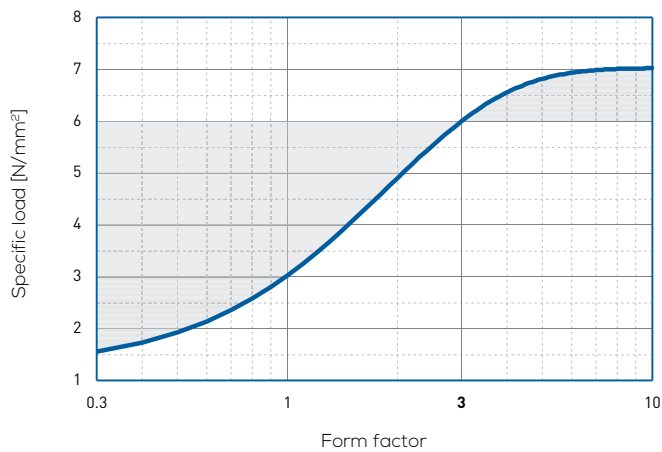


Natural frequency of a single-degree-of-freedom system consisting of a fixed mass and an elastic bearing consisting of PURASYS vibradyn HL 3000 on a stiff subgrade.

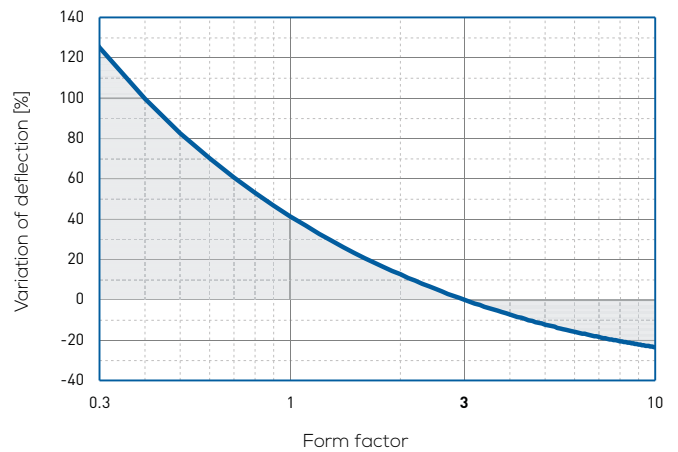
Form factor $q = 3$

Correction values varying form factors
 specific load 3.0 N/mm², form factor q = 3

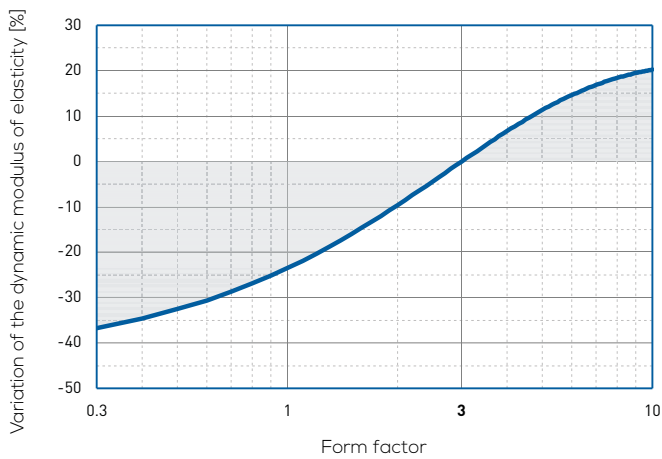
Static load range



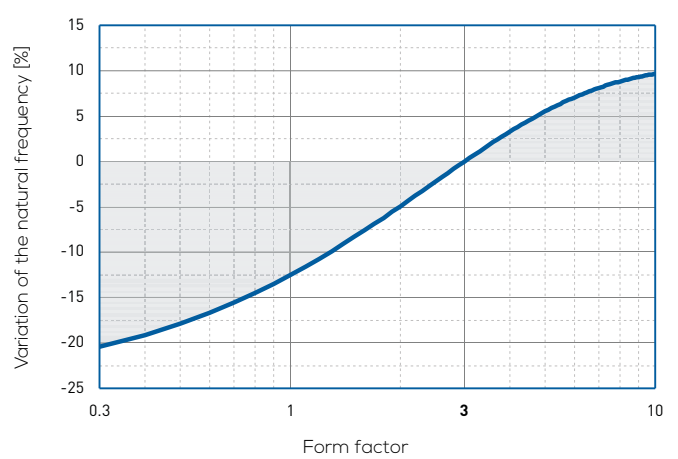
Deflection



Dynamic modulus of elasticity at 10 Hz



Natural frequency



DISCLAIMER:

The information provided is intended only as a summary and general overview on matters of interest. The information is not intended to be comprehensive nor does it constitute expert advice. KRAIBURG PuraSys shall not be liable for incidental and/or consequential damages directly or indirectly sustained, nor any loss caused by not complying with relevant industry/product standards and improper use of any PURASYS vibradyn products. Due to varying construction methods, any other circumstances not stated above should be brought to the attention of KRAIBURG PuraSys for review. For suitability to the prevailing site conditions, it is advised that certified testing should be conducted. It is recommended to seek further advice on your application with our technical staff prior to use.

The data sheet is not subject to any change service! All information is without guarantee.
 Latest version of this document available on www.vibisol.se





Recommendations for elastic bearing

Static load: up to [N/mm²]

6.00

Dynamic load: up to [N/mm²]

9.00

Load peaks: up to [N/mm²]

18.0

Values depending on form factor and apply to form factor q = 3

Material: closed cellular polyether-urethane

Colour: black grey

Delivery specifications

Thickness: 12.5 mm and 25 mm

Mats: 0.5 m wide, 2.0 m long

Stripes: max. 2.0 m long

Other dimensions on request (also stamping and moulded parts).

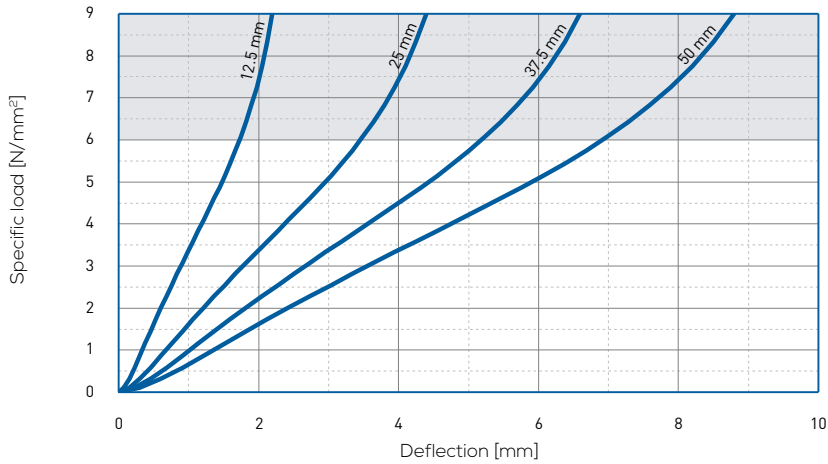
Properties	Value	Test method	Comment
Mechanical loss factor ⁽¹⁾	0.11	DIN 53513 ⁽²⁾	guide value
Static E-modulus ⁽¹⁾	55 N/mm ²	DIN 53513 ⁽²⁾	
Dynamic E-modulus ⁽¹⁾	135 N/mm ²	DIN 53513 ⁽²⁾	
Static shear modulus ⁽¹⁾	3.5 N/mm ²	DIN 53513 ⁽²⁾	preload 6.0 N/mm ²
Dynamic shear modulus ⁽¹⁾	6.0 N/mm ²	DIN 53513 ⁽²⁾	preload 6.0 N/mm ² , 10 Hz
Resistance to strain	4.2 N/mm ²		at 10% deformation
Residual compression set	< 5%	DIN EN ISO 1856	50%, 23°C, 70 h, 30 min after unloading
Operating temperature	-30 to +70 °C		
Temperature peak	+120 °C		
Inflammability	Class E / EN 13501-1	EN ISO 11925-1	normal flammable

⁽¹⁾ measured at maximum limit of static application range

⁽²⁾ test according to DIN 53513

All information and data is based on our current knowledge. The data are subject to typical manufacturing tolerances and are not guaranteed. We reserve the right to amend the data.

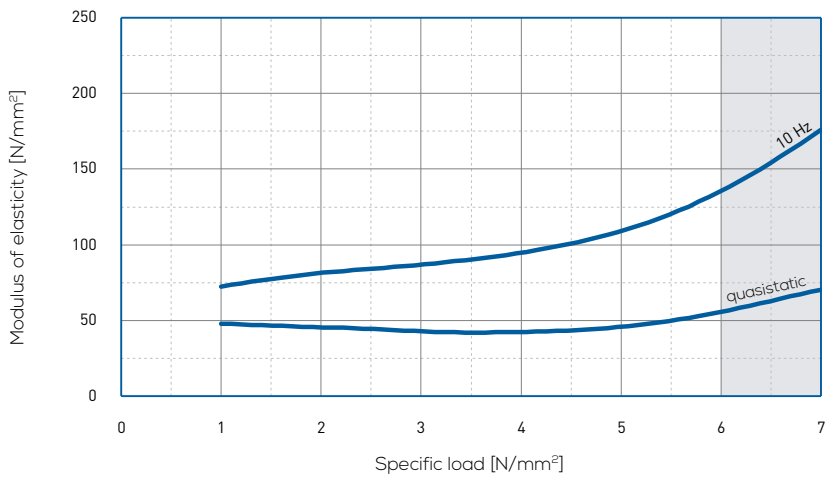
Load deflection curve



Recording of the 3rd loading; testing between steel plates with emery cloth of granulation K 120 at room temperature measured at $v = 0.4 \text{ N/mm}^2 / \text{sec}$

Form factor $q = 3$

Modulus of elasticity

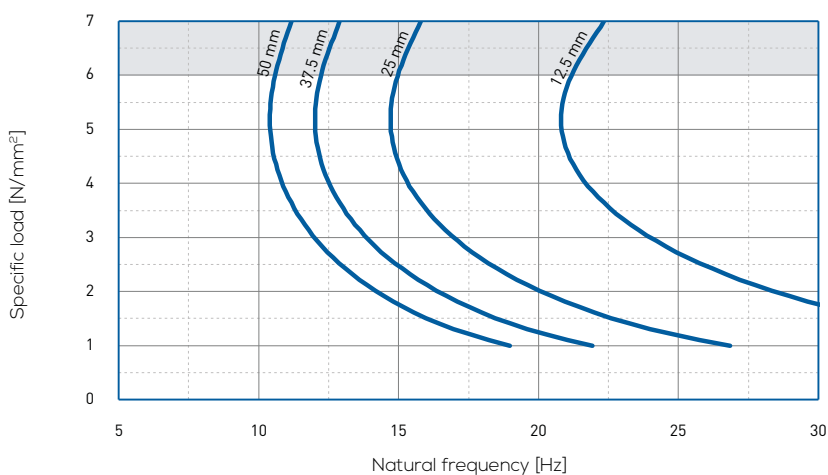


Dynamic test: sinusoidal excitation with an oscillating range of $\pm 0.11 \text{ mm}$ at 10 Hz

Quasistatic modulus of elasticity: tangent modulus taken from the load deflection curve

Test according to DIN 53513
Form factor $q = 3$

Natural frequency

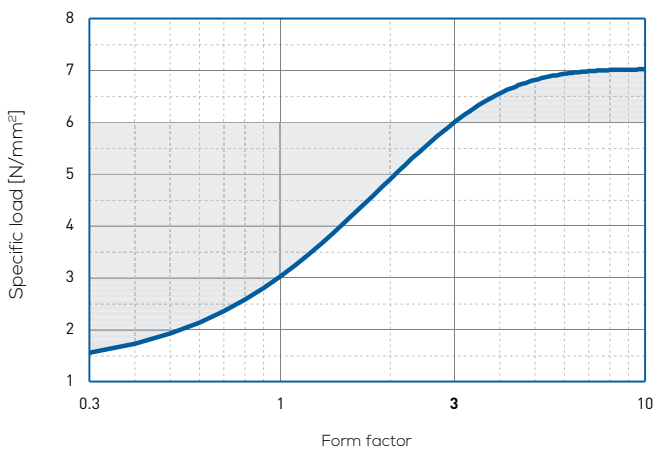


Natural frequency of a single-degree-of-freedom system consisting of a fixed mass and an elastic bearing consisting of PURASYS vibradyn HL 6000 on a stiff subgrade.

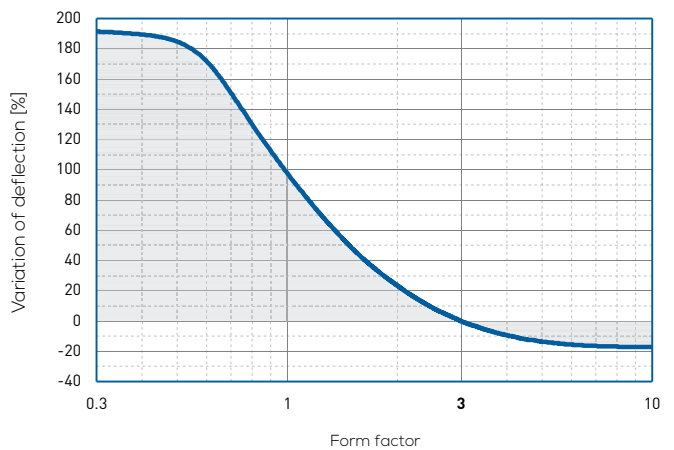
Form factor $q = 3$

Correction values varying form factors

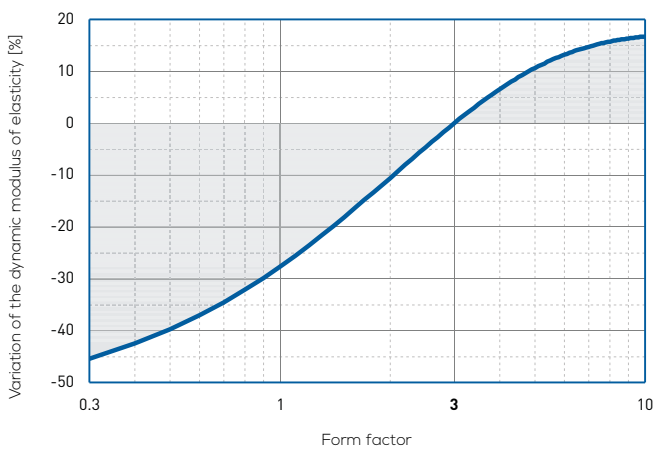
Static load range



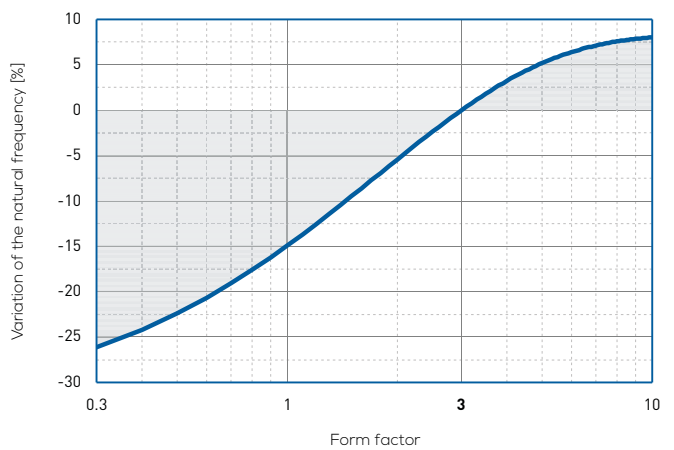
Deflection



Dynamic modulus of elasticity at 10 Hz



Natural frequency



DISCLAIMER:

The information provided is intended only as a summary and general overview on matters of interest. The information is not intended to be comprehensive nor does it constitute expert advice. KRAIBURG PuraSys shall not be liable for incidental and/or consequential damages directly or indirectly sustained, nor any loss caused by not complying with relevant industry/product standards and improper use of any PURASYS vibradyn products. Due to varying construction methods, any other circumstances not stated above should be brought to the attention of KRAIBURG PuraSys for review. For suitability to the prevailing site conditions, it is advised that certified testing should be conducted. It is recommended to seek further advice on your application with our technical staff prior to use.

The data sheet is not subject to any change service! All information is without guarantee.
 Latest version of this document available on www.vibisol.se



Recommendations for elastic bearing:

Static load: up to [N/mm²]

12,0

Dynamic load: up to [N/mm²]

16,0

Load peaks: up to [N/mm²]

24,0

Material: closed cellular polyether-urethane

Colour: black

Delivery specifications:

Thickness: 12,5 mm and 25 mm

Mats: 1,0 m wide, 1,0 m long

Stripes: max. 1,0 m long

Other dimensions on request (also stamping and moulded parts).

Values depending on form factor and apply to form factor q = 2

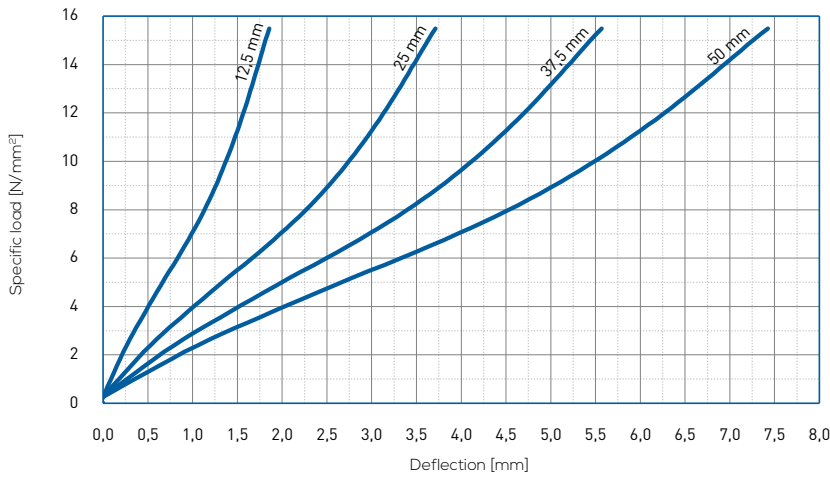
Properties	Value	Test method	Comment
Mechanical loss factor ⁽¹⁾	0,11	DIN 53513 ⁽²⁾	guide value
Static E-modulus ⁽¹⁾	140 N/mm ²	DIN 53513 ⁽²⁾	
Dynamic E-modulus ⁽¹⁾	370 N/mm ²	DIN 53513 ⁽²⁾	
Compression hardness	9,0 N/mm ²		at 10% deformation
Operating temperature	-30 à +70 °C		
Temperature peak	+120 °C		
Inflammability	Class E / EN 13501-1	EN ISO 11925-1	normally flammable

⁽¹⁾ measured at maximum limit of static application range, q = 2

⁽²⁾ Test according to DIN 53513

All information and data are based on our current knowledge. The data is subject to typical manufacturing tolerances and are not guaranteed. We reserve the right to change the information.

Spring characteristic

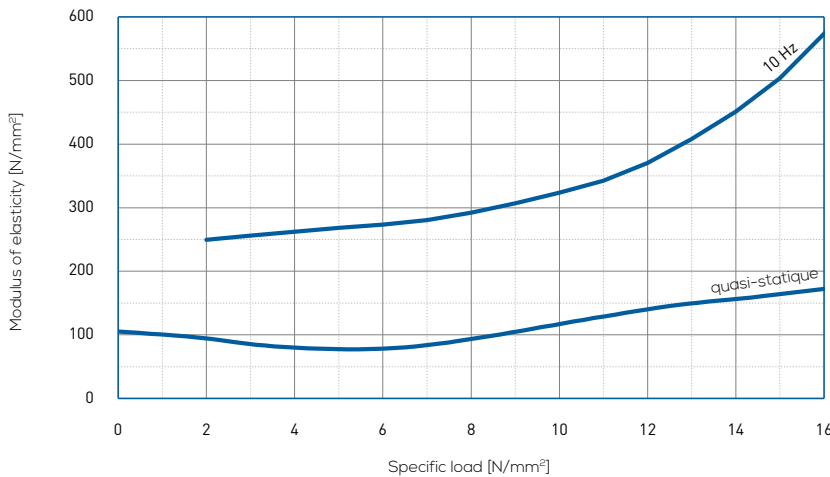


Recording of the 3rd loading; testing between flat steel plates at room temperature with abrasive cloth of the Grit K120.

Test speed $v = 1.2 \text{ N/mm}^2 / \text{s}$

Form factor $q = 2$

Modulus of elasticity



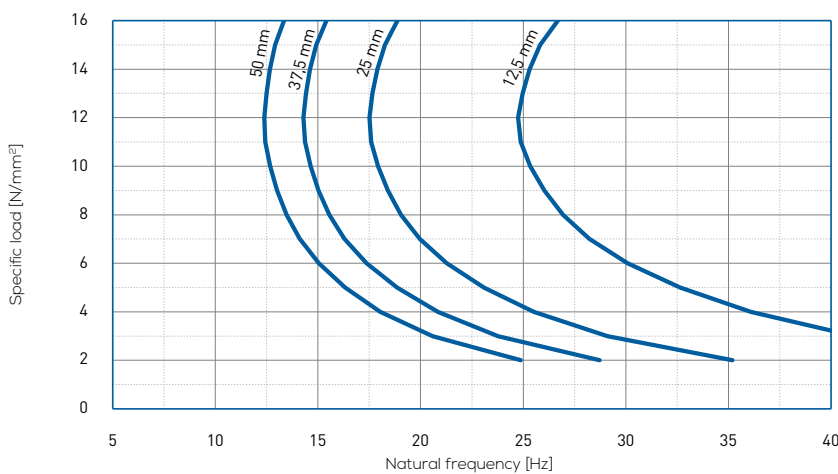
Dynamic test: harmonic excitation with an amplitude of $\pm 0.11 \text{ mm}$ at 10 Hz

Quasistatic modulus of elasticity: Tangent modulus from the spring characteristic.

Measurement based on DIN 53513

Form factor $q = 2$

Natural frequency



Natural frequency of a system consisting of a compact mass and an elastic one Bearing made of PURASYS vibradyn HL 12000 on solid ground.

Form factor $q = 2$

Visiting address:
Stillestorps Industriväg 8
443 61 Stenkullen

Postal address:
Vibisol AB
Box 3037, 443 03 Lerum

Phone: 0302-770130
E-mail: info@vibisol.se
Website: www.vibisol.se

VIBISOL

All information and data is based on our current knowledge. The data are subject to typical manufacturing tolerances and are not guaranteed. We reserve the right to amend the data. Responsible publisher: Vibisol AB. Edition 2024.