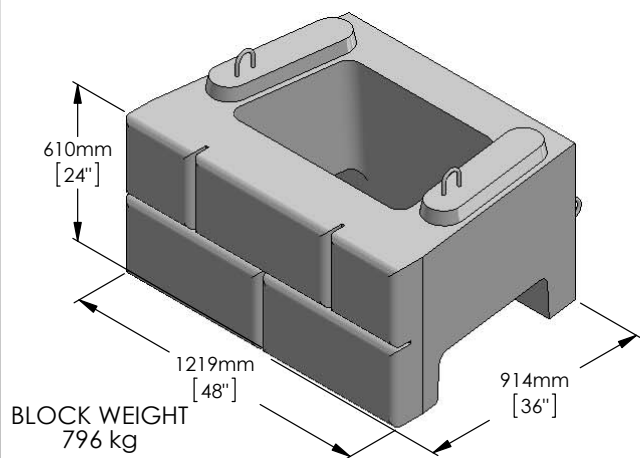
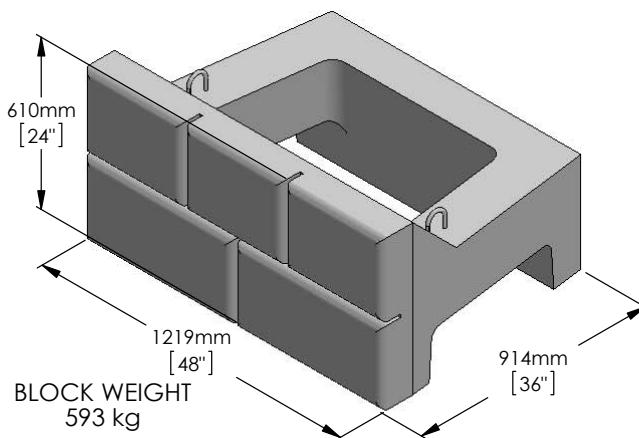


900 BLOCK SERIES

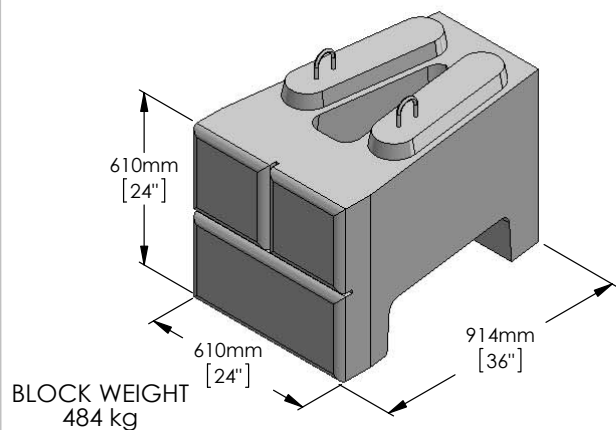
STANDARD BLOCK



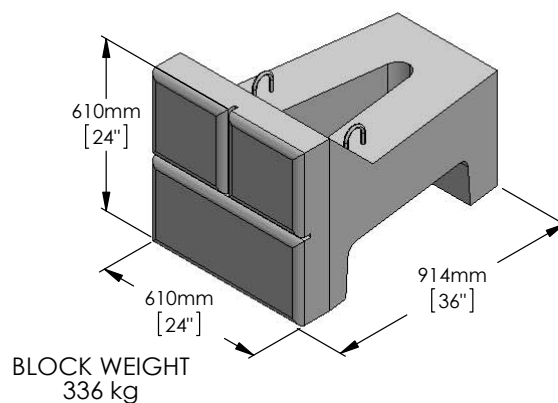
STANDARD TOP BLOCK



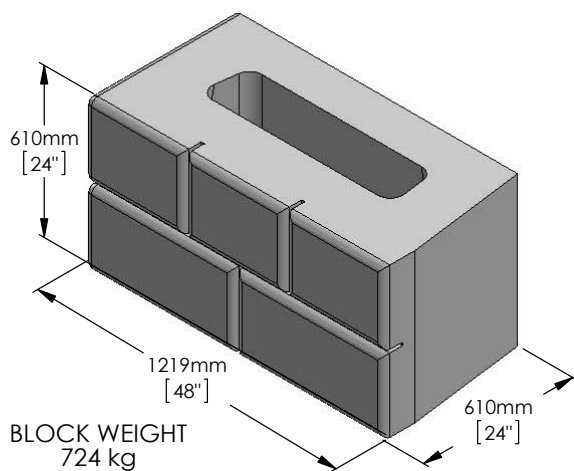
HALF BLOCK



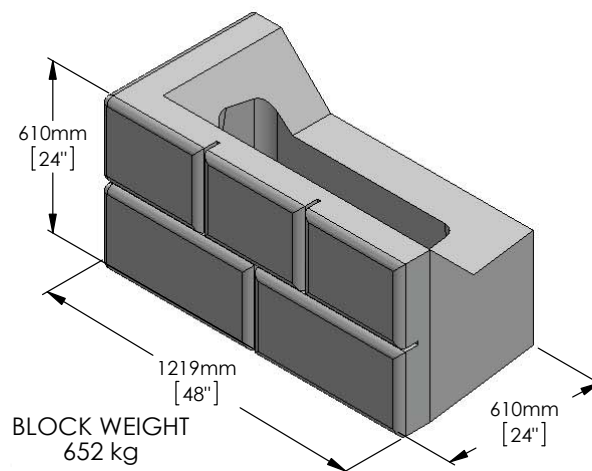
HALF TOP BLOCK



CORNER BLOCK



CORNER TOP BLOCK



DRAWN BY
R FONTANESI

DATE
4/13/2015

16500 SOUTH 500 WEST
BLUFFDALE, UTAH 84065
PHONE: (801) 571-2028

TITLE:

900 BLOCK SERIES

DWG NO.

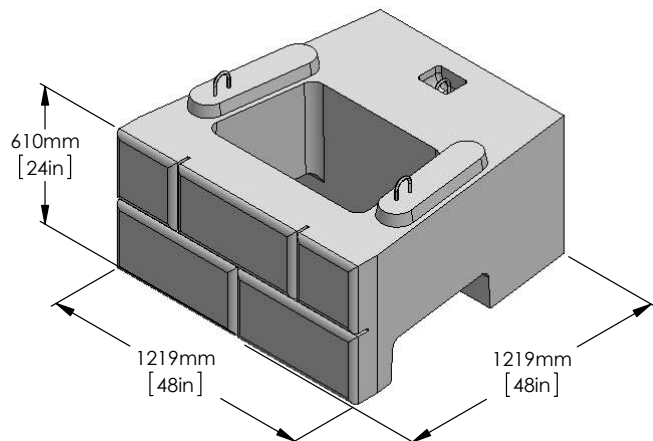
BD-01M

SCALE: 1: 20

SHEET 1 OF 1

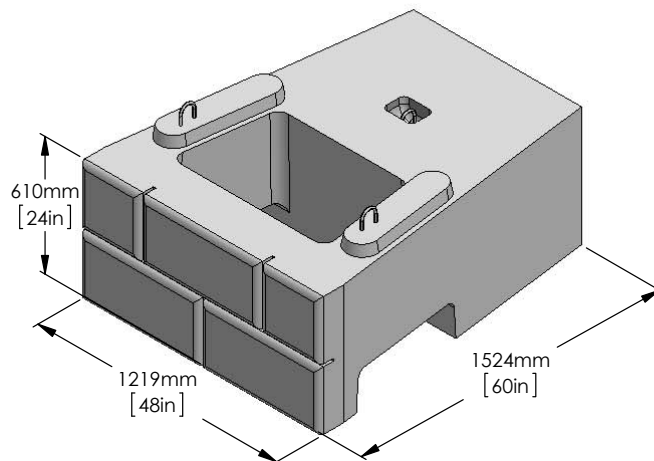
MASS EXTENDER REGULAR BLOCK SERIES

1200 MASS EXTENDER



BLOCK WEIGHT
1213 kg

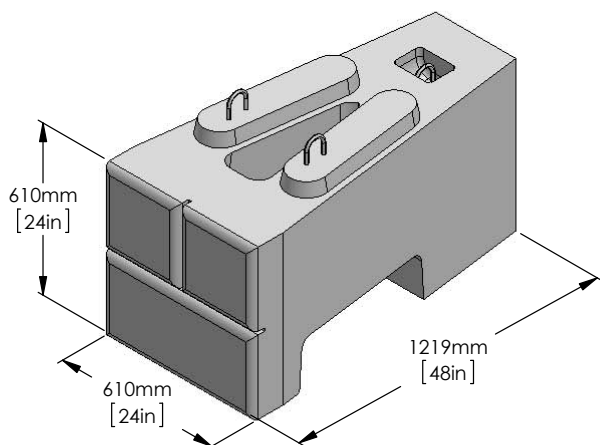
1500 MASS EXTENDER



BLOCK WEIGHT
1592 kg

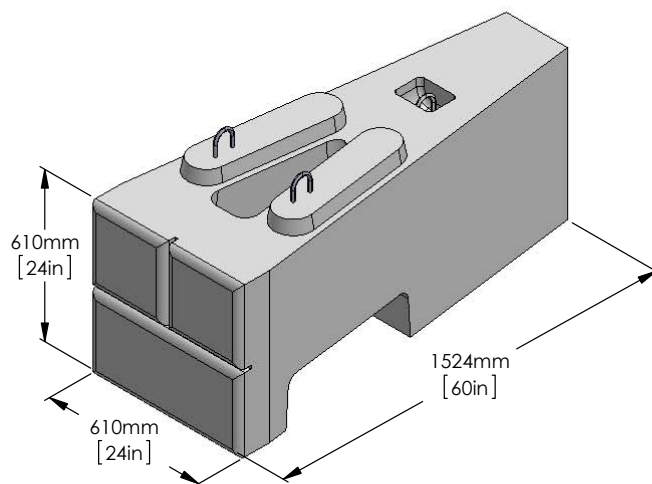
MASS EXTENDER HALF BLOCK SERIES

1200 HALF BLOCK MASS EXTENDER



BLOCK WEIGHT
631 kg

1500 HALF BLOCK MASS EXTENDER



BLOCK WEIGHT
753 kg



| | |
|-------------|----------|
| DRAWN BY | DATE |
| R FONTANESI | 5/1/2015 |

16500 SOUTH 500 WEST
BLUFFDALE, UTAH 84065
PHONE: (801) 571-2028

| |
|----------------------------|
| TITLE: |
| MASS EXTENDER BLOCK SERIES |

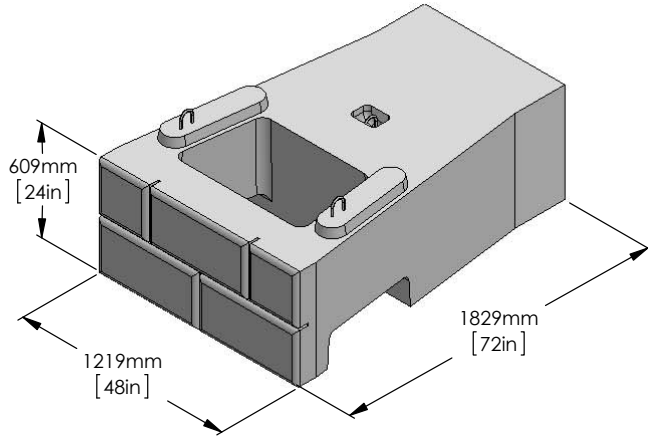
| |
|---------|
| DWG NO. |
| BD-05M |

SCALE: 1: 20

SHEET 1 OF 2

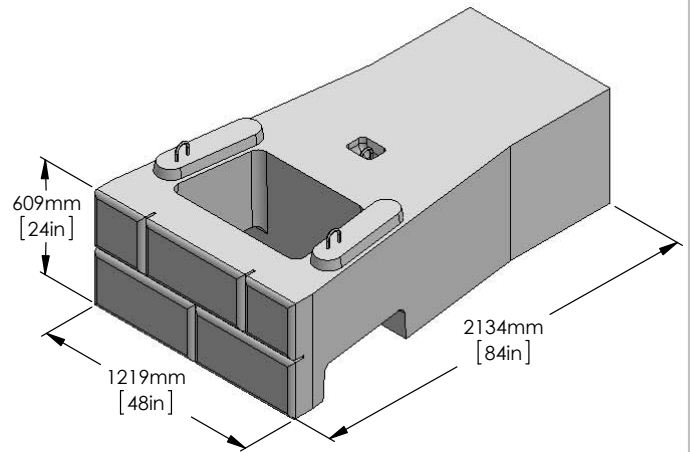
MASS EXTENDER REGULAR BLOCK SERIES CONT.

1800 MASS EXTENDER



BLOCK WEIGHT
1950 kg

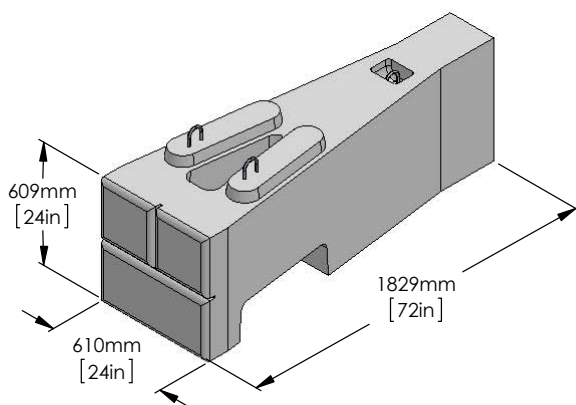
2100 MASS EXTENDER



BLOCK WEIGHT
2310 kg

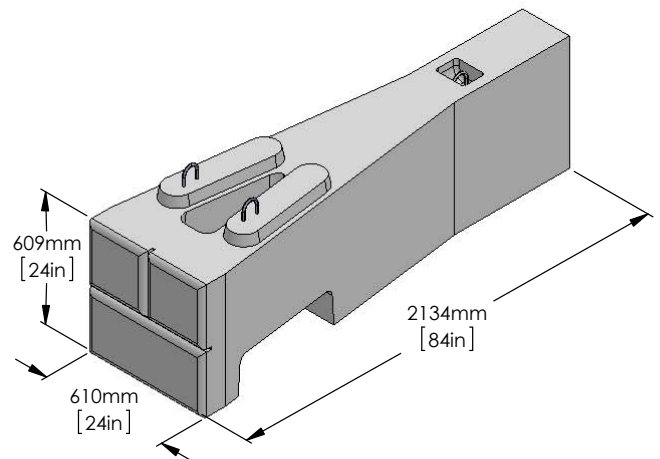
MASS EXTENDER HALF BLOCK SERIES CONT.

1800 HALF BLOCK MASS EXTENDER



BLOCK WEIGHT
865 kg

2100 HALF BLOCK MASS EXTENDER



BLOCK WEIGHT
970 kg



| | |
|----------------|-----------|
| DRAWN BY | DATE |
| RYAN FONTANESI | 5/23/2016 |

16500 SOUTH 500 WEST
BLUFFDALE, UTAH 84065
PHONE: (801) 571-2028

| |
|----------------------------|
| TITLE: |
| MASS EXTENDER BLOCK SERIES |

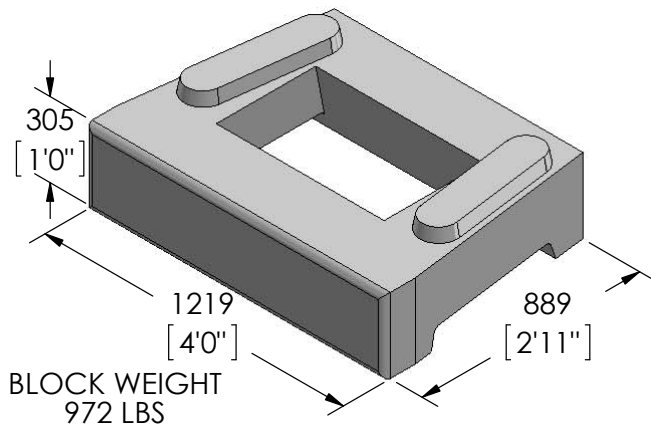
| |
|---------|
| DWG NO. |
| BD-05 |

SCALE: 1: 20

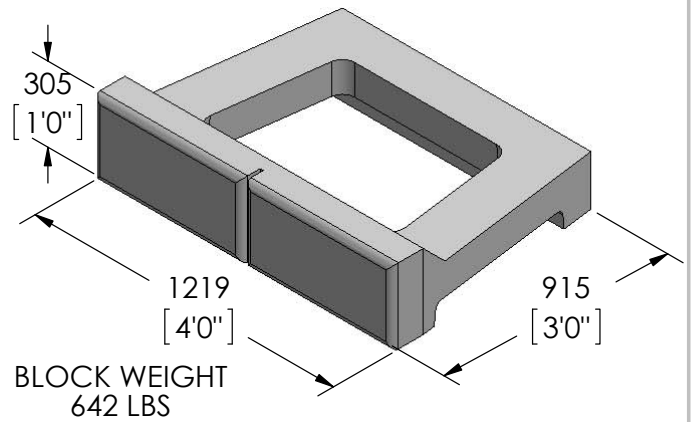
SHEET 2 OF 2

HALF-STEP SERIES

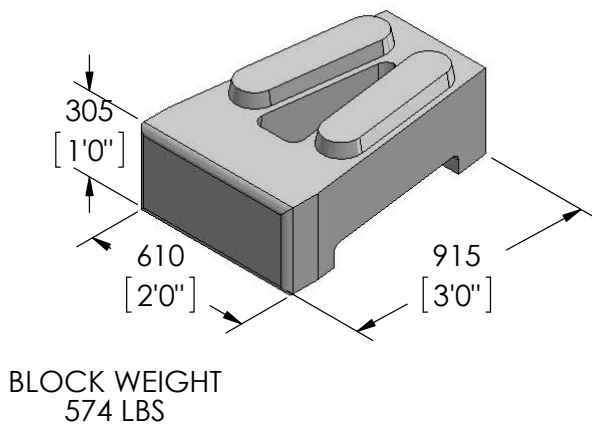
STANDARD HALF-STEP BLOCK



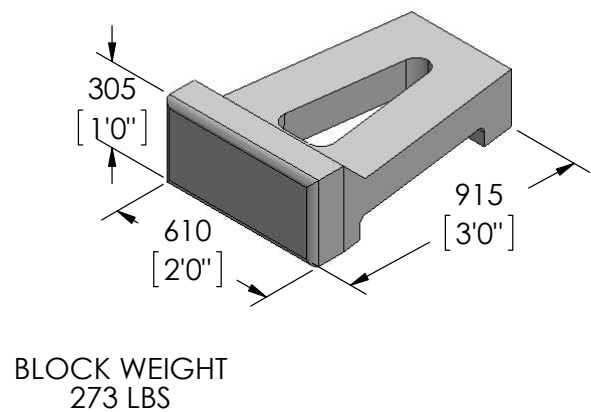
HALF-STEP TOP BLOCK



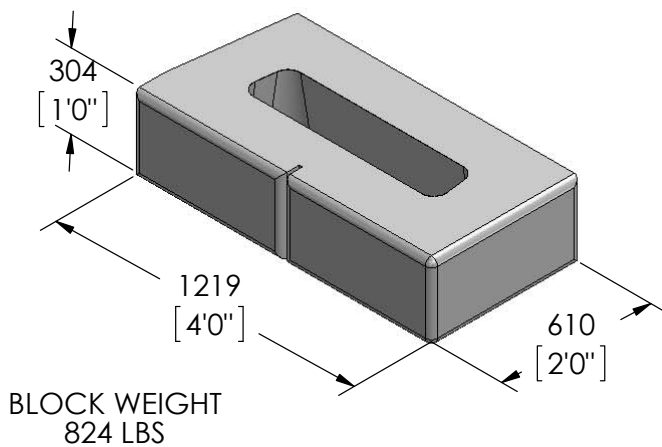
HALF-STEP HALF BLOCK



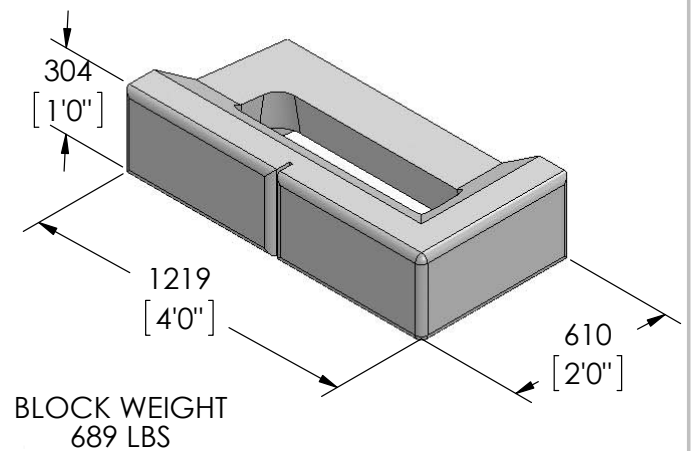
HALF-STEP HALF TOP BLOCK



HALF-STEP CORNER BLOCK



CORNER TOP BLOCK



DRAWN BY
R FONTANESI

DATE
6/16/2015

16500 SOUTH 500 WEST
BLUFFDALE, UTAH 84065
PHONE: (801) 571-2028

TITLE:

HALF-STEP BLOCK SERIES

DWG NO.

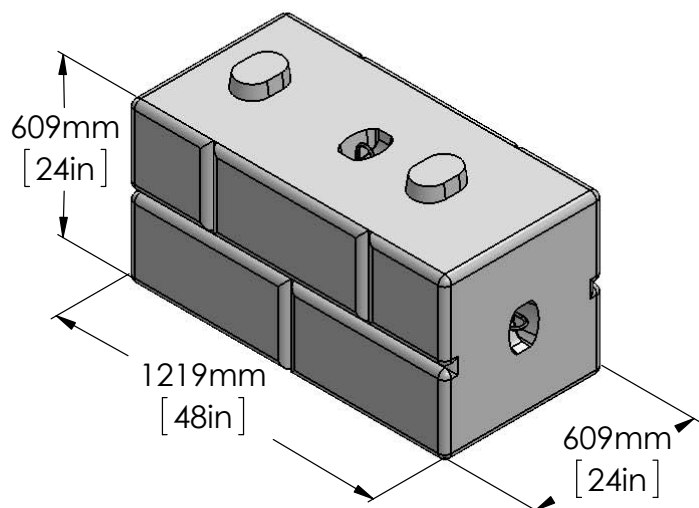
BD-14M

SCALE: N/A

SHEET 1 OF 1

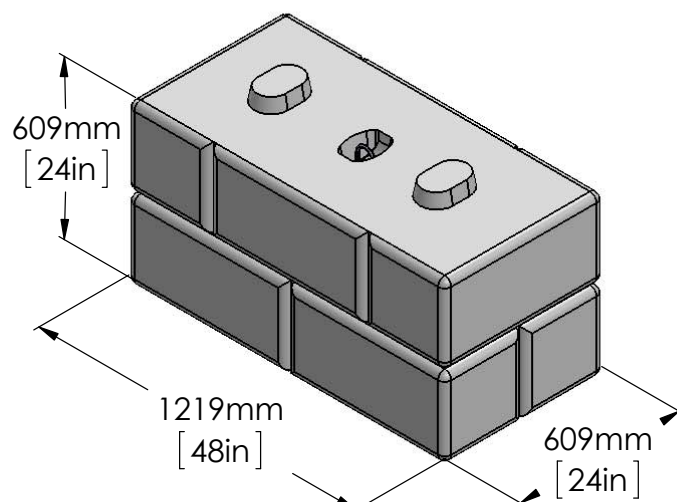
2 & 3 SIDED BLOCK SERIES

2-SIDED BLOCK WITH LUG



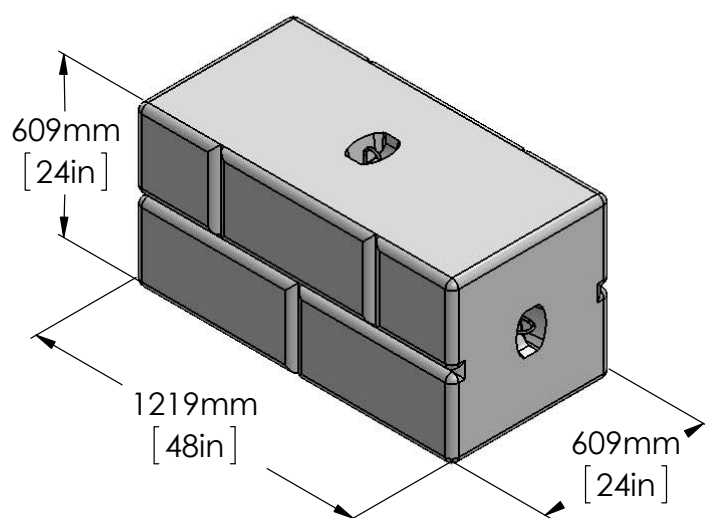
BLOCK WEIGHT
965 kg

3-SIDED BLOCK WITH LUG



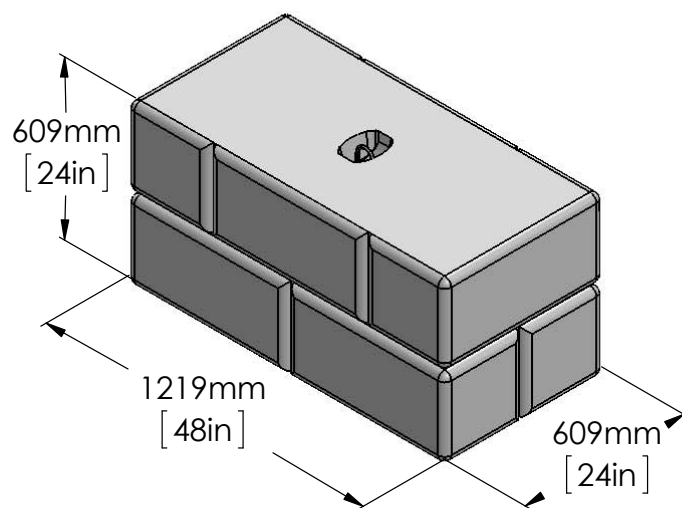
BLOCK WEIGHT
980 kg

2-SIDED BLOCK WITHOUT LUG



BLOCK WEIGHT
960 kg

3-SIDED BLOCK WITHOUT LUG



BLOCK WEIGHT
980 kg



DRAWN BY

R FONTANESI

DATE

3/16/2017

TITLE:

2 & 3 SIDED BLOCKS

16500 SOUTH 500 WEST
BLUFFDALE, UTAH 84065
PHONE: (801) 571-2028

DWG NO.

BD-13

REV.

02

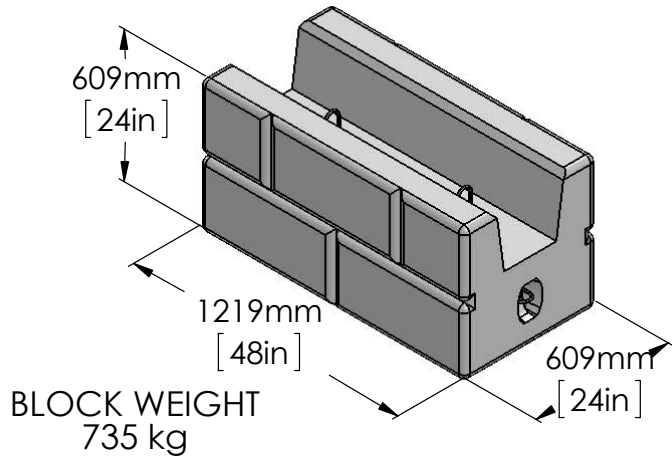
SCALE: NA

WEIGHT: SEE ABOVE

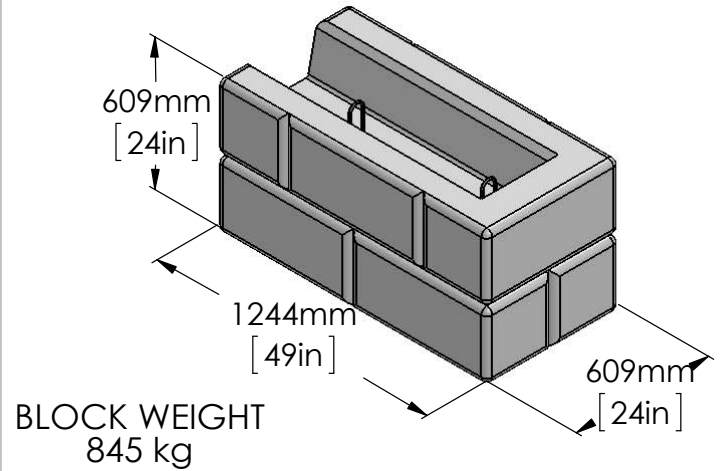
SHEET 1 OF 3

2 & 3 SIDED BLOCK SERIES

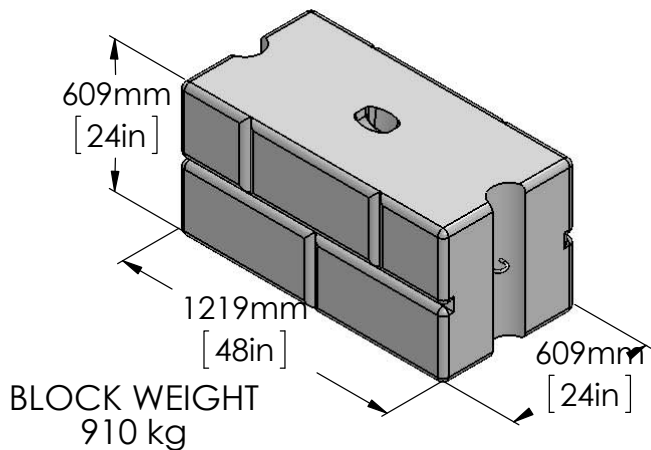
2-SIDED PLANTER BLOCK



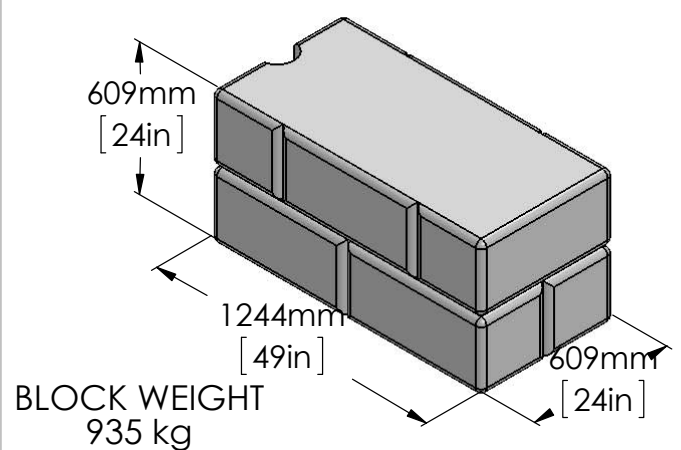
3-SIDED PLANTER BLOCK



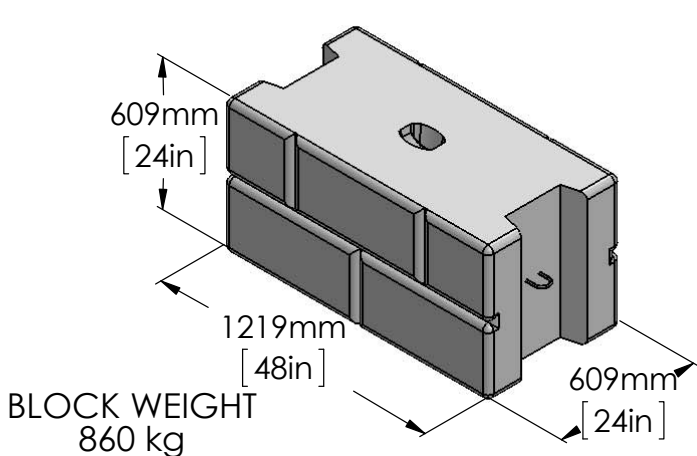
2-SIDED IMPACT PROTECTION BLOCK



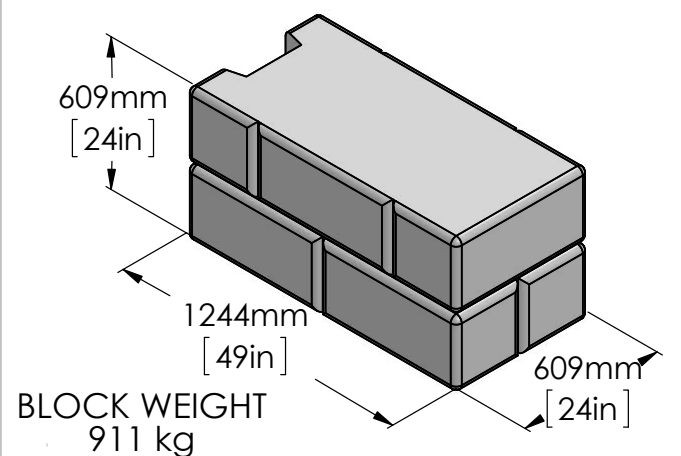
3-SIDED IMPACT PROTECTION BLOCK



2-SIDED VARIABLE CURVE BLOCK



3-SIDED VARIABLE CURVE BLOCK

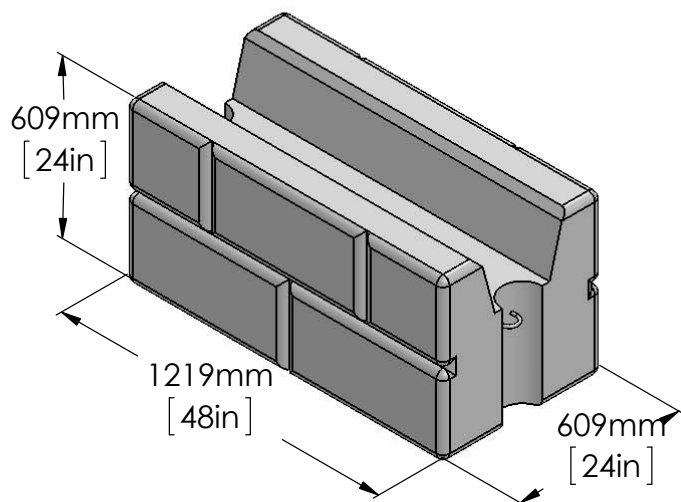


| | |
|--|-----------|
| DRAWN BY | DATE |
| R FONTANESI | 3/16/2017 |
| 16500 SOUTH 500 WEST BLUFFDALE, UTAH 84065 PHONE: (801) 571-2028 | |

| | |
|------------------------------|-----------------------------------|
| TITLE: 2 & 3 SIDED BLOCKS | |
| DWG NO. BD-13 | REV. 02 |
| SCALE: NA | WEIGHT: SEE ABOVE SHEET 2 OF 3 |

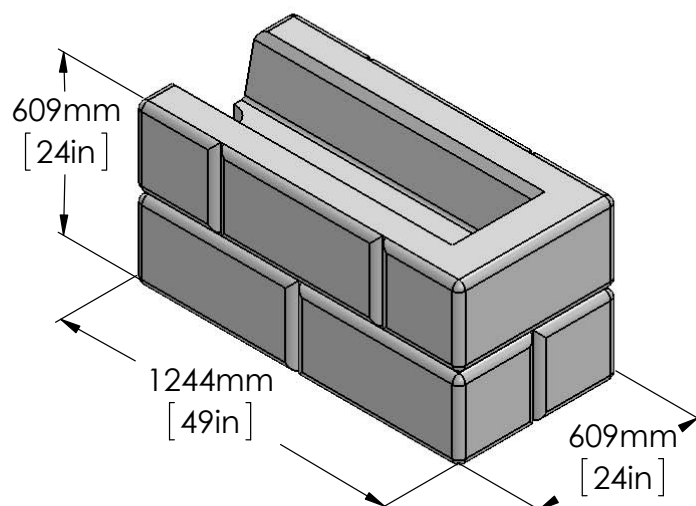
2 & 3 SIDED BLOCK SERIES

2 SIDED IMPACT PROTECTION/PLANTER BLOCK



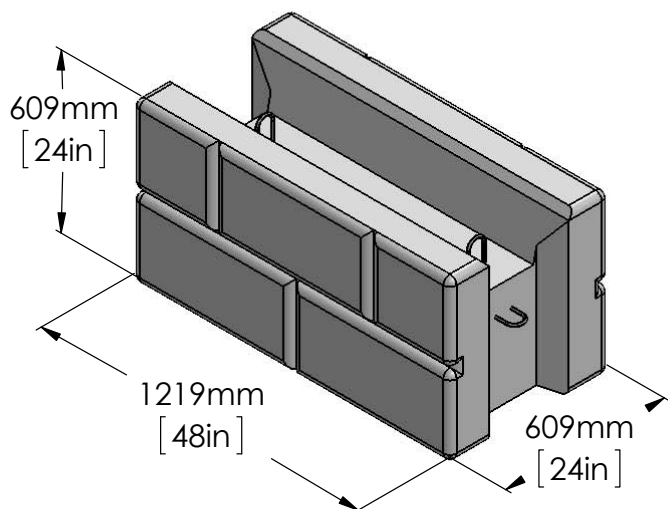
BLOCK WEIGHT
770 kg

2 SIDED IMPACT PROTECTION/PLANTER BLOCK



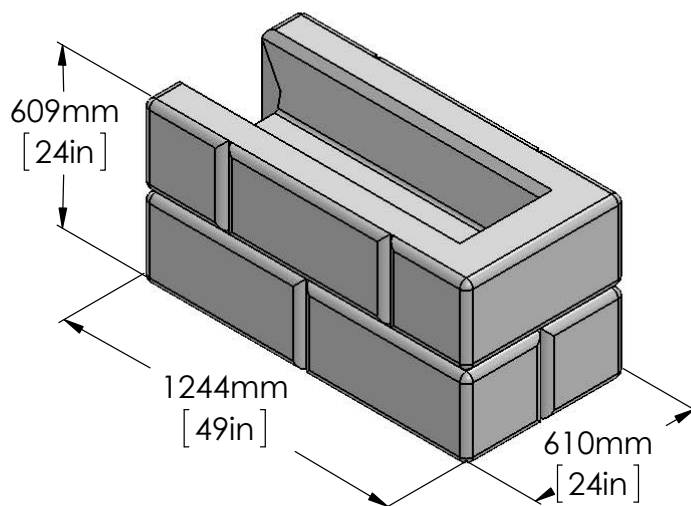
BLOCK WEIGHT
840 kg

2 SIDED VARIABLE CURVE/PLANTER BLOCK



BLOCK WEIGHT
730 kg

3 SIDED VARIABLE CURVE/PLANTER BLOCK



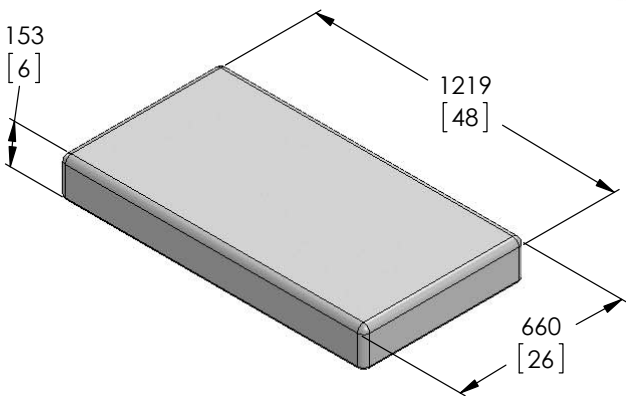
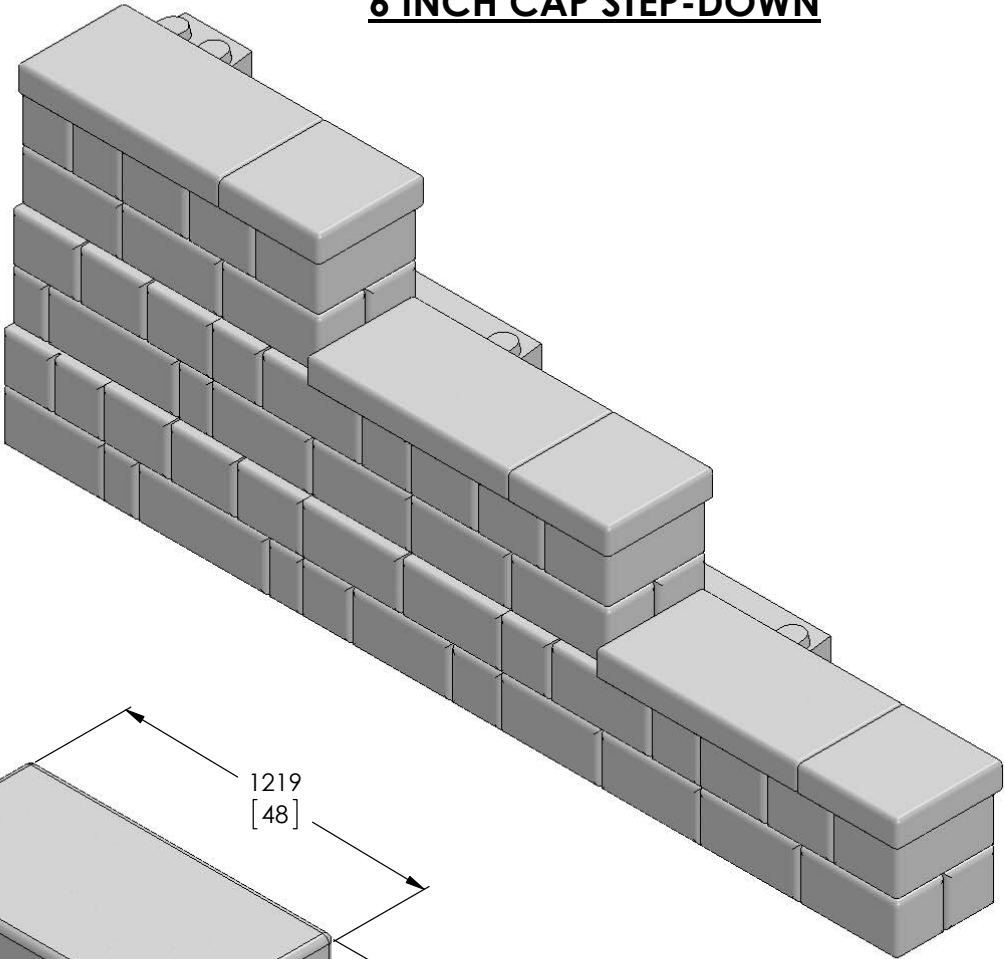
BLOCK WEIGHT
820 kg



| | |
|--|-----------|
| DRAWN BY | DATE |
| R FONTANESI | 3/16/2017 |
| 16500 SOUTH 500 WEST BLUFFDALE, UTAH 84065 PHONE: (801) 571-2028 | |

| | |
|------------------------------|-----------------------------------|
| TITLE: 2 & 3 SIDED BLOCKS | |
| DWG NO. BD-13 | REV. 02 |
| SCALE: NA | WEIGHT: SEE ABOVE SHEET 3 OF 3 |

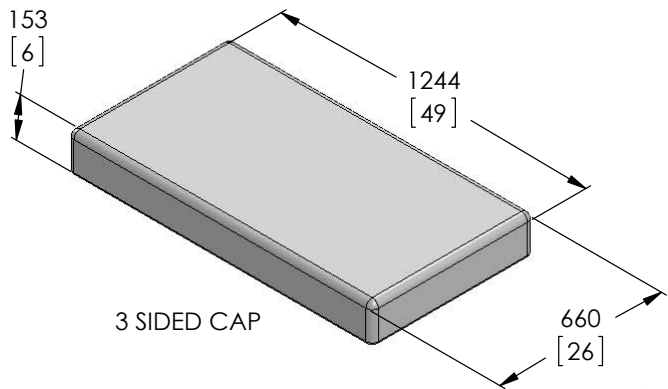
6 INCH CAP STEP-DOWN



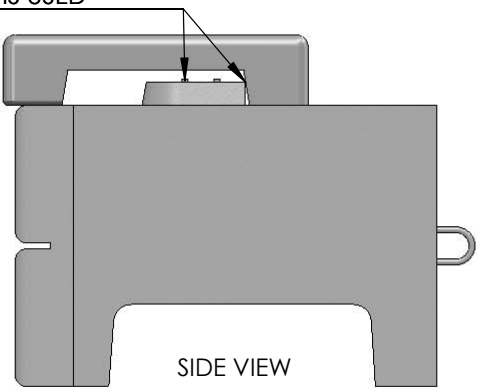
2 SIDED CAP

CAP BLOCK WEIGHT = 216 kgs

CONFLICTING AREA WILL REQUIRE THE USE OF
A 13" NUB BLOCKOUT OR SAW CUT AND REMOVAL
OF PICK POINT WHEN CAP IS USED



3 SIDED CAP



SIDE VIEW



| | | |
|--|-----------|--------------|
| DRAWN BY | DATE | TITLE: |
| R FONTANESI | 7/10/2015 | 6" TOP CAPS |
| 16500 SOUTH 500 WEST BLUFFDALE, UTAH 84065 PHONE: (801) 571-2028 | | DWG NO. |
| | | CB-01M |
| SCALE: 1: 4 | | SHEET 1 OF 1 |