

# **FIBRE & TELECOM TEST EQUIPMENT**

**TEST TELEPHONES**

**CABLE TRACING**

**MULTIMETERS**

**CABLE FAULT LOCATING**

**TDR'S**

**TEST ADAPTERS**

**TEST CORDS**

**INSULATION & CONTINUITY**

**STRUCTURED WIRING**

# Test Equipment

## TESTER 132J

Comprises Tone Detector 600J (Amplifier 109J) and Tone Generator 600J (Oscillator 87J)



**TE7010 Amplifier 109J**  
**TE7082 Oscillator 87J**

## TEST TELEPHONE DSTS2

A basic dual standard butt test telephone  
**TE7147**



## TEST TELEPHONE DSTS5

A dual standard linesman's test telephone sometimes referred to as a 'tapper'  
**TE7148**

## HEADSET 7A

Headset complete with mouthpiece. Used with Test Telephones 286A/DSTS5  
**TE7065**



## TESTER SA9083

A digital multimeter designed specifically for the testing of subscriber lines. It also tests for battery and earth faults and has a unique ballistic test for testing from the exchange to the customers equipment termination. Supplied complete with a robust carrying case and set of test leads and probes.

**TE7128**



## SIGNAL CLAMP

This signal clamp allows the transmitter signal to be applied safely to a cable, without any electrical contact  
**TE7089**



## LEAK DETECTOR

Used for the maintenance of pressurised telephone cables  
Items to be ordered separately: 230 bar hydrogen regulator and 10 metre hose.

- TE7066 Leak Detector 8012**
- TE7134 Wheel Unit M12 (optional)**
- TE7064 Ground Probe 8212**
- TE7041 Duct Probe 8712 (leaks in ducted telephone cables)**
- TE7099 Aerial Cable Probe 8312 (surveying of aerial cables)**
- TE7093 Surface Probe 8612 (leaks in water pipes etc)**



## MANOMETER 1C

Ideal for making accurate pressure readings of air filled telephone cables. Based on a piezo-resistive sensor complete with its own laser trimmed temperature compensation, this manometer provides excellence in pressure monitoring

Supplied complete with a neckstrap and pouch which houses a quick connect chuck and 1.5 metres of PVC connecting tube.

**TE7067**

## CAT

An accurate measuring tool for the fast and effective detection of buried hazards, in underground cables and pipes.

Robust LCD displays a signal strength when used in conjunction with the Genny

## GENNY

A signal transmitter applies a unique signal to the pipe or cable allowing the CAT to give a depth indication and detect any blockages along the route.

**TE7016 Cat**  
**TE7063 Genny**



## OHMMETER 18C

Multi functional cable fault locator typical test functions include loop, earth, contact and disconnection testing.

**TE7081**



## SONDE MIGHTYMOUSE

A signal transmitter, normally inserted into an underground duct, by means of Rods Duct

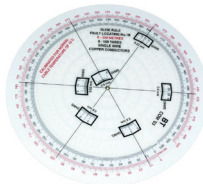
**EU2331**



## SLIDE RULE FAULT LOCATING 1B & 3B

Calculates single wire resistance on copper cables (1B) and aluminium cables (3B).

**TE7090 Slide Rule 1B**  
**TE7091 Slide Rule 3B**



## MIGHTYMOUSE ADAPTOR

Used to adapt the Mightymouse securely to Rods Duct

**EU2332 Adaptor Rod Duct 1 & 2**  
**TE7002 Adaptor Rod Duct 5**  
**EU2333 Adaptor Rod Duct 1 & 2 Spring Assisted**

## TX 2002

Cable Fault Locator, with the following spec:

- Lowest cost full spec professional graphical TDR
- Rugged clam top design 350g
- 5 measurement ranges up to 3500m
- 50, 75 & 100 ohm selectable cable impedance
- Built in tone generator for pair tracing
- Suitable for testing all comms cables
- Water & dust proof to IP54
- Complete with tool belt holster and test leads


**TE7129**



## ADAPTOR TEST 3A

Standard line jack test adaptor

**TE7005**



## ADAPTOR TEST 15A

A test cord for 'Bix' connectors with 4mm terminals

**TE7003**



## ADAPTOR TEST 3B

Test Adaptor used with Digital test telephones, supplied complete with standard telephone plug

**TE7006**



## ADAPTOR TEST 17A

This cord is used on 3m modules supplied with ring terminals

**TE7004**



## ADAPTOR TEST 48A

Test Adaptor for use on old types of Block Terminals

**TE7007**



# Test Equipment

## ADAPTOR TEST 51A

Test Adaptor for use on Block Terminals 18/19

**TE7008**



## CORD CONNECTING 6/10D

A 6 way 200mm cord complete with a 631A jack and a 4 pole test plug 440A. Earth wire is terminated with a crocodile clip.

**TE7020**



## CORD CONNECTING 6/10F

A 200mm cord terminated with a 631A jack and test plug for use on low profile strips connection

**TE7022**

## CORD SET SA9083

Cord Test set for use with Tester SA9083, complete set comprises:

- Test 1/1500A red x 1
- Test 1/1500A black x 1
- Test 1/1500A green x 1
- Clip Test 38A x 3
- Spike Test 10A green x 2

**TE7031**

## CORD D94470

A 2 pole test lead for use on connection and disconnection modules. (2 plugs)

**TE7025**

## CORD D94473

4 pole version of Cord Set D94470 for use on switching and disconnection modules. (2 plugs)

**TE7027**

## CORD POUYET (2)

A two pole test cord for use on Pouyet connection strips.

**TE7029**

## CORD 6/10B (244A)

A six way test cord. It is 200mm in length complete with a jack suitable for the insertion of a Plug 631A at one end and a test Plug 244A

**TE7019**

## CORD CONNECTING 6/10E

A 200mm cord complete with a jack for plug 631A, terminated with 3 crocodile clips

**TE7021**



## CORD 6/10K

A 200mm cord complete with a jack for plug 631A on one end and a test plug for use on low profile Strips Connection 241B

**TE7023**

## CORD D94469

A 1.5mm test cord terminated with a 2 pole test plug and 2 flying leads

**TE7024**

## CORD D94471

A 4 pole version of Cord D94469 for use on switching and disconnection modules.

**TE7026**

## CORD D95737

A 1.5m test cord terminated with a low profile test plug and 2 flying leads

**TE7028**

## CORD POUYET (4)

A four pole test cord for use on Pouyet connection strips

**TE7030**



## CORD CONNECTING 4/8C

Complete with a Plug 510A and 2 Plugs 316. Used to test line and exchange equipment on Jacks Test 44-49  
**TE7018**

### **TE7016 525-30 PCX**

### **TE7017 525-60 PCX**

### **TE7018 525-60-APC**

### **TE7133 525-60 RLAPC**

- Automated bi-directional testing
- Optical return loss measurements
- Dual wavelength insertion loss measurements
- Multi-mode and Single-mode models feature user settable PASS/FAIL thresholds
- Communications between units via messaging
- Wide dynamic range optical power meter
- Test record storage and data management software
- Rugged outside plant instrument package
- Universal connector interface



## CLIP TEST 38A

A general purpose crocodile clip.  
**TE7017**

### **TE7132 560XL FIBRE OPTIC POWER METER**

- Easy to use - three buttons control all functions
- Loss measurements in (dB); power measurements in (dBm)
- 0.01dB measurement resolution
- Multi-wavelength storage - store and recall reference power levels for faster, more efficient measurements
- Snap On connector interface adapts to FC, SC and ST connectors
- Long battery life
- User selectable auto shut-off
- Rugged and splash-proof
- Economically priced



### **TE7122 570XL 850/1300NM LED SOURCE**

- 850/1300nm wavelengths
- Stable calibrated output
- Easy to use
- Continuous wave and modulated output
- Fixed connector interface FC, SC or ST
- Long battery life - approx. 80 hours
- User selectable auto shut-off
- Rugged and splash-proof
- Economically priced



### **TE7123 580XL 1310/1550NM LASER SOURCE**

- 1310/1550nm wavelengths
- Stable calibrated output
- Easy to use
- Continuous wave and modulated output
- Fixed connect interface FC, SC or ST
- Long battery life - approx. 80 hours
- User selectable auto shut-off
- Rugged and splash-proof
- Economically priced



# Test Equipment

## 170XL VISUAL FAULT FINDER

- Continuous wave output mode for steady fault location
- Find breaks to 3km
- Blinking output mode increases viewing contrast
- Easy-to-use quick interface fits all 2.5mm connector interfaces (FC, SC, ST)
- 1.0mW output power
- Ergonomic rotary switch permits easy one-handed operation
- Rugged, compact and splash-proof aluminum design
- Two AA batteries provide 48 hours continuous operation
- Nylon belt holster included

**TE7014**



## 5670XL MULTIMODE FIBRE OPTIC TEST SET

- Insertion loss test set for multimode fiber
- 850/1300nm loss measurements
- Connector for FC, SC or ST
- Rugged package design
- Easy-to-use portable package
- Economically priced

**TE7120**



## 5680XL SINGLEMODE FIBRE OPTIC TEST SET

- Insertion loss test set for singlemode fiber
- 1310/1550nm loss measurements
- Connector for FC, SC or ST
- Rugged package design
- Easy-to-use portable package
- Economically priced

**TE7121**



## 5890XL MULTIMODE AND SINGLEMODE FIBRE OPTIC TEST SET

- Insertion loss test set for multimode and singlemode fibre
- 850/1300nm Loss measurements
- 1310/1550nm Loss measurements
- Connector for FC, SC or ST
- Rugged package design
- Easy-to-use portable package
- Economically priced

**TE7124**



## Fibre Optic

Our fibre products range from:

- Optical Fibre Monitors (OFM), used by the Aerospace industry & also for Research & Development
- Component Test Set (CTS), used by patch cord manufacturers to evaluate Insertion & Return Loss
- Smart Optical Loss Test Sets, One button Automated test
- Hand held - Light source, Power meters, Attenuators, Visible light sources & hand tools

### TE7015 262A HAND HELD LASER LIGHT SOURCE

- 1310nm and 1550nm wavelengths
- Fabry-Perot laser diodes
- Single output interface simplifies dual wavelength measurements
- Stable calibrated output
- Easy to use-three buttons control all essential functions
- Continuous wave and modulated output modes
- Precision Universal Connector Interface (UCI) adapts to all industry standard fiber optic connectors
- Long battery life-more than 50 hours of continuous operation
- AC power converter and adapter available for prolonged or benchtop use



### TE7019 555B HAND HELD OPTICAL POWER METER

- 850nm, 1300nm, 1310nm, and 1550nm N.I.S.T. traceable calibration wavelengths
- +3 to -60dBm measurement range
- Easy to use-three buttons control all functions
- 0.01dB measurement resolution
- Relative logarithmic dB and absolute logarithmic dBm units
- Multi-wavelength reference storage-stores and recalls reference power levels for more efficient measurements
- Snap-On Connector (SOC) interface adapts to all standard fiber connectors and other less common types
- Long battery life-more than 100 hours of continuous operation
- AC power converter and adapter available for prolonged or benchtop use
- Rugged and Splashproof



### TE7127 OPTICAL LOSS TEST SET

- Optical power meter with 1mm Indium Gallium Arsenide (InGaAs) photodetector
- Large, backlit 2.5 x 2 inch LCD display
- Protective rubber boot shields the optical ports from damage
- Powered by a rechargeable nickel-metal hydride (NiMH) battery pack, four alkaline batteries, or AC adapter
- Data storage for 1,000 measurements
- RS232 interface for instrument configuration and data transfer to a PC-compatible workstation or serial printer
- fiberWORKS® Connect application enables remote testing using the 523B-13/15 and data uploads or downloads
- Pass/Fail testing with audible signal
- Manual or timer-driven data logging for periods from one second to one hour



### TE7130 VISIBLE/INVISIBLE LIGHT DETECTOR

- Detects visible and invisible light wavelengths (630nm to 1600nm)
- Saves time and eliminates guesswork
- Simple, durable, and easy to use
- Works with bare and connectorized fibers
- Wide sensitivity range: from -55dBm to +25dBm
- Presence of light indicated by an audible signal and an illuminated front panel LED
- Long battery life-up to one year of normal use



### TE7131 VISUAL LIGHT SOURCE

- High output 1.0mW (0dBm) 635nm red laser
- Up to 3km range
- Continuous wave output mode for steady fault illumination
- Blinking output mode increases viewing contrast
- Easy to use "Quick Connect" interface fits all 2.5mm fiber optic connectors
- Two AA-size alkaline batteries provide 48 hours of continuous operation
- Snap-On Connector (SOC) adapters available for secure coupling to FC, ST, SC, and DIN interfaces
- Optional beam collimator eliminates need for connections - ideal for multi-pin receptacles



### TE7126 SMART OPTICAL LOSS TEST SET

- Automated bi-directional testing
- Optical return loss measurements
- Dual wavelength insertion loss measurements
- Multi-mode and Single-mode models feature user settable PASS/FAIL thresholds
- Communications between units via messaging
- Wide dynamic range optical power meter
- Test record storage and data management software
- Rugged outside plant instrument package



# Test Equipment

## Tone & Probe

Tempo offers a wide variety of tone and probe kits for all industry applications including: Telecom, CATV, Irrigation, Security & Alarm & Datacom.

### Tempo's 701K Classic tone & probe kit sets the benchmark for all our tones & probes including:

- Identify wires in multi pair cable
- Polarity indication of telephone lines
- Continuity test
- Trace wires behind walls
- Dual line modular plug (Polarity indication L1 & L2)
- Provide Talk Battery
- Dual cadence
- Indicate line condition (Detect ringing voltage on live line)

	APPLICATION	701K	711K	801K	AT8LK	402K	620K	24AK
General Use	Wire Pair Identification & Service checking							
	Pair Tracing & ID in large cables with multiple workers							
	Pair Tracing & ID on presence of Power Lines							
Datacom	Pair Tracing & ID on Cat 7 Dat cabling							
	Pair Tracing, ID & data hub port ID on Cat 5 data cable							
CATV/Cable	Coaxial cable tracing & ID							
Alarm	Pair Tracing, ID & Alarm wiring testing							
Irrigation	Wire tracing, ID & Irrigation controller testing							

### TE7011 701K CLASSIC TONE & PROBE KIT

- Recessed tabs for headset/Buttset connection
- Output power from -3dBm to +7dBm



### TE7012 711K PROFESSIONAL TONE & PROBE KIT

- Triple cadence (tone 3 separate lines in same cable)
- Option for headset/Buttset connection
- Variable output power from: High + 8dBm, Low + 1dBm



### TE7015 PREMIUM TONE & PROBE KIT

- Dual cadence (tone 2 separate lines in same cable)
- Indicate line condition (Detect ringing voltage on live line)
- Recessed tabs for headset/Buttset connection
- 50/60Hz mains hum filter



### TE7014 NAUTILUS TG600 TP500

- Transformer / Capacitor coupled output



### TE7013 DATAMATE PE830

- Identify wires in multi pair cable without disrupting ADSL service



### TE7125 AT8L LANTONER 2

- Digital interaction with LAN hubs and switches
- Splitable tone connections for tracking LAN cable
- LAN Hub tracking with activity light blinking
- LAN Hub detection
- Telephone service indicator
- Powered Ethernet check
- Series-connectable breakout adapter





## Test Telephone

Data Safe Monitor - Digital traffic is protected when the Butt Set is on-hook

DSP - Digital Services Protection - Tempo Test Telephones are designed to operate safely in situations where telephone wiring may be carrying:

- Digital traffic
  - Voltage feed to remote electronics
  - Hazardous voltages that result from fault conditions or misuse of the cable.
- When set to OFF mode, on connection to a circuit, the test set sounds an alarm to alert the user to the presence of voltages above 75V DC (nominal). These voltages are normally present on circuits carrying digital services.
  - If the circuit is active, the user can select **MONITOR** mode and listen to the sound to determine if the circuit is carrying digital services without disrupting the traffic.
  - Selecting **TALK** mode will stop the alarm signal and loop the line without damage to the test set. If the alarm signal persists, it indicates that the voltage on the line is above 120V (nominal). In this case the line is not looped avoiding damage to the test set as well as alerting the user to the presence of hazardous voltages.
  - DigAlert™ Data Lock-out - For complete protection of data a lockout of the hook switch on detection of digital traffic, not merely high voltage, is required. Tempo combines such a lockout with DSPTM to provide the ultimate in protection, namely protection of both the Butt Set and any digital data. This is known as **DigAlert™**.
  - ADSL Compatible - Derive dial tone on ADSL circuits. Speak across ADSL configured circuits without disrupting the customers Data circuit.

### TE7098 ALERT 340

- Data Safe in Monitor mode
- Input circuitry protected against high voltages
- Digital Services Protection (DSP)
- Adjustable Ring-tones
- Waterproof
- Loud Speaker Listening
- ADSL Compatible



### TE7100 DIGALERT 350

- Data Safe in Monitor mode
- Input circuitry protected against high voltages
- Adjustable Ring-tones
- Waterproof
- Loud Speaker Listening
- DigAlert™ Data Lock-out
- ADSL Compatible



### TE7101 DIGALERT 361

- Data Safe in Monitor mode
- Input circuitry protected against high voltages
- Adjustable Ring-tones
- Waterproof
- Loud Speaker Listening
- Two Way Hands Free
- DigAlert™ Data Lock-out
- ADSL Compatible



### TE7012 PE830

- Data Safe Monitor
- Handset or Headset facility
- PE 830 to PE830 Intercom
- Caller ID with Name display
- Call Waiting Caller ID
- Missed Call Indication
- Tone and Pulse Dialling
- Line V and I Display
- Multi Memory Redial



### TE7099 COMPACT

- Data Safe Monitor
- Hands free capability
- Tone and Pulse Dialling
- Polarity
- 32 Digit Last Number Redial
- Volume control Mute



# Test Equipment

## SIDEKICK

- All Tempo Sidekicks come with our patented Stress Test.
- Quickly evaluate the quality of cable pairs for suitability to carry services.
- Longitudinal Balance testing comes standard with all Tempo Sidekicks.
- Designed to overcome the problem of repeat visits, (first priority of all engineers throughout the world is to bring a customer back into service as soon as possible. This is achieved by identifying the faulty wire/s between either:
  - MDF – PCP (also known as E-side network) • PCP – Customer premise (also known as D - side network)
  - Identifying a 'good' non-working or spare pair & diverting the service onto this new pair.
- Unfortunately, pairs laying vacant/idle/spare underground are susceptible to a build up of oxidation where the wires are twisted together, sometimes referred to as verdigris.

This can present:

- Very high resistance to signals travelling along the wires
- Pass current well in one direction but high resistance in the other giving a Low Loop reading in one direction
- Create noise on the line

In the past engineers have temporarily cleared these faults (often referred to as HR (high resistance) faults) by performing Insulation Resistance tests at 500 volts. With a high enough voltage most things can be made to pass electrical current. This high voltage can make the spare pair being tested, appear good. The engineer then swaps out the old faulty pair for what appears to be a good spare. Of course, the new spare pair which was swapped out for the old faulty pair still has this layer of verdigris between the twist of the wires, which usually results in the same fault report a few days later, the only way to remove this oxidation is to cut out & remake the joint/splice. Sidekick's Stress test can detect these resistive unbalances, ensuring that these faulty spare pairs are never brought into service. In field trials around the world repeat visits have been greatly reduced saving time & money.

### TE7085 SIDEKICK 7BEU

- Determines the stressed noise susceptibility of dry and working pairs
- Measures resistance, AC/DC volts, and capacitive kick
- Provides tone for twisted pair or crossed conductor identification
- Single setup for testing A-B, A-Earth, and B-Earth
- Minimal drying effect in all ranges
- Field replaceable leads
- Alternate test lead connectors available
- Softcase with adjustable strand hook
- Low Battery indicator light



### TE7088 SIDEKICK T&N

- Improves customer satisfaction
- Reduces repeat service calls
- Eliminates service interruptions
- Works on any twisted pair application
- Increases technician productivity
- Provides quick return on investment
- Reduces the need for multiple test sets



### TE7086 SIDEKICK T&ND

- Easy-to-read digital LCD display
- Internal Dialer for making Transmission Test connections
- Autotest – performs 22 individual tests at the touch of a button
- Determines the stressed noise susceptibility of dry and working pairs
- Measures AC/DC Volts, Leakage, resistance, and loop current
- Performs circuit loss, circuit noise (metallic noise), and power influence tests
- Built-in Open meter • Locates up to 4 load coils
- Single set up for A Wire-B Wire, A-Eth, and B-Eth tests
- Field replaceable test leads
- On-screen display of "LOW BATTERY" when batteries are near failure



### TE7087 SIDEKICK VOC

- Identifies defective Inside Wire and jacks
- Measures resistance, AC/DC volts, quasi square wave, and pair balance
- Single set-up for testing A-B, A-Eth, and B-Eth with Eth connection
- Provides tone for twisted pair or crossed conductor identification
- Identifies shorts, opens, crosses and grounds
- Field replaceable leads
- Softcase with adjustable hook
- Low Battery indicator light



## TIME DOMAIN REFLECTOMETER (TDR)

Tempo's copper TDR range can be divided into:

- Twisted pair cable - TS 90 & TS 100
- Coaxial cable - TV 90 & TV 220

TS 90 is a low cost, fully functional TDR able to detect all impedance mismatches that occur on twisted pair cables. All TDRs in the TS range have the following functions:

- Two Pair Test Capability
- One-Step Setup
- Automatic Instrument Control Mode
- 15 km Fault Location Capability
- Splash and Drip Proof
- Single-Button Zoom Function
- Pair Comparison Mode
- Splits/Crosstalk Mode• Intermittent Fault Location
- Measures Distance to Fault in Feet, Metres or Time
- Configurable for Any Cable Type and Vp (0.300 to 1.000)
- Accurate ( $\pm 1m$  at 3km.)
- On-line Tutorials
- Large Backlit Display

### TE7095 TS90

- Battery operated (6 AA Alkaline cells)
- Rechargeable battery option
- AC mains adaptor option



### TE7094 TS100

- Twisted Pair and Coax Testing
- Automatic/Manual operation
- Rugged – Survives 2 m Drop
- Powered from AC Mains or Battery
- Short Pulse Width Option
- Internal Storage for 20 Waveforms and Notes
- Accurate ( $\pm 1m$  at 3km.)
- On-line Tutorials
- Large Backlit Display
- Serial Printer Output for Stored or Displayed Waveforms



### TE7095 TV90

- Easy to Use – Anyone Can Use It
- One Button Expand/Full-View Function
- Dedicated 75  $\Omega$  F Connector
- Intermittent Fault Location
- Context-Sensitive Help (Help Screens Available for All Functions)
- Small, Portable, Lightweight Package (2.2 pounds)
- Accurate ( $\pm 2$  ft. up to 200 feet, 1% beyond)
- 12km Fault-Location Capability
- Internal Cable Types for Fast, Accurate Testing
- Rechargeable battery pack



### TE7096 TV220

- The TDR for Digital Broadband Coax
- TestWizard™ Testing – One-Button Testing
- Automatic Return Loss Measurements
- Automatic Multiple Event Marking
- High-Resolution, Short Pulse Width (1 ns)
- Rugged Enough to Withstand a 2 Meter Drop
- Large, Backlit, High-Resolution Display (640 X 440)
- Internal Memory for 20 Waveforms and Notes
- Serial Printer Output for Stored or Displayed Waveforms



# Test Equipment

## FITEL HANDHELD FUSION SPLICER S121A

Ideal for LAN and emergency repair applications, the FITEL S121A is a highly functional handheld fusion splicer, its compact size and intuitive design simplifying the splicing operation and reducing repair time. A fibre handling system holds the fibre in a clamp for stripping, which is then loaded into the cleaver. Once cleaved the fibre is loaded directly into the splicer with the fibre ends in the correct position, thus eliminating the need for manual alignment. The S121A splicer includes: mains unit, carry case, strap, 250µm & 900µm fibre holders, AC adaptor, AC plug, battery charger, battery, spare electrodes, electrode sharpener and heat shrink oven.

**Note: specifically requires Fitel S323B cleaver**


- TE7054** Handheld fusion splicer S121A
- TE7056** Cleaver recommended for the S121A Splicer
- TE7055** Additional battery pack for S121A



## FITEL HIGH PRECISION FIBRE CLEAVERS S323A & S323B

The FITEL S323 is a high precision cleaver for both field and laboratory use. It incorporates a simple 3-step action and has a unique waste fibre disposal system that automatically stores the fibre cut-off, thus eliminating hazardous fibre waste in the work place.

- TE7057** Cleaver fixed 16mm strip length S323A
- TE7058** Cleaver fixed 10mm strip length S323B



## FITEL HI-SPEC FUSION SPLICER S176 SERIES

The FITEL S176 series of fully automatic core alignment fusion splicers are suitable for manufacturing, network construction and maintenance applications. These units have an industry leading splicing time of 11 seconds, meaning increased productivity and quicker restoration times. Various configurations for monitor position, heat shrink oven and power combinations are available.

### With front screen

- TE7044** Mains powered, 16mm cleave length S176CFE-1100
- TE7045** Mains powered, 10mm cleave length S176CFE-1101
- TE7046** With battery, 16mm cleave length S176CFE-1110
- TE7047** With battery, 10mm cleave length S176CFE-1111

### With rear screen

- TE7048** Mains powered, 16mm cleave length S176CRE-1100
- TE7049** Mains powered, 10mm cleave length S176CRE-1101
- TE7050** With battery, 16mm cleave length S176CRE-1110
- TE7051** With battery, 10mm cleave length S176CRE-1111

### Low profile

- TE7052** Mains powered, 16mm cleave length S176LPE-1100
- TE7053** Mains powered, 10mm cleave length S176LPE-1101



## FITEL FIBRE OPTIC CLEAVERS S310 & S315

The FITEL S310 & S315 single fibre cleavers are designed for cleaving fibre in the field quickly and easily. The S310 & S315 cleavers can accommodate 250µm and 900µm coating diameters and their small lightweight size make them the perfect addition to any field splicing system for Local Area Networks. The S315 is ideal for use when terminating MT-RJ and Lightcrimp Plus connectors. The S310 is specifically designed to cleave the fibre to a set length of 16mm. The S315 has a graduated scale which allows for cleave lengths of 5-20mm.

- TE7042** Cleaver fixed 16mm strip length S310
- TE7043** Cleaver variable 5-20mm strip length S315



### TE7077 NOYES HANDHELD OTDR M100

The NOYES M100 is a singlemode & multimode four-wavelength Optical Time Domain Reflectometer (OTDR) with integrated Visual Fault Locator (VFL) and uses 'PDA' technology. The M100 is ideal for Local Area and Local Access Networks to perform certification and fault location measurements including connection loss, reflectance, splice loss and fibre loss slope (attenuation rate). Multimode and singlemode OTDR ports are equipped with tool-free, switchable adaptor mounts. ST, SC, and FC adaptors are provided. The VFL port is equipped with a universal adaptor that accepts any standard 2.5mm connector.

#### M100 OTDR Quad Wavelength

**150m Multimode 50µm Launch Ring ST-SC**  
**150m Multimode 62.5µm Launch Ring ST-SC**  
**150m Singlemode 9µm Launch Ring FC-SC**

#### M100-K-QUAD

**FR1-M5-150-ST-SC TE7071**  
**FR1-M6-150-ST-SC TE7072**  
**FR1-SM-150-FC-SC TE7073**



### DIVOT BARE FIBRE TESTING DEVICE

The DIVOT Bare Fibre Testing device accepts a non-cleaved fibre, requires only 3/4" of bare fibre exposed and has a typical insertion loss of less than 0.8dB. No messy gel applicators or gel reservoirs - just strip the fibre and insert. The device will accept non-cleaved fibre with a typical insertion loss of <0.8dB, cleaved fibres result in an even lower insertion loss.

#### Multimode

**TE7034 SC**  
**TE7033 ST**

**DVT-M3**  
**DVT-M2**

#### Singlemode

**TE7035 FC/PC**  
**TE7038 FC/APC**  
**TE7040 LC/PC**  
**TE7037 SC/PC**  
**TE7039 SC/APC**  
**TE7036 ST/PC**

**DVT-S1**  
**DVT-S4**  
**DVT-S7**  
**DVT-S3**  
**DVT-S5**  
**DVT-S2**



### TE7076 NOYES MINI OTDR M600

The NOYES M600 is a fully featured mini Optical Time Domain Reflectometer (OTDR) designed to accept both multimode (850/1300nm) and singlemode (1310/1550nm) modules for testing flexibility. Modules are field installable. Pulse, width and range can be set automatically for maximum ease-of-use, or manually for added flexibility. M600 includes a 7.7" colour LCD display, Compact Flash drive and memory card capable of storing up to 1,500 traces, 3.5" floppy disk drive, full-sized keyboard and soft carry case. The M600 OTDR may be equipped with a Visible Fault Identifier (VFI) module; a 650nm visible red laser source designed to troubleshoot faults on fibre optic cables.

#### M600 OTDR Quad Wavelength

**150m Multimode 50µm Launch Ring ST-SC**  
**150m Multimode 62.5µm Launch Ring ST-SC**  
**150m Singlemode 9µm Launch Ring FC-SC**

#### M600-K-QUAD

**FR1-M5-150-ST-SC**  
**FR1-M6-150-ST-SC**  
**FR1-SM-150-FC-SC**



### OPTRONICS BARE FIBRE ADAPTORS

Used to temporarily connect bare (unterminated) fibre to meet test, service and communications requirements. Ideal for testing bare fibre, fibre on the reel, fibre before and after installation. Can be used to temporarily connect OTDRs, power meters, talksets, demo equipment, light sources, data and telecom equipment. Available in multimode and singlemode versions. Singlemode available with or without angle polished (APC) finish.

**SC**  
**SC/APC**  
**FC**  
**FC/APC**



# Test Equipment

## TE7075 NOYES FIBRE OPTIC LOSS TEST SET SMLP5-5

The NOYES SMLP5-5 Test Kit combines an OMP5-2C Optical Power Meter and an OLS4 Optical Light Source. The OLS4 is a fourwavelength stabilised Optical Light Source. It contains a singlemode Class I laser source port and a multimode Class I LED source port. The OPM5-2C is a fully featured Optical Power Meter calibrated at 850, 1300, 1310 and 1550nm. Measuring insertion loss (attenuation) in dB and power in dBm or  $\mu$ W. The OPM5-2C can store 500 test results per wavelength with the Wave ID feature for dual wavelength testing. The supplied software allows saved test results to be transferred to a PC using a convenient & fast USB connection; results can be stored, printed and analysed. The SMLP5-5 is ideally suited for testing fibre optic networks with hybrid (singlemode and multimode) cables.



**Noyes Loss Test Set** **SMLP5-5**  
**850/1300nm, 1310/1550nm**

## TE7074 NOYES FIBRE OPTIC LOSS TEST SET KIT MLP1-2

The NOYES MLP1-2 Test Kit is an inexpensive solution for testing multimode systems. The MLP1-2 Test Kit combines the OMP1-2C Optical Power Meter and OLS1-2 Optical Light Source, which operates at 850 and 1300nm. The OPM1-2C Optical Power Meter measures power at 850/1300nm and 1310/1550nm. The OLS1-2 Optical Light Source operates at 850/1300nm for use on Ethernet, Gigabit Ethernet, Token Ring and FDDI. The 1300nm output can also be used to test short distance (up to 20km) singlemode fibre links.



**Noyes Loss Test Set** **MLP1-2**  
**850/1300nm ST**

## FLUKE FIBRE OPTIC LOSS TEST SET SIMPLIFIBER

Durable and rugged, the FLUKE SimpliFiber sources and meter have been engineered to work together. The automatic wavelength sensing feature of the meter identifies the source wavelength and sets itself appropriately. The simplified multi-wavelength tests prevent costly measurement errors. A long battery life assures hours of trouble-free operation.



**TE7062 SimpliFiber dual multimode ST** **8250-02**  
**TE7060 SimpliFiber 1310nm singlemode SC** **8251-11**  
**TE7061 SimpliFiber 1550nm singlemode SC** **8251-12**

## TE7083 OWL FIBRE OPTIC LOSS TEST SET 850/1300NM

The OWL Fibre Optic Loss Test Set is ideal for LAN managers and installers who need to carry out simple attenuation tests on multimode networks. The 850/1300nm multimode unit is an economical fibre test power meter, providing accurate testing of multimode fibre optic cables when used with the multimode light source provided in this kit. The Dual Owl is a 850/1300nm multimode light source with stabilised outputs for accurate measurements.



**Owl Fibre Optic Loss Test Set** **KIT-ZO/DOST**  
**850/1300nm**

## TE7059 FLUKE CERTIFIBER

With its one-button 'Autotest', the FLUKE Certifiber measures fibre length and optical loss on two fibres at 850/1300nm wavelengths and compares the result to the selected industry standard and provides an instant PASS or FAIL indication. The ST connector adaptor is supplied as standard. FC & SC connector adaptors can be purchased separately.

**Fluke CertiFiber Test Set 8240-04**



## TE7084 OWL MULTIMODE FIBRE OPTIC CERTIFICATION TEST KIT

The OWL 'Dual Owl' Bolt Test Kit contains the necessary tools for certifying fibre optic links against a variety of popular cabling standards in multimode networks. The Owl fibre optic meter is capable of measuring multimode in conjunction with the other units in this kit. Up to 900 fibre runs can be stored including information on the link name, date, reference power value, fibre length, number of splices and interconnects, run labels and fibre type.

**Owl Multimode Fibre Optic Test Kit  
KIT-FO+/DOST/VOLT**



## NOYES FIBRE TALK SET FTS 1 & 2

NOYES Fibre Optic Talk Sets are an inexpensive solution to meet communication needs when testing multimode or singlemode fibre optic cables. Designed for voice communication over spare fibres, they provide full duplex, hands-free operation. Two talk set models are available; the FTS1 for communication on singlemode or multimode fibre and the FTS2 for long-range singlemode applications.

<b>TE7078</b>	<b>Fibre Talk Set (up to 40km)</b>	<b>FTS1-2</b>
<b>TE7079</b>	<b>Fibre Talk Set (up to 90km)</b>	<b>FTS2-1310</b>
<b>TE7080</b>	<b>Fibre Talk Set (up to 180km)</b>	<b>FTS2-1550</b>



## NOYES FIBRE OPTIC CERTIFICATION TEST SET TURBOTEST 400

The NOYES Turbotest 400 series tests either multimode or singlemode fibre links quickly and generates certification reports based on the latest fibre standards. The one-press AutoTest key obtains PASS/FAIL results; AutoTests are based on length, propagation delay, dual wavelength loss results and user supplied data such as the number of splices and connections. The Turbotest 400 can also operate like a traditional optical power meter to measure optical power at 850/1300nm and 1310/1550nm. Test results can be downloaded to a PC to document results for the network or to produce professional certification results. The Turbotest 400 series stores up to 1000 fibre test results in user defined files. To speed the testing process, all models can automatically increment fibre numbers. Other adaptor styles are available upon request.

<b>TE7069</b>	<b>Multimode Turbotest 400 with SC adaptor</b>	<b>T410-SC</b>
<b>TE7070</b>	<b>Singlemode Turbotest 400 with FC adaptor</b>	<b>T420-FC</b>



# Test Equipment