



Van der Graaf
Power Transmission Equipment



TM500A100

Drummotor

Product information

www.vandergraafpte.nl

Selection table TM500A100

TYPE	Power (kW)	Beltspeed at 50 Hz (m/s) Beltpull (N)										Min. L (mm) Design A	Full load curr. at 400 V/50 Hz (A)	Weight L=900 (kg)
		1,25 22080	1,00 27600											
440 PL2	30,00											1000	52,0	950 (L=1000)
430 PL2	22,00	1,25 16190	1,00 20240	0,80 25300								900	37,0	850
425 PL2	18,50	1,25 13620	1,00 17020	0,80 21280								900	32,0	850
620 PL2	15,00	0,80 17250	0,65 21230	0,55 25090								900	31,5	850






Available standard facewidth's: 900 - 950 - 1000 - 1050 - 1100 - 1150 - 1400 - 1600 mm.

The total weight of a drummotor grows approx. 35 kg per 100 mm.

Weight of a drummotor includes the brackets.

Available torque Nm: (Beltpull N x Drumdiameter m) / 2

Options

	Specification	Standard	Optional
 CONSTRUCTION	Shafts and bolts	Mild steel	Stainless steel
	Endflanges	Cast iron	Stainless steel
	Shell	Mild steel	Stainless steel
	Junctionbox	Cast iron	Stainless steel
	Sealing mild steel	MFS	MFS
	Sealing stainless steel	MFS	MFS
 SHELL	Crowned	•	
	Cylindrical		•
	Lagging, cold vulcanised		•
	Lagging, hot vulcanised		•
	Lagging, FDA approved		•
 ELECTRO MOTOR	Three-phase asynchronous	•	
	Power supply	400/690 V - 50 Hz	Other voltages and frequencies on request
	Twin drive (double power)		•
	Insulation class	F	H
	Thermal protection		Bi-metal or thermistor
	Run by frequency inverter	•	
 OTHER OPTIONS	Food grade oil		•
	Backstop, mechanical		•
	Other facewidth's		•
	Special shaft dimensions		•
 CERTIFICATES	CE	•	
	UL		•
	CSA		•
	ATEX zone 22, dust		•

Our drummotors, an overview

Drummotor type	Drum diameter (mm)	Shaft diameter (mm)	Power (kW)	Speed (m/s)	Max. Beltpull (N)
TM80B20	80	20	0,07 - 0,12	0,11 - 1,15	598
TM100B25	100	25	0,08 - 0,37	0,007 - 3,60	1300
TM113B25	113	25	0,12 - 0,55	0,008 - 4,40	1150
TM127-25	127	25	0,25 - 1,10	0,016 - 2,60	4100
TM138-25	138	25	0,25 - 1,10	0,017 - 2,80	3800
TM160-25	160	25	0,25 - 0,75	0,31 - 3,30	1135
TM160-30	160	30	0,25 - 2,20	0,11 - 4,00	3000
TM215-30	215	30	0,25 - 2,20	0,27 - 5,30	1900
TM215-40	215	40	0,75 - 5,5	0,17 - 4,70	5115
TM215B50	215	50	1,5 - 7,0	0,18 - 0,62	11500
TM273-40	273	40	0,75 - 5,50	0,21 - 5,00	4355
TM315-40	315	40	0,75 - 5,50	0,40 - 5,20	4020
TM315-50	315	50	2,2 - 11,0	0,34 - 4,40	7125
TM315-60	315	60	3,0 - 11,0	0,22 - 1,40	12790
TM400-50	400	50	2,2 - 11,0	0,40 - 4,80	5700
TM400-60	400	60	3,0 - 22,0	0,45 - 4,20	10960
TM500-60	500	60	3,0 - 22,0	0,55 - 4,40	8905
TM500A75	500	75	15,0 - 30,0	1,00 - 3,20	14250
TM500A100	500	100	15,0 - 30,0	0,55 - 1,25	25300
TM620A75	620	75	15,0 - 30,0	1,25 - 3,90	11400
TM630A100	630	100	37,0 - 55,0	1,60 - 4,00	21970
TM800A100	800	100	37,0 - 55,0	2,00 - 5,10	17575
TM800A130	800	130	55,0 - 132,0	2,00 - 4,50	35625

Contact us

Van der Graaf B.V.
De Weijert 14
8325 EM Vollenhove
The Netherlands
Tel.: 0031 527 241 441
sales@vandergraafpte.nl

Representatives

Check our website for your regional representative
www.vandergraafpte.nl