



Van der Graaf
Power Transmission Equipment



TM400-50

Drummotor

Product information

www.vandergraafpte.nl

Selection table TM400-50

TYPE	Power (kW)	Beltspeed at 50 Hz (m/s) Beltpull (N)										Min. L (mm) Design A / B		Full load curr. at 400 V/50 Hz (A)	Weight L=600 (kg)
		4,80 2175	4,20 2490	3,60 2905									600 (TB 650)		
215	11,00	4,80 2175	4,20 2490	3,60 2905								600 (TB 650)	650 (TB 650)	19,7	243
215 Z		3,40 3075	3,20 3265	3,00 3485	2,60 4020	2,40 4355									
215 ZV		2,00 5225													
410	7,50	4,30 1655	3,90 1825	3,50 2035	3,10 2300	2,80 2545	2,40 2970	2,10 3395	1,80 3960			600	650	15,0	243
410 Z		1,70 4190	1,60 4455	1,50 4750											
410 ZV		1,30 5480													
475	5,50	4,30 1215	3,90 1340	3,50 1495	3,10 1685	2,80 1865	2,40 2175	2,10 2490	1,80 2905			600	600	10,5	238
475 Z		1,70 3075	1,60 3265	1,50 3485	1,30 4020	1,20 4355									
475 ZV		1,00 5225													
455	4,00	4,30 885	3,90 975	3,50 1085	3,10 1225	2,80 1355	2,40 1585	2,10 1810	1,90 2000	1,70 2235	1,50 2535	600	600	7,8	233
		1,30 2925	1,10 3455												
455 Z		1,00 3800	0,90 4220	0,85 4470	0,80 4750										
455 ZV		0,70 5430													
440	3,00	2,80 1020	2,40 1190	2,10 1355	1,90 1500	1,70 1675	1,50 1900	1,30 2190	1,20 2375	1,00 2850		600	600	6,6	233
440 Z		0,90 3165	0,80 3565	0,70 4070	0,65 4385										
640	3,00	3,50 815	1,60 1780	1,40 2035	1,10 2590							600	600	7,1	233
640 Z		0,60 4750													
640 ZV		0,50 5700													
630	2,20	1,90 1100	1,60 1305	1,40 1495	1,10 1900	1,00 2090	0,85 2460	0,75 2785	0,65 3215			600	600	4,9	233
630 Z		0,60 3485	0,50 4180	0,45 4645											
630 ZV		0,40 5225													

Available standard facewidth's: 600 - 650 - 700 - 750 - 800 - 850 - 900 - 950 - 1000 - 1050 - 1100 - 1150 mm.

Minimum facewidth can deviate, see cable exit options.






The total weight of a drummotor grows approx. 14 kg per 100 mm.

When an electro-mechanical brake is fitted, the minimum facewidth is increased by 150 mm.

When a backstop is fitted in a 2-pole drum motor, the minimum facewidth is increased by 50 mm.

Available torque Nm: (Beltpull N x Drumdiameter m) / 2

Options

	Specification	Standard	Optional
 CONSTRUCTION	Shafts and bolts	Mild steel	Stainless steel
	Endflanges	Cast iron	Stainless steel
	Shell	Mild steel	Stainless steel
	Junctionbox	Cast iron	Stainless steel
	Cable		Shielded or non-shielded
	Sealing mild steel	RB	HD-1, MFS
	Sealing stainless steel	HD-1	RB, MFS
 SHELL	Crowned	•	
	Cylindrical		•
	Balanced		•
	Lagging, cold vulcanised		•
	Lagging, hot vulcanised		•
	Lagging, FDA approved		•
 ELECTRO MOTOR	Three-phase asynchronous	•	
	Power supply (P < 3 kW)	230/400 V - 50 Hz	Other voltages and frequencies on request
	Power supply (P ≥ 3 kW)	400/690 V - 50 Hz	Other voltages and frequencies on request
	Insulation class	F	•
	Thermal protection		Bi-metal or thermistor
	Run by frequency inverter	•	
 OTHER OPTIONS	Food grade oil		•
	Backstop, mechanical		•
	Brake, electro mechanical		•
	Other facewidth's		•
	Special shaft dimensions		•
	Encoder or sensorbearing in drum motor		•
	Sensorbearing in tail drum		•
 CERTIFICATES	CE	•	
	UL		•
	CSA		•
	ATEX zone 22, dust		•

Our drummotors, an overview

Drummotor type	Drum diameter (mm)	Shaft diameter (mm)	Power (kW)	Speed (m/s)	Max. Beltpull (N)
TM80B20	80	20	0,07 - 0,12	0,11 - 1,15	598
TM100B25	100	25	0,08 - 0,37	0,007 - 3,60	1300
TM113B25	113	25	0,12 - 0,55	0,008 - 4,40	1150
TM127-25	127	25	0,25 - 1,10	0,016 - 2,60	4100
TM138-25	138	25	0,25 - 1,10	0,017 - 2,80	3800
TM160-25	160	25	0,25 - 0,75	0,31 - 3,30	1135
TM160-30	160	30	0,25 - 2,20	0,11 - 4,00	3000
TM215-30	215	30	0,25 - 2,20	0,27 - 5,30	1900
TM215-40	215	40	0,75 - 5,5	0,17 - 4,70	5115
TM215B50	215	50	1,5 - 7,0	0,18 - 0,62	11500
TM273-40	273	40	0,75 - 5,50	0,21 - 5,00	4355
TM315-40	315	40	0,75 - 5,50	0,40 - 5,20	4020
TM315-50	315	50	2,2 - 11,0	0,34 - 4,40	7125
TM315-60	315	60	3,0 - 11,0	0,22 - 1,40	12790
TM400-50	400	50	2,2 - 11,0	0,40 - 4,80	5700
TM400-60	400	60	3,0 - 22,0	0,45 - 4,20	10960
TM500-60	500	60	3,0 - 22,0	0,55 - 4,40	8905
TM500A75	500	75	15,0 - 30,0	1,00 - 3,20	14250
TM500A100	500	100	15,0 - 30,0	0,55 - 1,25	25300
TM620A75	620	75	15,0 - 30,0	1,25 - 3,90	11400
TM630A100	630	100	37,0 - 55,0	1,60 - 4,00	21970
TM800A100	800	100	37,0 - 55,0	2,00 - 5,10	17575
TM800A130	800	130	55,0 - 132,0	2,00 - 4,50	35625

Contact us

Van der Graaf B.V.
De Weijert 14
8325 EM Vollenhove
The Netherlands
Tel.: 0031 527 241 441
sales@vandergraafpte.nl

Representatives

Check our website for your regional
representative
www.vandergraafpte.nl