



Van der Graaf
Power Transmission Equipment



TM160-25

Drummotor

Product information

www.vandergraafpte.nl

Selection table TM160-25

TYPE	Power (kW)	Beltspeed at 50 Hz (m/s) Beltpull (N)										Min. L (mm) Design A / B		Full load curr. at 400 V/50 Hz (A)	Weight L=350 (kg)	
		3,30 215	2,50 285	2,10 340												
210 Z	0,75												300	350	1,4	25
410 Z	0,75	1,70 420	1,25 570	1,10 650	0,80 890	0,65 1095							300	350	1,9	25
275 Z	0,55	3,30 160	2,50 210	2,10 250	1,60 325	1,25 420	0,95 550						300	300	1,1	23
475 Z	0,55	1,70 305	1,25 420	1,10 475	0,80 655	0,65 805	0,50 1045						300	300	1,4	23
405 Z	0,37	1,70 205	1,25 280	1,10 320	0,80 440	0,65 540	0,50 705	0,40 880					300	300	1,0	22
605 Z	0,37	0,31 1135											300	300	1,1	23
434 Z	0,25	1,70 140	1,25 190	1,10 215	0,80 295	0,65 365	0,50 475	0,40 595					300	300	0,7	21

Available standard facewidth's: 300 - 350 - 400 - 425 - 450 - 500 - 550 - 600 - 650 - 700 - 750 - 800 - 850 - 900 - 950 - 1000 mm.






Minimum facewidth can deviate, see cable exit options.

The total weight of a unit grows approx. 3 kg per 100 mm.

When an electro-mechanical brake is fitted, the minimum facewidth is increased by 75 mm.

Available torque Nm: (Beltpull N x Drumdiameter m) / 2

Options

	Specification	Standard	Optional
 <h2>CONSTRUCTION</h2>	Shafts and bolts	Mild steel	Stainless steel
	Endflanges	Cast iron	Stainless steel
	Shell	Mild steel	Stainless steel
	Junctionbox	Cast iron	Stainless steel or polyamide
	Cable		Shielded or non-shielded
	Sealing mild steel	RB	RBS, HD-1
	Sealing stainless steel	CR	FS, HD-1, HD-2
 <h2>SHELL</h2>	Crowned	•	
	Cylindrical		•
	Balanced		•
	Lagging, cold vulcanised		•
	Lagging, hot vulcanised		•
	Lagging, FDA approved		•
	Profiled for modular belts		•
Sprockets		•	
 <h2>ELECTRO MOTOR</h2>	Three-phase asynchronous	•	
	Power supply	230/400 V - 50 Hz	Other voltages and frequencies on request
	Two speed (Dahlander)		
	Insulation class	F	•
	Thermal protection		Bi-metal or thermistor
Run by frequency inverter	•		
 <h2>OTHER OPTIONS</h2>	Food grade oil		•
	Backstop, mechanical		•
	Brake, electro mechanical		•
	Inclined or vertical position		•
	Other facewidth's		•
	Special shaft dimensions		•
	Encoder or sensor bearing in drum motor		•
Encoder or sensor bearing in tail drum		•	
 <h2>CERTIFICATES</h2>	CE	•	
	UL		•
	CSA		•
	ATEX zone 22, dust		•
	IP69K		•

Our drummotors, an overview

Drummotor type	Drum diameter (mm)	Shaft diameter (mm)	Power (kW)	Speed (m/s)	Max. Beltpull (N)
TM80B20	80	20	0,07 - 0,12	0,11 - 1,15	598
TM100B25	100	25	0,08 - 0,37	0,007 - 3,60	1300
TM113B25	113	25	0,12 - 0,55	0,008 - 4,40	1150
TM127-25	127	25	0,25 - 1,10	0,016 - 2,60	4100
TM138-25	138	25	0,25 - 1,10	0,017 - 2,80	3800
TM160-25	160	25	0,25 - 0,75	0,31 - 3,30	1135
TM160-30	160	30	0,25 - 2,20	0,11 - 4,00	3000
TM215-30	215	30	0,25 - 2,20	0,27 - 5,30	1900
TM215-40	215	40	0,75 - 5,5	0,17 - 4,70	5115
TM215B50	215	50	1,5 - 7,0	0,18 - 0,62	11500
TM273-40	273	40	0,75 - 5,50	0,21 - 5,00	4355
TM315-40	315	40	0,75 - 5,50	0,40 - 5,20	4020
TM315-50	315	50	2,2 - 11,0	0,34 - 4,40	7125
TM315-60	315	60	3,0 - 11,0	0,22 - 1,40	12790
TM400-50	400	50	2,2 - 11,0	0,40 - 4,80	5700
TM400-60	400	60	3,0 - 22,0	0,45 - 4,20	10960
TM500-60	500	60	3,0 - 22,0	0,55 - 4,40	8905
TM500A75	500	75	15,0 - 30,0	1,00 - 3,20	14250
TM500A100	500	100	15,0 - 30,0	0,55 - 1,25	25300
TM620A75	620	75	15,0 - 30,0	1,25 - 3,90	11400
TM630A100	630	100	37,0 - 55,0	1,60 - 4,00	21970
TM800A100	800	100	37,0 - 55,0	2,00 - 5,10	17575
TM800A130	800	130	55,0 - 132,0	2,00 - 4,50	35625

Contact us

Van der Graaf B.V.
De Weijert 14
8325 EM Vollenhove
The Netherlands
Tel.: 0031 527 241 441
sales@vandergraafpte.nl

Representatives

Check our website for your regional representative
www.vandergraafpte.nl