

**BRIAN JAMES TRAILERS**

» Connected to you



**RACE SPORT**  
INSPIRED FUNCTIONALITY

UNITED KINGDOM



## RACE SPORT ENCLOSED TRANSPORT, REALISED

**5** 5 YEAR  
CHASSIS  
WARRANTY



Enclosed trailers offer significant benefits. Vehicles are kept clean, dry and protected from the elements; this is a particular benefit in winter with muddy roads often treated with corrosive salt to prevent icing. A lockable, enclosed trailer also provides privacy and security, protecting contents from prying eyes.

Pioneering production methods continue to be developed at Brian James Trailers to ensure quality, precision and value for money. Based on a standard production chassis, the Race Sport's design delivers a high sided trailer with gull wing doors for ease of access, that make it ideal for motorsport or automotive logistics but at an accessible price.





# RACE SPORT

## RACE SPORT

### Standard features

The Race Sport benefits from having a chassis that is a very close relation to the A Transporter, the best standard car transporter available in Europe today, with many significant features being carried over entirely. Preserved is the high strength steel chassis with a 2.0m load area width and low mudguard clearance height as well as a fully punched deck providing a superior vehicle restraint option using adjustable wheel chocks and circumference wheel strapping.

To create the appealing and practical Race Sport aesthetics, Brian James Trailers has engineered a fully CNC machined GRP composite panel and high specification GRP body mouldings. Also incorporated are features normally unavailable at this price level, such as a full-length daylight roof, made from clear gel GRP.



● **Large 'Gullwing' side access doors** provide a wide, practical access to vehicles from both sides of the trailer. (2.17m wide).



● **50mm ball coupling head** with security lock.



● **LED marker lamps**  
LED technology, super-bright and reliable lamps are fitted on front (white), sides (amber) and rear outline positions (red/white), as well as registration plate illumination.




● **Front access hatches** on both left and right sides.

Dimensions:  
4.5m and 5m models:  
0.85m(H) x 0.5m(W)  
5.5m model:  
1.25m(H) x 0.5m(W)

● **Multiple anchor points**

Chassis located strap attachment points are provided along each side of a Race Sport trailer. A high level of grip and strength is offered by the raised, punched profile of each slot.



● **Individual lamp array**

Stylish, well protected lamps are individually replaceable in the unlikely event of damage. They feature a high quality, automotive bulb holder providing durability and a convenient twist release mechanism for easy bulb access.



● **Super-Structure**

Lighter weight and improved strength, combined with the durability of a hot-dip galvanised chassis is provided by extensive use of specially formulated high tensile steel.



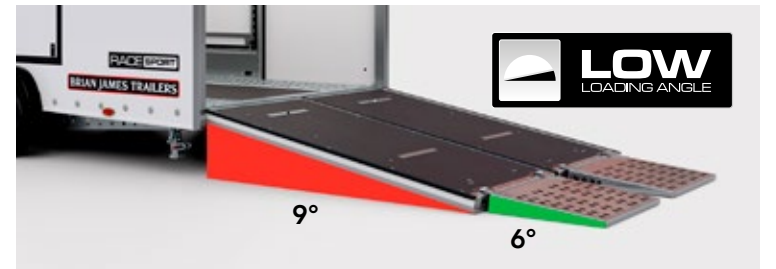
● **Rear doors**

Race Sport rear doors are designed as a combined door and ramp system. Each door can be lowered individually, with gas spring assistance requiring minimum effort.



● **Built-in assister ramps**

Aluminium fold out ramps at the base of each door, offer a low loading angle. Powerful magnets retain the ramps in their travelling position.



● **Rear support stands**

Rear stands provide support when loading from the rear.


# RACE SPORT

## OPTIONS

### Personal and special

Whether for race, rally, storage or professional transportation, we have created a uniquely customisable trailer. **Race Sport** can be configured with any of the available options, quickly and directly at your dealer. This incredible flexibility makes it entirely possible to develop the facilities within the **Race Sport** as your needs change, or perhaps start off with all of the bells and whistles.

**○ Front storage,**  
with space for two 20ltr jerry cans and three storage shelves.



**○ Alloy wheels**  
The **Race Sport** is also available with alloy wheels in standard Silver or diamond-cut Anthracite (pictured).





**○ Electric winch, 12V with remote control**  
Electric winch, mounted as shown is powered by a fully fitted 12V battery pack. Full remote control is via a wander lead. Winch features free line spool and roller guides. Mains charger supplied.



**○ Aluminium side storage racks,** on left and right hand side, each having 3 shelves for storage of smaller items. 600mm wide x 76mm deep.





**Deck slick pads**

Cars with soft compound or 'slick' tyres, can benefit from deck slick pads placed under each tyre. This raises the tyre contact area level with the punched deck.

*Note: Slick pads are loose, not fixed in position.*

**Wheel chocks,**

Fully adjustable, quick release wheel chock system engages directly into the trailer chassis and is easily adjustable in position.

**Wheel chock,** 50mm high to suit cars with low splitters. Bolted in a fixed position.



**Interior LED lighting**

Assists in loading operations at night by providing background night visibility. The 'Extended' interior lighting kit has 4 LED strip lamps to provide additional illumination.



**Tyre rack**

Transport of multiple spare wheels and tyres is easily accomplished with a high level tyre rack. Its design places the wheels above average bonnet height, so keeping useful space available on the bed. Safety and security of the transported spare wheels is provided for by a unique strap system.



**Rear-view camera**

For backing into tight spaces, a rear-view camera provides assistance and reassurance.



**Twin Lens Camera**

This relatively compact camera includes 2 high quality lenses, which produce two views; a 'look-down' view when reversing and a 'look-back' view when travelling forwards. The 'look-down' view is displayed/triggered when reversing.

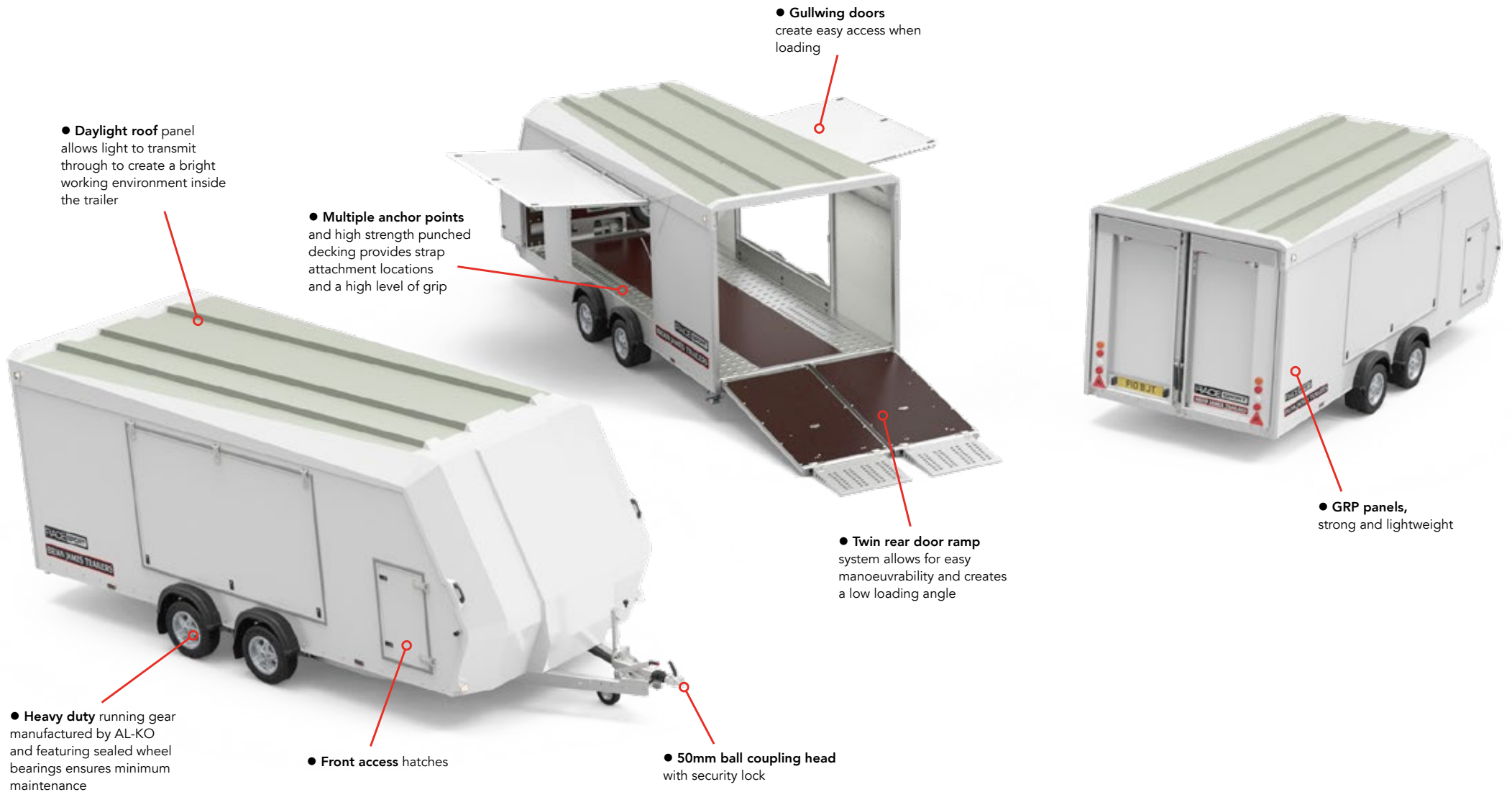


**Full LED lighting**

LED lights are both super bright and reliable. 8 x individual rear lamps are replaced with LED items. All other original lamps are LED technology as standard.

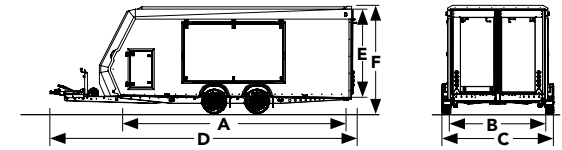
**LED lamps: Note**

LED lamps are not compatible with all towing vehicles. This may cause unintended consequences. Please check compatibility. A mix of filament and LED lamps is possible.





# TECHNICAL INFORMATION



MODEL NUMBER	340-4500	340-4510	340-5000	340-5010	340-5510
<b>CAPACITY</b>					
Gross kg	2,600	3,000	2,600	3,000	3,000
Load kg	1,600	1,980	1,530	1,900	1,870
Unladen trailer weight kg	1,000	1,020	1,070	1,100	1,130
<b>DIMENSIONS</b>					
Load bed length m <b>A</b>	4.50	4.50	5.00	5.00	5.50
Load bed width m <b>B</b>	2.00	2.00	2.00	2.00	2.10
Overall trailer width m <b>C</b>	2.38	2.38	2.38	2.38	2.48
Overall bed length m <b>D</b>	6.06	6.06	6.56	6.56	7.06
Internal height (min aperture) m	1.77	1.77	1.77	1.77	1.77
Internal height (to roof) m <b>E</b>	1.82	1.82	1.82	1.82	1.82
Overall trailer height m <b>F</b>	2.25	2.25	2.25	2.25	2.25
Tow-ball height (loaded) m	0.40	0.40	0.40	0.40	0.40
<b>RUNNING GEAR</b>					
Axles	2	2	2	2	2
Wheel / Tyre size	12" (155/70)	12" (155/70)	12" (155/70)	12" (155/70)	12" (155/70)
Spare wheel	●	●	●	●	●
Alloy wheels - lightweight 12" + safety locking wheel bolts	○	○	○	○	○
Suspension dampers x 4	○	○	○	○	○
<b>LOADING</b>					
Wheel chocks, pair (red), fully adjustable, professional system engages into trailer chassis	○	○	○	○	○
Wheel chock, full width fixed (bolted) 50mm high for cars with low splitters	○	○	○	○	○
1.5m Assistor Ramp upgrade	○	○	○	○	○
Tyre rack	○	○	○	○	○
<b>WINCH</b>					
Electric Winch Kit, with Power	○	○	○	○	○
<b>ACCESSORIES, LIGHTING</b>					
Front storage - for 20 litre jerry can x 2 + shelves	○	○	○	○	○
Aluminium side storage racks	○	○	○	○	○
Deck Slick Pads x4	○	○	○	○	○
Tie-down wheel 'sleeve' straps x 4 - 4,000 DaN; strap over circumference of each vehicle tyre	○	○	○	○	○
Tie-down wheel 'sling' straps x 4 - 4,000 DaN	○	○	○	○	○
LED Lighting kit - rear lights	○	○	○	○	○
Interior light pack, x4 LED Mini strips, centrally mounted overhead	○	○	○	○	○
Aluminium lid kit for centre tray (available on 340-5510 model only)	—	—	—	—	○
Reverse Camera	○	○	○	○	○
Twin Lens Camera	○	○	○	○	○
<b>SECURITY</b>					
Lockfast Bar	○	○	○	○	○
Datetag - Security identification system	○	○	○	○	○
Wheel safety kit	○	○	○	○	○
Coupling head lock	●	●	●	●	●
<b>WARRANTY</b>					
5 Year chassis warranty	●	●	●	●	●

● Standard. ○ Optional at extra cost.

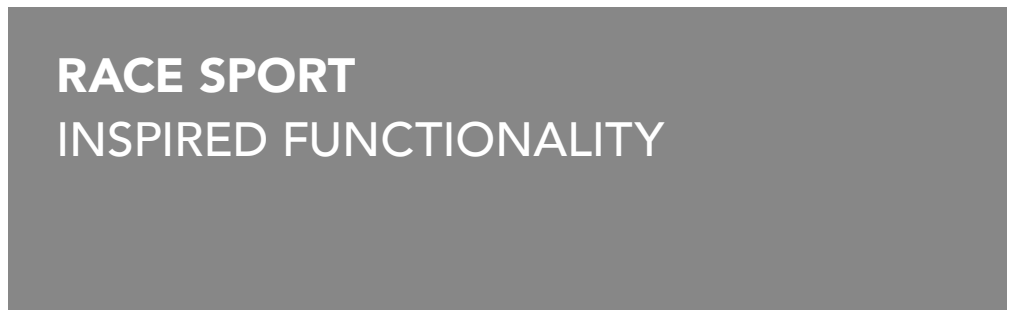
## QUALITY

Brian James Trailers are manufacturers of class leading trailers since 1979. When you buy a Brian James Trailer you can be absolutely certain that it is designed and constructed to the highest possible standards. Our engineers combine top-quality craftsmanship with the best materials and first-class presentation. Light but strong, our trailers are crafted to enhance safety, efficiency and durability.

## 5 Year Extended Chassis Warranty

All of our trailers come with a standard 1 year non-transferable manufacturer's warranty covering the integrity of the chassis, which can be extended to 5 years at no additional charge upon registration.

This 5 year extended warranty applies to the chassis only. All other components are subject to a standard 1 year warranty, subject to fair wear and tear.



## 5 Year Chassis Warranty







# BRIAN JAMES TRAILERS

» Connected to you

## NOTES

All images used are for illustrative purposes only and may show non-standard equipment and finishes.  
All products are subject to change without prior notice due to our continuous development programme.

© BRIAN JAMES TRAILERS LIMITED

Edition RACESPORT2022\_Q4\_1



**Brian James Trailers Limited.**  
Sopwith Way, Drayton Fields Industrial Estate  
Daventry, Northampton, NN11 8PB

T + 44 (0)1327 308 833

Brian James Trailers are available by contacting our sales team as well as through an extensive network of official dealers throughout the country.

For more information please visit our website.

[www.brianjamestrailers.co.uk](http://www.brianjamestrailers.co.uk)

Dealer information.

