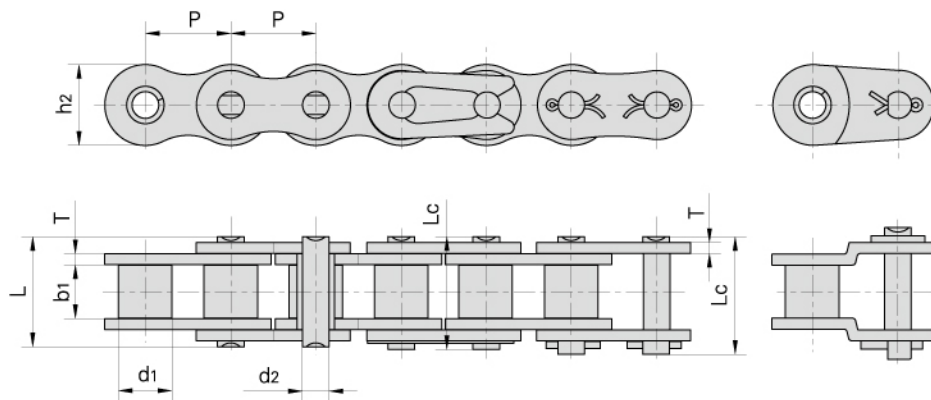


Short pitch precision roller chains (A series)

Simplex roller chains & bushing chains

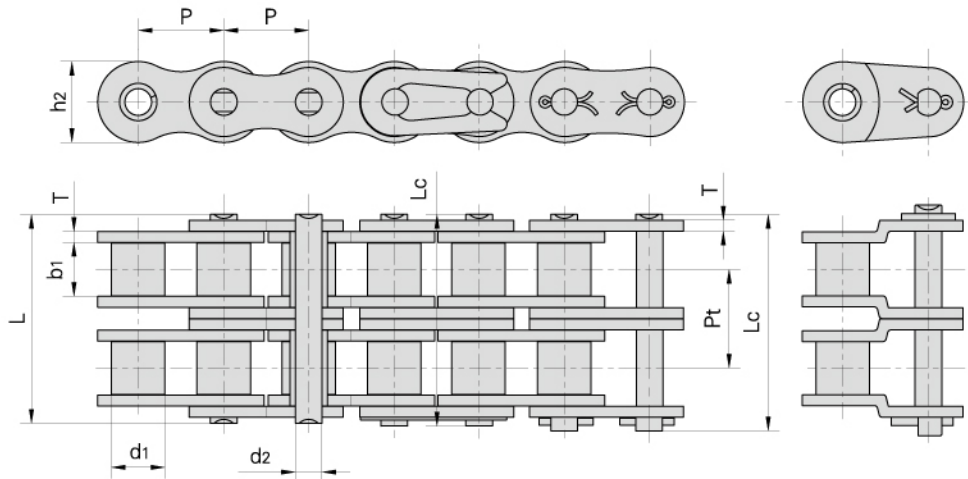


DIN/ISO Chain No.	ANSI Chain No.	Pitch	Roller diameter	Width between inner plates	Pin diameter	Pin length		Inner plate depth	Plate thickness	Ultimate tensile strength	Average tensile strength	Weight per meter
		P	d1 max	b1 min	d2 max	L max	Lc max	h2 max	T max	Q min	Q0	q
		mm	mm	mm	mm	mm	mm	mm	mm	kN/LB	kN	kg/m
*03C	*15	4.7625	2.48	2.38	1.62	6.10	6.90	4.30	0.60	1.80/409	2.0	0.08
*04C-1	*25	6.350	3.30	3.18	2.31	7.90	8.40	6.00	0.80	3.50/795	4.6	0.15
*06C-1	*35	9.525	5.08	4.77	3.58	12.40	13.17	9.00	1.30	7.90/1795	10.8	0.33
085-1	41	12.700	7.77	6.25	3.58	13.75	15.00	9.91	1.30	6.67/1516	12.6	0.41
08A-1	40	12.700	7.95	7.85	3.96	16.60	17.80	12.00	1.50	14.10/3205	17.5	0.62
10A-1	50	15.875	10.16	9.40	5.08	20.70	22.20	15.09	2.03	22.20/5045	29.4	1.02
12A-1	60	19.050	11.91	12.57	5.94	25.90	27.70	18.00	2.42	31.80/7227	41.5	1.50
16A-1	80	25.400	15.88	15.75	7.92	32.70	35.00	24.00	3.25	56.70/12886	69.4	2.60
20A-1	100	31.750	19.05	18.90	9.53	40.40	44.70	30.00	4.00	88.50/20114	109.2	3.91
24A-1	120	38.100	22.23	25.22	11.10	50.30	54.30	35.70	4.80	127.00/28864	156.3	5.62
28A-1	140	44.450	25.40	25.22	12.70	54.40	59.00	41.00	5.60	172.40/39182	212.0	7.50
32A-1	160	50.800	28.58	31.55	14.27	64.80	69.60	47.80	6.40	226.80/51545	278.9	10.10
36A-1	180	57.150	35.71	35.48	17.46	72.80	78.60	53.60	7.20	280.20/63682	341.8	13.45
40A-1	200	63.500	39.68	37.85	19.85	80.30	87.20	60.00	8.00	353.80/80409	431.6	16.15
48A-1	240	76.200	47.63	47.35	23.81	95.50	103.00	72.39	9.50	510.30/115977	622.5	23.20

*Bushing chain: d1 in the table indicate the external diameter of the bushing.

Short pitch precision roller chains (A series)

Duplex roller chains & bushing chains

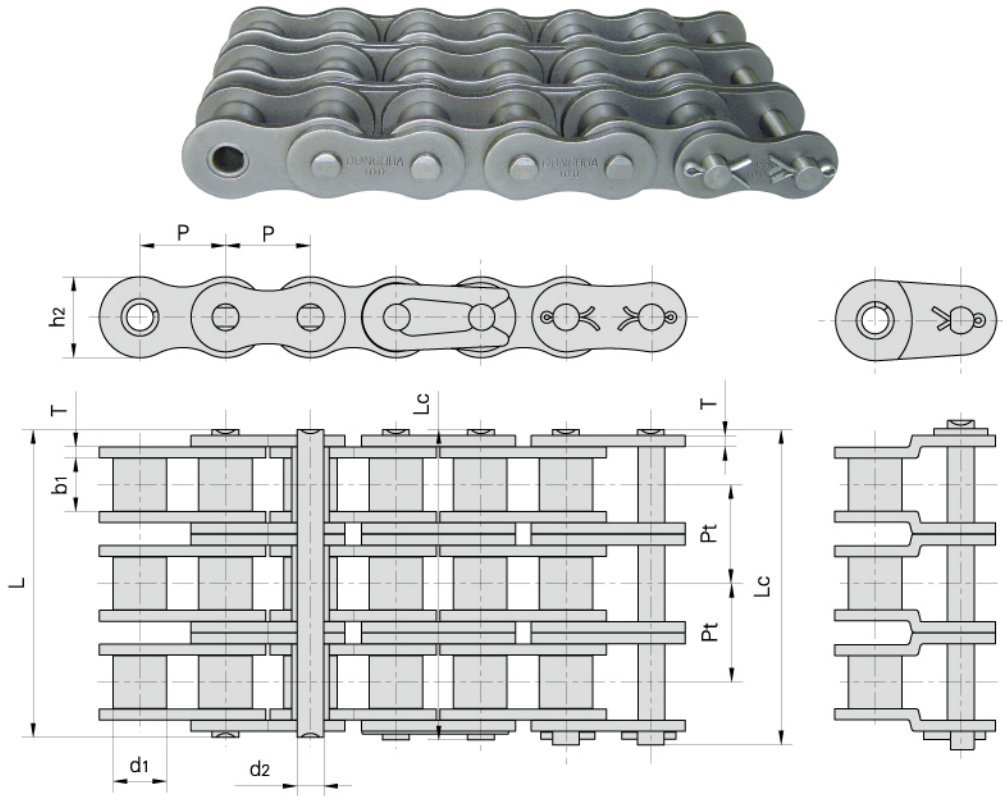


DIN/ISO Chain No.	ANSI Chain No.	Pitch	Roller diameter	Width between inner plates	Pin diameter	Pin length		Inner plate depth	Plate thickness	Transverse pitch	Ultimate tensile strength	Average tensile strength	Weight per meter
		P	d1 max	b1 min	d2 max	L max	Lc max	h2 max	T max	Pt	Q min	Q0	q
		mm	mm	mm	mm	mm	mm	mm	mm	mm	kN/LB	kN	kg/m
*04C-2	*25-2	6.350	3.30	3.18	2.31	14.5	15.0	6.00	0.80	6.40	7.00/1591	8.6	0.28
*06C-2	*35-2	9.525	5.08	4.77	3.58	22.5	23.3	9.00	1.30	10.13	15.80/3591	19.7	0.63
085-2	41-2	12.700	7.77	6.25	3.58	25.7	26.9	9.91	1.30	11.95	13.34/3032	16.9	0.81
08A-2	40-2	12.700	7.95	7.85	3.96	31.0	32.2	12.00	1.50	14.38	28.20/6409	35.9	1.12
10A-2	50-2	15.875	10.16	9.40	5.08	38.9	40.4	15.09	2.03	18.11	44.40/10091	58.1	2.00
12A-2	60-2	19.050	11.91	12.57	5.94	48.8	50.5	18.00	2.42	22.78	63.60/14455	82.1	2.92
16A-2	80-2	25.400	15.88	15.75	7.92	62.7	64.3	24.00	3.25	29.29	113.40/25773	141.8	5.15
20A-2	100-2	31.750	19.05	18.90	9.53	76.4	80.5	30.00	4.00	35.76	177.00/40227	219.4	7.80
24A-2	120-2	38.100	22.23	25.22	11.10	95.8	99.7	35.70	4.80	45.44	254.00/57727	314.9	11.70
28A-2	140-2	44.450	25.40	25.22	12.70	103.3	107.9	41.00	5.60	48.87	344.80/78364	427.5	15.14
32A-2	160-2	50.800	28.58	31.55	14.27	123.3	128.1	47.80	6.40	58.55	453.60/103091	562.4	20.14
36A-2	180-2	57.150	35.71	35.48	17.46	138.6	144.4	53.60	7.20	65.84	560.50/127386	695.0	29.22
40A-2	200-2	63.500	39.68	37.85	19.85	151.9	158.8	60.00	8.00	71.55	707.60/160818	877.4	32.24
48A-2	240-2	76.200	47.63	47.35	23.81	183.4	190.8	72.39	9.50	87.83	1020.60/213955	1255.3	45.23

*Bushing chain: d1 in the table indicate the external diameter of the bushing.

Short pitch precision roller chains (A series)

Triplex roller chains & bushing chains

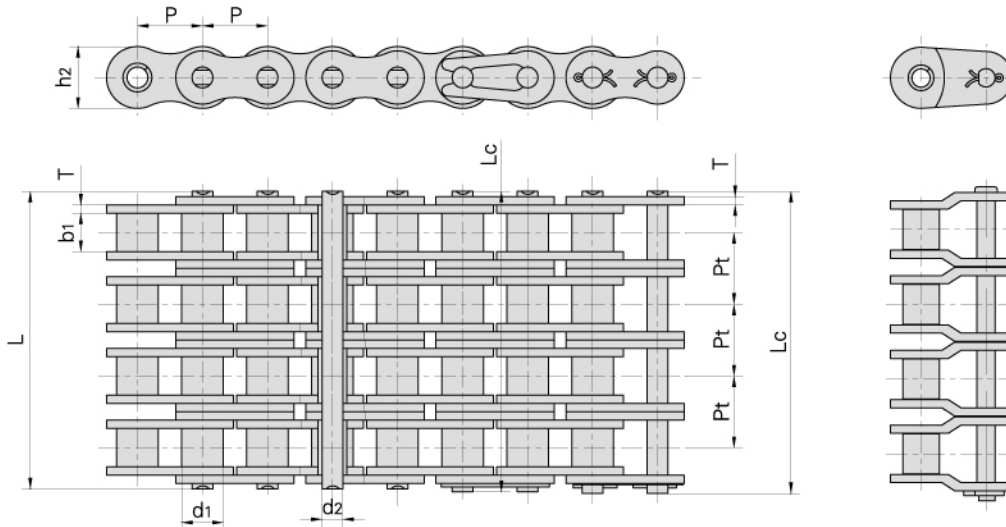


DIN/SO Chain No.	ANSI Chain No.	Pitch	Roller diameter	Width between inner plates	Pin diameter	Pin length		Inner plate depth	Plate thickness	Transverse pitch	Ultimate tensile strength	Average tensile strength	Weight per meter
		P	d1 max	b1 min	d2 max	L max	Lc max	h2 max	T max	Pt	Q min	Q0	q
		mm	mm	mm	mm	mm	mm	mm	mm	mm	kN/LB	kN	kg/m
*04C-3	*25-3	6.350	3.30	3.18	2.31	21.0	21.5	6.00	0.80	6.40	10.5/2386	12.6	0.44
*06C-3	*35-3	9.525	5.08	4.77	3.58	32.7	33.5	9.00	1.30	10.13	23.7/5386	28.6	1.05
08A-3	40-3	12.700	7.95	7.85	3.96	45.4	46.6	12.00	1.50	14.38	42.3/9614	50.0	1.90
10A-3	50-3	15.875	10.16	9.40	5.08	57.0	58.5	15.09	2.03	18.11	66.6/15136	77.8	3.09
12A-3	60-3	19.050	11.91	12.57	5.94	71.5	73.3	18.00	2.42	22.78	95.4/21682	111.1	4.54
16A-3	80-3	25.400	15.88	15.75	7.92	91.7	93.6	24.00	3.25	29.29	170.1/38659	198.4	7.89
20A-3	100-3	31.750	19.05	18.90	9.53	112.2	116.3	30.00	4.00	35.76	265.5/60341	309.6	11.77
24A-3	120-3	38.100	22.23	25.22	11.10	141.4	145.2	35.70	4.80	45.44	381.0/86591	437.2	17.53
28A-3	140-3	44.450	25.40	25.22	12.70	152.2	156.8	41.00	5.60	48.87	517.2/117545	593.3	22.20
32A-3	160-3	50.800	28.58	31.55	14.27	181.8	186.6	47.80	6.40	58.55	680.4/154636	780.6	30.02
36A-3	180-3	57.150	35.71	35.48	17.46	204.4	210.2	53.60	7.20	65.84	840.7/191068	983.6	38.22
40A-3	200-3	63.500	39.68	37.85	19.85	223.5	230.4	60.00	8.00	71.55	1061.4/241227	1217.8	49.03
48A-3	240-3	76.200	47.63	47.35	23.81	271.3	278.6	72.39	9.50	87.83	1530.9/347932	1756.5	71.60

*Bushing chain: d1 in the table indicate the external diameter of the bushing.

Short pitch precision roller chains (A series)

Multiple strand roller chains



Donghua Chain No.	ANSI Chain No.	Pitch	Roller diameter	Width between inner plates	Pin diameter	Pin length		Inner plate depth	Plate thickness	Transverse pitch	Ultimate tensile strength	Average tensile strength	Weight per meter
		P mm	d1 max mm	b1 min mm	d2 max mm	L max mm	Lc max mm	h2 max mm	T max mm	Pt mm	Q min kN/LB	Q0 kN	q kg/m
08A-4	40-4	12.700	7.95	7.85	3.96	59.8	61.0	12.00	1.50	14.38	56.4/12687	62.04	2.57
10A-4	50-4	15.875	10.16	9.40	5.08	75.1	76.6	15.09	2.03	18.11	88.8/19976	97.68	4.30
12A-4	60-4	19.050	11.91	12.57	5.94	94.4	96.1	18.00	2.42	22.78	127.2/28614	139.92	6.21
16A-4	80-4	25.400	15.88	15.75	7.92	121.0	124.4	24.00	3.25	29.29	226.8/51020	249.48	10.37
20A-4	100-4	31.750	19.05	18.90	9.53	147.8	152.1	30.00	4.00	35.76	354/79635	389.40	15.60
24A-4	120-4	38.100	22.23	25.22	11.10	187.0	190.8	35.70	4.80	45.44	508/114278	558.80	23.56
08A-5	40-5	12.700	7.95	7.85	3.96	74.2	75.4	12.00	1.50	14.38	70.5/15859	77.55	3.19
10A-5	50-5	15.875	10.16	9.40	5.08	93.2	94.7	15.09	2.03	18.11	111/24970	122.10	5.37
12A-5	60-5	19.050	11.91	12.57	5.94	117.0	118.8	18.00	2.42	22.78	159/35768	174.90	7.75
16A-5	80-5	25.400	15.88	15.75	7.92	149.9	153.7	24.00	3.25	29.29	283.5/63775	311.85	12.96
20A-5	100-5	31.750	19.05	18.90	9.53	183.6	187.9	30.00	4.00	35.76	442.5/99543	486.75	19.46
24A-5	120-5	38.100	22.23	25.22	11.10	232.3	236.1	35.70	4.80	45.44	635/142848	698.50	29.40
08A-6	40-6	12.700	7.95	7.85	3.96	88.5	89.8	12.00	1.50	14.38	84.6/19031	93.06	3.83
10A-6	50-6	15.875	10.16	9.40	5.08	111.3	112.8	15.09	2.03	18.11	133.2/29964	146.52	6.43
12A-6	60-6	19.050	11.91	12.57	5.94	139.8	141.8	18.00	2.42	22.78	190.8/42921	209.80	9.31
16A-6	80-6	25.400	15.88	15.75	7.92	179.2	183.0	24.00	3.25	29.29	340.2/76530	374.22	15.50
20A-6	100-6	31.750	19.05	18.90	9.53	219.4	223.7	30.00	4.00	35.76	531/119452	584.10	23.36
24A-6	120-6	38.100	22.23	25.22	11.10	278.0	282.0	35.70	4.80	45.44	762/171417	838.20	35.30
08A-8	40-8	12.700	7.95	7.85	3.96	117.3	118.5	12.00	1.50	14.38	112.8/25375	124.08	5.11
10A-8	50-8	15.875	10.16	9.40	5.08	147.5	149.0	15.09	2.03	18.11	177.6/39952	195.36	8.59
12A-8	60-8	19.050	11.91	12.57	5.94	185.8	187.6	18.00	2.42	22.78	254.4/57229	279.84	12.37
16A-8	80-8	25.400	15.88	15.75	7.92	237.8	241.6	24.00	3.25	29.29	453.6/102040	498.96	20.67
20A-8	100-8	31.750	19.05	18.90	9.53	290.8	295.1	30.00	4.00	35.76	708/159270	778.80	31.14
24A-8	120-8	38.100	22.23	25.22	11.10	368.8	372.8	35.70	4.80	45.44	1016/228557	1176	47.07