

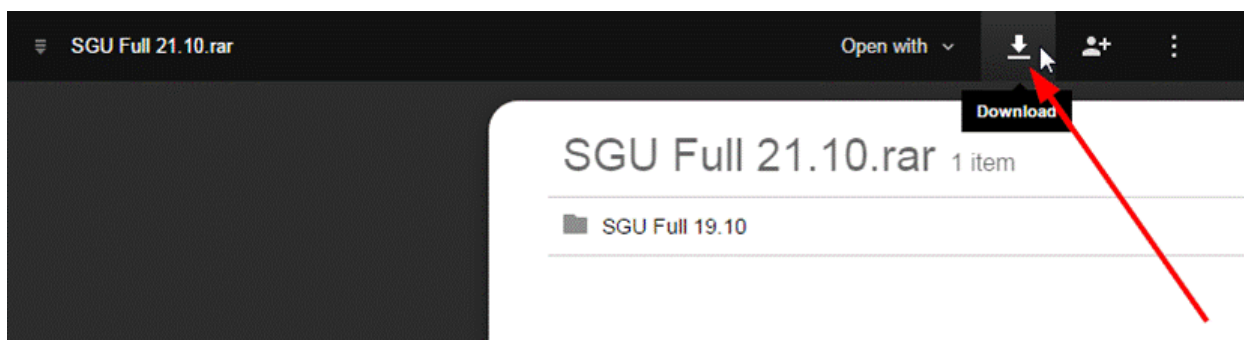
HOW TO DOWNLOAD THE FILES

Content

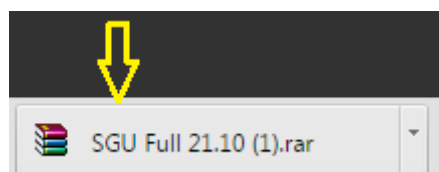
1. How to download
2. Big Size Files (as mp3s collection)
3. Problem : SmartScreen blocks my download

1. How To Download

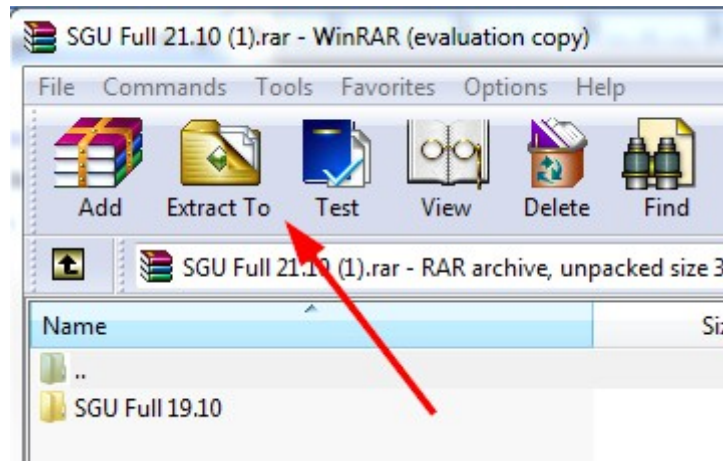
1. **Copy the link** (see « Links Download » text folder) and paste it on your browser.
2. **Download.**



3. **Click** on the tab, down the left.



4. **Extract to** a folder (you need the "WINRAR"program).



Note :If you don't have WINRAR download it here for free:

<https://drive.google.com/file/d/0Bz-Lu6JjTEgsV2NScGRNdTIQanc/view?usp=sharing>

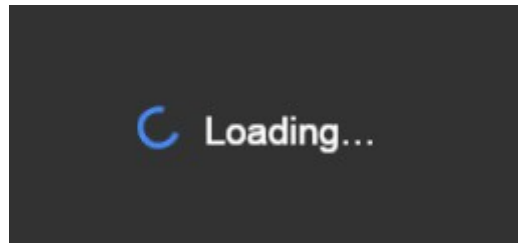
Or from the home page of the author.



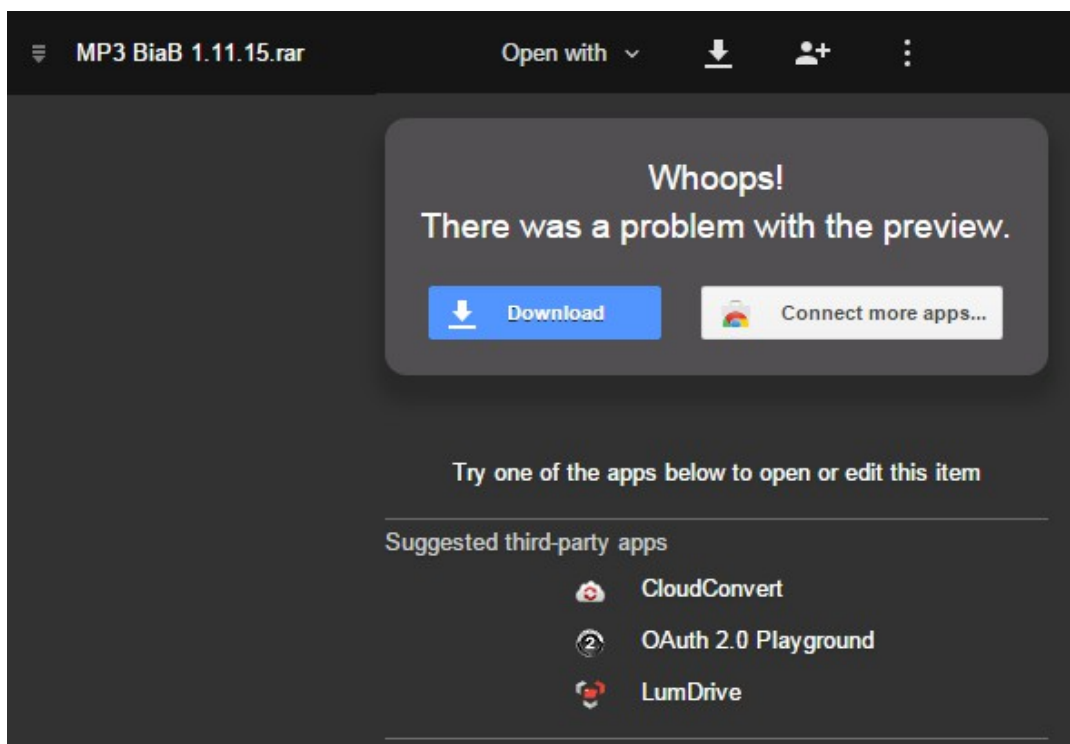
2. Big Size Files

(as mp3s collection)

1. Wait for the file to charge (takes time, depend from the size).



2. If the file is too big, this message can appear (Preview problem) :



5. Click **Download** regardless.



3. Problem: SmartScreen blocks my download

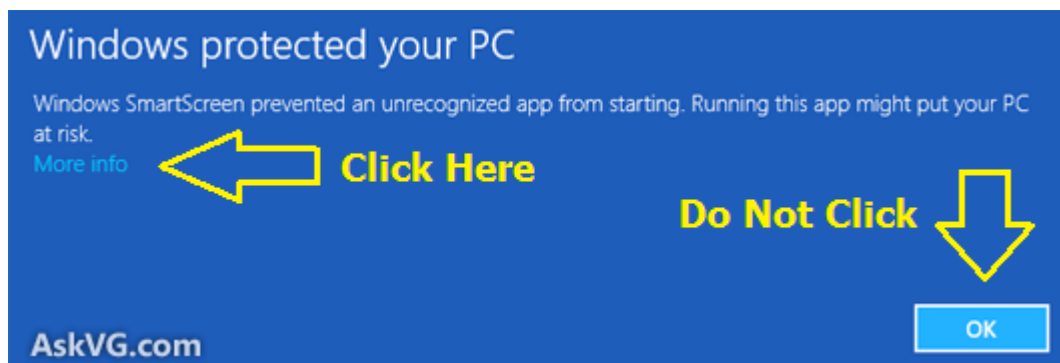
"SmartScreen" filter, introduced by Microsoft, is present in Internet Explorer 8 (**IE8**), **IE9** and **IE10** versions. It was developed to provide **better security** to IE users.

Microsoft has implemented the same mechanism in its latest OS, **Windows 8 and later**.

If you try to run a downloaded program or compressed file from Internet, it checks the file and if it finds an unrecognized app, **it blocks the program** and shows a message on screen.

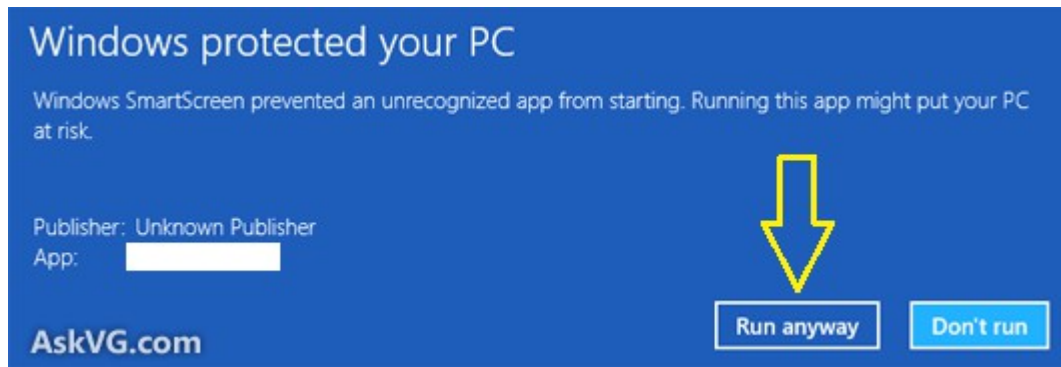


If you click on OK button, the **program execution is terminated**.



SmartScreen filter shows the same warning message **for almost all** 3rd party programs which are downloaded from Internet.

If the file is safe, as our, you can click on **"More info"** link, given in the message and it'll provide 2 buttons: **"Run anyway"** and **"Don't run"**.



You can click on "**Run anyway**" button to launch the program.

