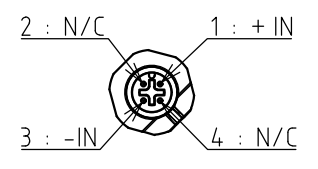
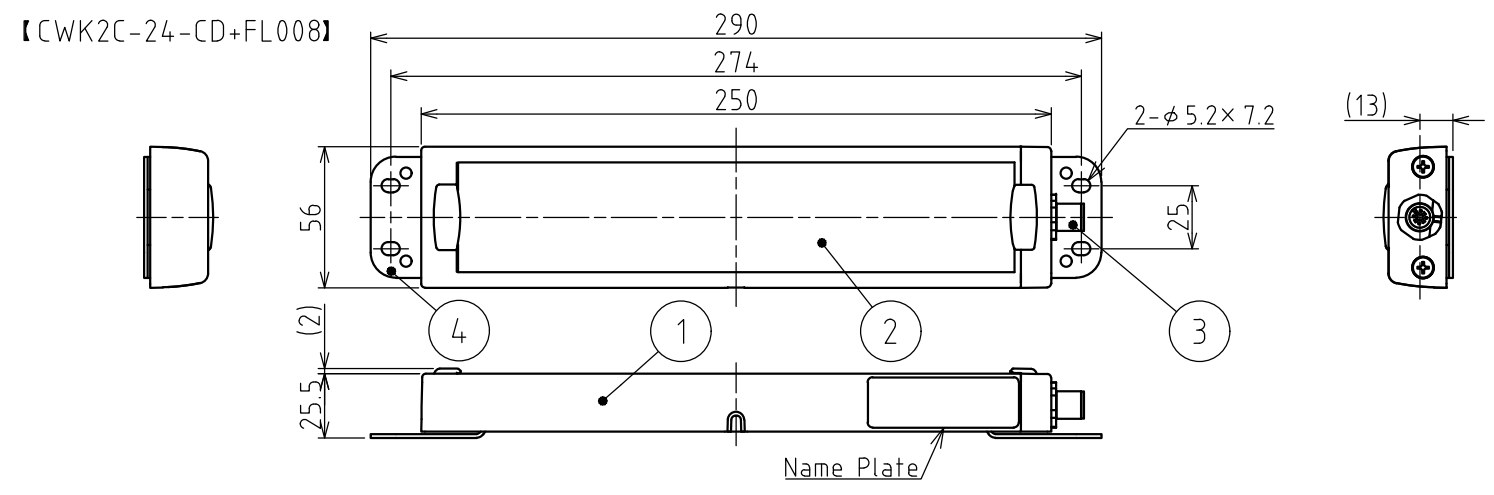


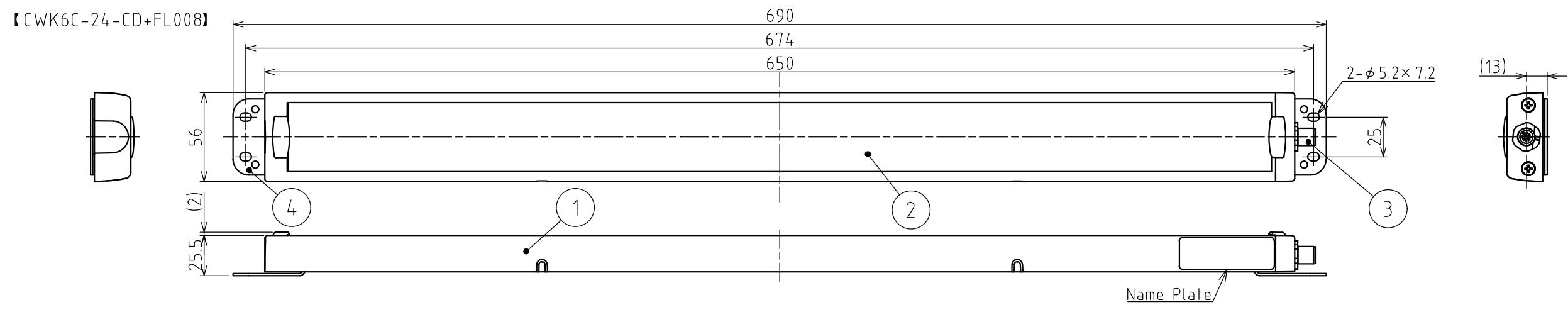
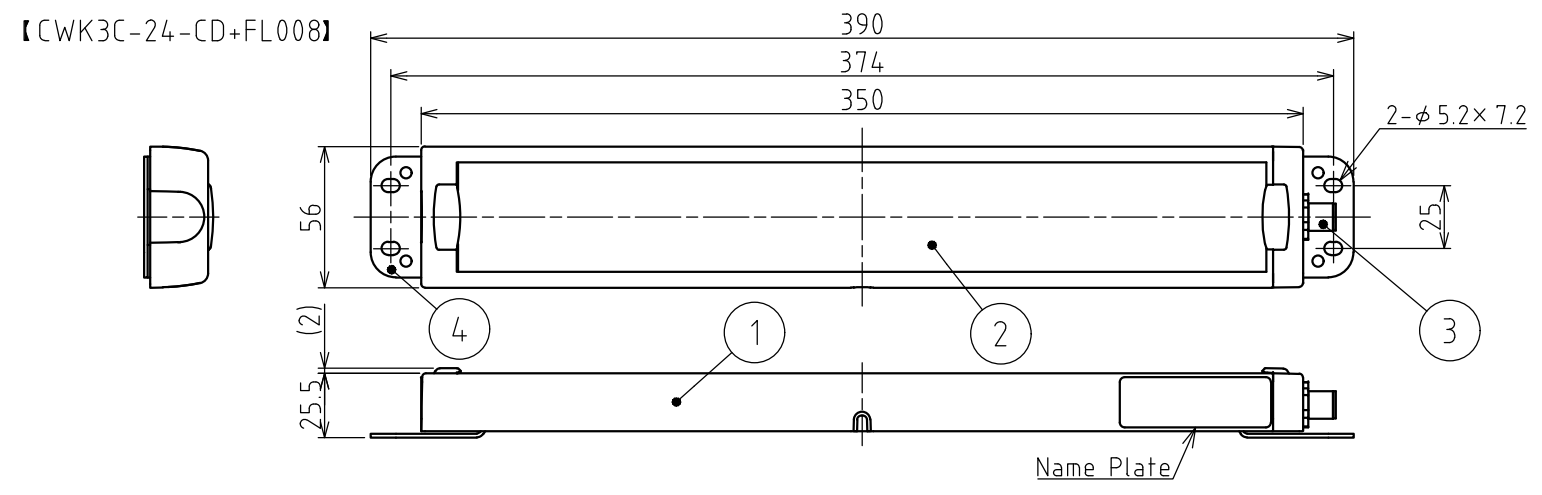
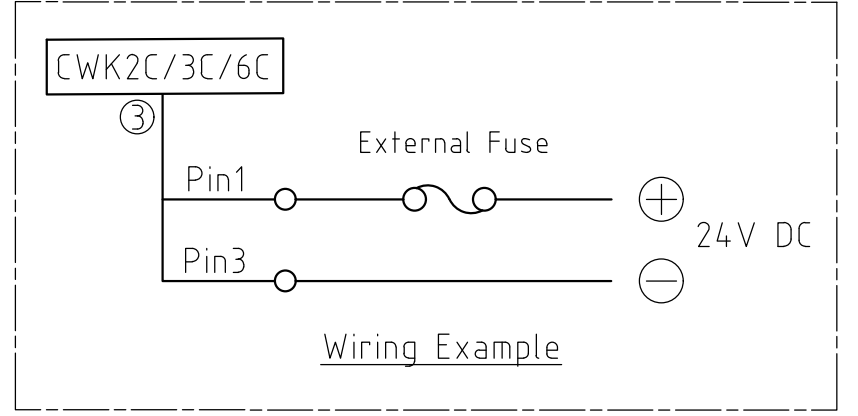
<h1>SPECIFICATIONS</h1>

[General Specifications]

Product Name	LED Work Light		
Model	CWK2C-24-CD+FL008	CWK3C-24-CD+FL008	CWK6C-24-CD+FL008
Color Code	CD		
Luminous Color	Daylight		
Color Temperature (typ.)	6500 K		
Illuminance (typ.) (Center , at 24V DC)	1.0m	600lx	850lx
Total Luminous Flux (typ.)	800 lm	1200 lm	240 lm
Rated Voltage	24V DC (Polarized)		
Operating Voltage Range	Rated Voltage $\pm 10\%$		
Rated Current Consumption	360mA $\pm 10\%$	480mA $\pm 10\%$	960mA $\pm 10\%$
Rated Power Consumption	8.64W	11.52W	23.04W
Operating Ambient Temperature	-10°C to +50 °C		
Operating Ambient Humidity	Less than 90 % RH (No condensation)		
Main Unit Material	Body : Aluminum Alloy , Lens : Tempered Glass		
Mounting Location	Indoor		
Mounting Direction	All Directions		
Protection Rating	IP66G/67G (JIS C0920)		
Environmental Condition	The end of Cable not included		
Vibration Resistance	30Hz 20 m/s ² Back and Forth, Up and Down, Left and Right for 2hrs. Each		
Insulation Resistance	More than 5M Ω at 500VDC between live part and non-current carrying metallic part		
Withstand Voltage	500VAC applied for 1min between live part and non-current carrying metallic part without breaking insulation		
Mass (Tolerance $\pm 10\%$)	520g	670g	1150g
Outer Dimensions	Refer to the Outer Dimension Drawing		
Conformity Standards	Conforms to the CE requirements:EN 55015, EN 61000-6-2		
	RoHS Directive(DIRECTIVE 2011/65/EU)		
	UL Listed (File No.E306141)		
Remarks	<p>• Model Number Configuration</p> <p style="text-align: center;">CWK C - 24 - CD + FL008</p> <p style="margin-left: 40px;">↑</p> <p style="margin-left: 40px;">● Light Unit Length 2 : 200mm 3 : 300mm 6 : 600mm</p> <p>※1 Specifications and dimensions may change without prior notice for improvements, etc.</p> <p>※2 Due to the characteristics of the LED, color temperature, brightness and hue will differ for every LED and every product.</p> <p>※3 This product's illuminance may be affected when used in airtight conditions.</p>		



Pin Assignment
③ M12 Plug



Note
1. For wiring, it is recommended to use the Recommended Cable.

Recommended Cable

Order No.	Model	Manufacturer
1668124	SAC-4P-5,0-PUR/M12FS	Phoenix Contact Corp.

番号 No.	部品名 Part Name	数量 Qty.	記事 Remarks
4	Bracket	2	Stainless
3	M12 Plug	1	
2	Glass (Lens)	1	Tempered Glass
1	Body	1	Aluminium Alloy

機種 Model	CWK2C/3C/6C-24-CD	特注No. S.P.No.	FL008	図名 Name	Outer Dimensions Drawing
-------------	-------------------	------------------	-------	------------	--------------------------