

GAST®

PRODUCT LINE OVERVIEW

we move the air that moves your world



WHY CHOOSE GAST?

OVER A CENTURY OF QUALITY AIR-MOVING HISTORY

Since 1921, Gast Manufacturing, Inc. has been a leader in the design and manufacturing of quality air-moving products. We specialize in offering cost effective solutions for a wide variety of industries including industrial manufacturing, healthcare, and environmental cleanup applications.

COMPREHENSIVE PRODUCT PORTFOLIO

Gast's wide array of pneumatic products include vacuum pumps, compressors, air motors, gear motors, vacuum generators and regenerative blowers - all tailored to meet the many challenging applications of our customers. Our products are trusted to operate in critical applications, due to their advanced performance and durability. To virtually eliminate downtime, they're also designed for ease of serviceability and many are equipped with dual-voltage motors - making them the most versatile products in the industry.

LEADING THE INDUSTRY

Gast has extensive knowledge of the pneumatic industry and our customer's needs continually drive the development of new and innovative products.

COMMITTED TO CUSTOMER SERVICE

Gast provides the support and service our customers can count on. From initial inquiry through dedicated after sales support, Gast can be counted on to be there when needed.

STATE OF THE ART PNEUMATICS LAB

Our industry leading pneumatics lab provides a full range of onsite product testing capabilities.. We use our capability not only to continually improve our own product, but we actively work with our customers to provide assistance as they develop their own new products.



PROUDLY DESIGNED &
MANUFACTURED IN

BENTON HARBOR

MICHIGAN USA

WITH FOREIGN & DOMESTIC PARTS

GAST®

GAST®



www.gastmfg.com

PERFORMANCE OVERVIEW

ROTARY VANE



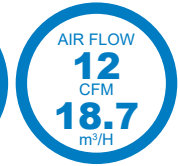

- Oilless or lubricated
- Low vibration
- Pulse-free air delivery
- Extra quiet AT Series



ROCKING PISTON



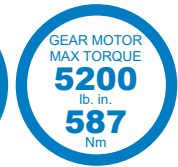

- Oilless
- Quiet operation
- Lightweight
- Corrosion resistant




AIR MOTORS/ GEAR MOTORS






- Variable speed
- Non-electrical sparking
- Cool running
- Compact, portable
- Mount in any position



DIAPHRAGM





- Oilless
- Quiet operation
- Compact, lightweight
- High efficiency
- Corrosion resistant



PISTON




- Oilless
- Rugged construction
- Corrosion resistant



REGENERATIVE BLOWERS




- Oilless
- Mount in any position
- Continuous, non-pulsating air flow



JUN-AIR SYSTEMS



- Oilless
- Quiet operation
- Instantaneous supply of pressure/vacuum



Rotary Vane

Typical Applications

- Breathing air supply
- Packaging
- Graphic arts
- Pond & sewer aeration
- Vacuum hold-down
- Air sampling
- Food processing equipment
- Laboratory use
- Soil sparging
- Vacuum forming

PRESSURE
15
psig
1.0
bar

VACUUM
28
inHg
65
mbar

AIR FLOW
55
CFM
93.5
m³/H



Sliding, flat vanes in an eccentric-mounted rotor are flung outward against the bore of the pump to generate pressure and vacuum in a rotary vane pump.

- Oilless or lubricated models
- Low vibration
- Pulse-free air delivery
- Extra quiet AT Series
- Long, service-free life

- Electric motors are dual frequency, multi-voltage AC for worldwide applications.
- A complete line of accessories available

	Model/Series	Power Rating		Free Air Flow				Maximum Pressure		Maximum Vacuum	
		60 Hz		CFM		m3/h		psi	bar	inHg	mbar
		hp	kW	50 Hz	60 Hz	50 Hz	60 Hz				
Motor Mounted Models	0523	1/4	0.19	4.00	4.50	6.80	7.70	10	0.7	26.5	115
	0532	1/15	0.05	0.44	0.60	0.75	1.00	15	1.0	20.0	335
	0823	3/4	0.55	6.70	8.00	11.40	13.60	10	0.7	26.5	116
	1023	3/4	0.56	8.30	10.00	14.10	17.00	10	0.7	26.5	115
	*1423	1	0.75	11.50	13.00	19.50	22.00	10	0.7	26.5	115
	AT05	1/4	0.18	-	3.8-4.8	-	6.5-8.2	5	0.3	20	336
Separate Drive Models	1550	3/4	0.55	11.5	14.5	19.5	24.6	15	1.0	24	201
	1065-2565	1/2 - 1 1/2	0.37 - 1.1	7.3 - 16.5	8.5 - 21	12.4 - 28	14.4 - 35.7	-	-	28	65
	2067-2567	1 - 1 1/2	0.74 - 1.1	14 - 17	17 - 21	23.8 - 28.9	28.9 - 35.7	15	1.0	28	65
	3040	2	1.5	31	40	52.7	68	10	0.7	20	335
	6066	5	3.7	45	55	76.5	93.4	15*	1.0	25	167

* Standard model performance. Soil sparging model capable of 20 psi

PRESSURE
175
psig
12
bar

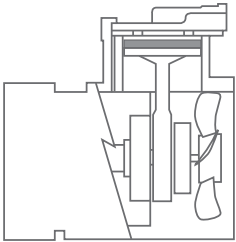
VACUUM
29.5
inHg
14
mbar

AIR FLOW
12
CFM
18.7
m³/H

Rocking Piston

Typical Applications

- Dental Compressors
- Eye surgery equipment
- Ventilation equipment
- Surgical aspiration equipment
- Nitrogen generators
- Lab test equipment
- Dry Sprinkler
- Beverage Dispensing
- Cable Pressurization
- Vacuum Mixing
- Oxygen concentrators



In a reciprocating motion, a flexible cup mounted on top of the connecting rod creates vacuum or pressure as the cup maintains a seal against the cylinder walls in a rocking motion.

- Oilless – ideal for use in medical, dental, laboratory, and food applications
- Rugged construction
- Quiet operation
- Dual frequency motors

- Air flows up to 5.5 cfm, pressure to 175 psi and vacuum capabilities to 29.5 in-HG
- Corrosion resistant models, tank models, and a complete line of recommended accessories available

	Model/Series	Power Rating		Free Air Flow				Maximum Pressure				Maximum Vacuum	
		60 Hz		CFM		m ³ /h		psi		bar		Hg	mbar
		hp	kW	50 Hz	60 Hz	50 Hz	60 Hz	50 Hz	60 Hz	50 Hz	60 Hz		
Standard Motor Mounted Models	LOA (PSC)	1/16	0.05	0.4	0.5	0.7	0.8	100	100	6.9	6.9	26.0	133.0
	LOA (DC)	1/10	0.07	-	-	-	-	-	-	-	-	27.0	99.0
	LAA	1/6	0.12	0.65	0.75	1.1	1.3	-	-	-	-	29.0	31.0
	71R (TWIN CYL)	3/4	0.55	3.3	4.5	5.6	7.6	100	100	6.9	6.9	28.0	65.0
	71R (TWIN CYL - HIGH PRESS)	3/4	0.55	1.6	1.9	2.7	3.2	175	175	12.1	12.1	-	-
	72R	3/4	0.55	5.30	6.20	9.00	10.50	50	3.5	3.4	0.2	-	-
	72R (Vacuum)	3/4	0.55	4.60	5.40	7.80	9.20	-	-	-	-	28.0	65.0
	86R	1/4 - 1/2	0.18 / 0.37	1 - 3.1	1.1 - 3.8	1.7 - 5.3	1.9 - 6.5	100 - 125	100 - 125	6.9 - 8.6	6.9 - 8.6	27.5	82.0
	86R SSP	1/4 - 1/2	0.18 / 0.37	1.6 - 4.9	2.0 - 5.3	2.7 - 8.3	3.4 - 9.0	30 - 125	30 - 125	2.1 - 8.6	2.1 - 8.6	29.5	14.0
	86R SSV	1/4 - 1/2	0.18 / 0.37	1.6 - 4.9	2.0 - 5.3	2.7 - 8.3	3.4 - 9.0	30 - 125	30 - 125	2.1 - 8.6	2.1 - 8.6	29.5	14.0
	87R	1/4 - 1/2	0.18 / 0.37	6.12	7.31	10.4	12.4	125	125	8.6	8.6	24.8	173.0
	87R SSP	1/2	0.18 / 0.37	3.6 - 4.8	4.3 - 4.8	6.1 - 8.2	7.3 - 8.2	30 - 125	30 - 125	2.1 - 8.6	2.1 - 8.6	-	-
	87R SSV	1/2	0.18 / 0.37	4.8	4.8	8.2	8.2	30	30	2.1	2.1	24.8	173.0
120R	2	1.47	10	12	17.0	20.4	145	145	10	10	-	-	



Air Motors/ Gear Motors

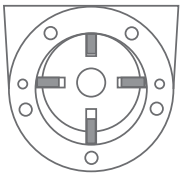

Typical Applications

- Mixing equipment
- Conveyor drives
- Pump drives
- Food packaging
- Pharmaceutical packaging
- Hoists and winches
- Hose reels
- Fiberglass choppers
- Tension devices
- Turntables

AIR MOTOR
9
HP
7.1
kW

VARIABLE
SPEEDS
10000
RPM

GEAR MOTOR
MAX TORQUE
5200
lb. in.
587
Nm



Compressed air into an air motor forces the sliding vanes out of the eccentric-mounted rotor. An extended shaft on the rotor spins to perform the work.

- Available in lubricated or non-lubricated models
- Variable speed
- Non-electrical sparking
- Cool running
- Compact and portable
- Operate in all positions

- Mounting flexibility -hub, foot, face, NEMA C-Flange, or Metric D Series interface mountings and clockwise, counter-clockwise, or reversible rotations

	Model / Series	Maximum Speed		Max Line Pressure		Output Power		Torque @ Max Speed		Maximum Air Consumption		Maximum Torque	
		rpm	psi	bar	hp	kW	in-lb	Nm	CFM	m ³ /h	in-lb	Nm	
		Air Motors	1AM	10,000	100	7	0.45	0.33	2.75	0.31	20.5	34.8	5.6
	1UP	6,000	80	5.5	0.45	0.33	5.00	0.56	27	45.9	6	0.68	
	2AM	3,000	100	7	0.93	0.68	19.5	2.2	30	51	26.1	2.9	
	2AM Non-Lube	2,000	80	5.5	0.55	0.40	15	1.7	20	34	20	2.3	
	4AM	3,000	100	7	1.7	1.3	35	4.0	78	132.5	56	6.3	
	4AM Non-Lube	2,000	80	5.5	1.05	0.77	34	3.8	43	73	44	5.2	
	6AM	3,000	100	7	4.0	2.9	80	9.0	128	217.5	115	13	
	8AM	2,500	100	7	5.0	3.7	132	14.9	175	297.3	175	19.8	
	16AM	2,000	100	7	9.0	6.6	290	32.8	275	467.2	372	42	

	Model / Series	Gear Ratio	Maximum Speed		Max Line Pressure		Output Power		Torque @ Max Speed		Maximum Air Consumption		Maximum Torque	
			rpm	psi	bar	hp	kW	ft-lb	Nm	CFM	m ³ /h	ft-lb	Nm	
Gear Motors	1AM-NRV	15:1	350	100	7	0.34	0.25	5.2	7.1	21.0	36	6	8.1	
	1UP-NRV	15:1	400	80	5.5	0.32	0.24	7	9.5	21	36	8	10.8	
	4AM-RV	10:1	300	80	5.5	1.26	0.93	22	30	57.5	98	35.4	48.0	
	4AM-RV	15:1	200	80	5.5	1.25	0.92	33	45	60	102	53	71.9	
	4AM-70C	20:1	150	100	7	1.17	0.86	41	56	71	121	62	84.0	
	4AM-70C	40:1	75	100	7	0.95	0.70	67	91	71	121	105	142.4	
	4AM-70C	60:1	50	100	7	0.82	0.60	86	117	71	121	136	184.4	
	16AM-13	20:1	100	100	7	6.50	4.78	348	472	275	467	431	584.4	
	MVP02 (GM)	19:1	175	100	7	0.75	0.55	29	39	51	87	32	43.4	
	MVP05 (GM)	9:1	400	100	7	3.0	2.2	38	52	70	119	52	70.5	
	MVP05 (GM)	15:1	450	80	5.5	3.0	2.2	34	46	70	119	84	113.9	
	MVP06 (GM)	20:1	325	80	5.5	4.0	2.94	75	102	130	221	124	168.1	

PRESSURE
60
psig
4.2
bar

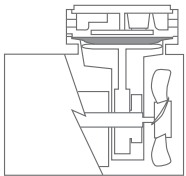
VACUUM
29
inHg
31
mbar

AIR FLOW
3.8
CFM
6.5
m³/H

Diaphragm

Typical Applications

- Blood analysis
- Respirators/nebulizers
- Vacuum pad hold-down
- Dental/surgical
- Graphic arts equipment
- Air and gas analysis
- Breast pumps
- Sterilizers
- Air brushes
- Oil atomizers
- Lab equipment
- Aspirators



In reciprocating motion, with a short stroke, the diaphragm at the top of the connecting rod flexes up and down in a closed chamber, creating pressure or vacuum.

- Oilless
- Rugged construction
- Quiet
- Cooler air output
- Easy maintenance
- Compact, lightweight
- Corrosion resistant
- Low power consumption
- Standard, twin, and miniature styles
- Electric motors available in dual frequency, shaded pole, and permanent split capacitor (psc) versions as well as AC multi-voltages for worldwide applications
- 4 - 24 volt DC options on the miniature styles

	Model/Series	Power Rating		Free Air Flow	Maximum Pressure		Maximum Vacuum	
		60 Hz			psi	bar	inHg	mbar
		hp	kW	LPM				
Standard Diaphragm Models	MOA (AC/DC)	1/8	0.09	1.36	50	3.4	24	200
	MAA (AC)	1/8	0.09	2.68	50	3.4	28.5	48
	DOA (AC/DC)	1/3	0.25	3.32	60	4.1	25.5	150
	DAA (AC)	1/15	0.05	6.46	60	4.1	29	31
Miniature Diaphragm Models	10D (DC)	-	-	3.8	15	1.0	15	505
	15D (DC)	-	-	4.3	15	1.0	14	539
	15D (DC)	-	-	7.0	20	1.4	20	336
	22D (AC)	1/20	0.04	26.3	25	1.7	23	234
	22D (DC)	1/8	0.09	36.8	25	1.7	22.5	251



Piston

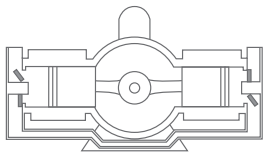
PRESSURE
125
 psig
8.8
 bar

VACUUM
28.5
 inHg
48
 mbar

AIR FLOW
11
 CFM
18.7
 m³/H

Typical Applications

- Cable pressurization
- Tire inflators
- Air suspension
- Beverage dispensing
- Door closures
- Power spraying
- Spray painting



In reciprocating motion, the piston moves up and down or back and forth inside a cylinder creating pressure or vacuum.

- Oilless
- Rugged construction
- Long, service-free life
- Corrosion resistant
- Motor-mounted or separate drive styles
- Dual frequency, AC multi-voltage, 3 phase, 12 and 24 volt DC options also available
- Tank-mounted piston compressors come in tank sizes ranging from 2 to 60 gallons
- A complete line of recommended accessories also available

	Model/Series	Power Rating		Free Air Flow				Maximum Pressure		Maximum Vacuum		Tank Avail.
		60 Hz		CFM		m3/h		psi	bar	inHg	mbar	
		hp	kW	50 Hz	60 Hz	50 Hz	60 Hz					
Standard Motor Mounted Models	1L	1/6	0.12	1.5	1.5	2.55	2.55	50	3.5	-	-	Yes
	2L	1/4	0.18	2.4	2.4	4.1	4.1	50	3.5	-	-	Yes
	3L	1/3	0.25	3.1	3.1	5.3	5.3	50	3.5	-	-	Yes
	4L	1/2	0.37	4.5	4.5	7.6	7.6	50	3.5	-	-	Yes
	5L	3/4	0.55	5.4	5.4	9.2	9.2	50	3.5	-	-	Yes
	6L	1	0.74	6.3	6.3	10.7	10.7	50	3.5	-	-	Yes
	7L	1 1/2 - 2	1.1 - 1.5	10.2	10.2	17.3	17.3	50	3.5	-	-	Yes
	8L	2	1.5	9.1	12.4	15.5	21.1	50	3.5	-	-	Yes
	1H	1/6	0.12	1.3	1.3	2.2	2.2	100	7.0	-	-	Yes
	2H	1/4	0.18	2.1	2.1	3.6	3.6	100	7.0	-	-	Yes
	3H	1/3	0.25	2.4	2.4	4.1	4.1	100	7.0	-	-	Yes
	4H	1/2	0.37	3.5	3.5	5.9	5.9	100	7.0	-	-	Yes
	5H	3/4	0.55	4.7	4.7	8.0	8.0	100	7.0	-	-	Yes
	6H	1	0.74	5.4	5.4	9.2	9.2	100	7.0	-	-	Yes
	7H	1 1/2 - 2	1.1 - 1.5	9.1	9.1	15.5	15.5	100	7.0	-	-	Yes
	8H	2	1.5	11	11	18.7	18.7	100	7.0	-	-	Yes
	IVAF	1/6	0.12	1.49	1.80	2.53	3.06	-	-	27.5	82	No
4VSF	1/2	0.37	3.38	4.2	5.75	7.1	-	-	28.5	48	No	
4VCF	1/2	0.37	4.15	5.00	7.06	8.50	-	-	27.5	82	No	
5VDF	1 1/2	1.1	8.72	10.50	14.82	17.85	-	-	27.5	82	No	
Separate Drive Models	PCA	1.7	1.25	6.1		10.4		125	8.8	-	-	No

PRESSURE
152
inH₂O
385
mbar

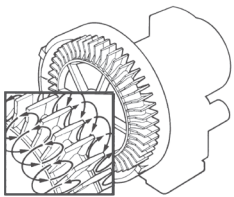

VACUUM
120
inH₂O
300
mbar

AIR FLOW
1350
CFM
2294
m³/H

Regenerative Blowers

Typical Applications

- Air tables
- Solution and media agitation
- Vacuum hold-down and pickup
- Air blow-off
- Soil and ground water remediation
- Carton forming and packaging
- Lab filtration
- Sewage aeration
- Materials handling
- Aquaculture
- Pneumatic conveying



A certain amount of air slips past each impeller blade during rotation and returns to the base of a succeeding blade for reacceleration – “regenerative.”

- For high volume vacuum or compressed air applications
- Motor-mounted and separate drive models
- TEFC electric motors are UL and CSA certified on several models (see chart) and come in single and three-phase, dual frequency, and multi-voltage versions

- Special models with explosion-proof motors, 13/5 (0.6) to 10 HP, are designed for soil vapor extraction applications. Consult Distributor or Factory for details (not shown on chart)
- A complete line of recommended accessories available

	Model/ Series	Power Rating		Free Air Flow				Maximum Pressure				Maximum Vacuum			
		60 Hz		CFM		m ³ /h		inH ₂ O		mbar		inH ₂ O		mbar	
		hp	kW	50 Hz	60 Hz	50 Hz	60 Hz	50 Hz	60 Hz	50 Hz	60 Hz	50 Hz	60 Hz	50 Hz	60 Hz
Standard Motor Mounted Models	R1	1/8	0.09	23	27	39	46	21	28.5	52	71	20	26.5	50	66
	R2	1/3, 1/2	0.25, 0.37	33	42	56	71	30	39	75	97	25	35	62	87
	R3	1/2	0.37	43	52 - 53	73	88-90	35 - 78	43 - 55	87 - 194	107 - 137	28 - 35	40 - 50	70 - 87	100 - 125
	R4	1	0.74	74	92	126	156	38	52	95	130	34	48	85	120
	R4P	1 1/2	1.1	110	127	187	216	47 - 50	63 - 65	117 - 125	157 - 162	43 - 45	59 - 60	107 - 112	147 - 149
	R5	2 1/2	1.84	133	160	226	272	50	65	125	162	47	60	117	149
	R6	1 1/2 - 5	1.1 - 3.7	180	215	306	365	35 - 78	40 - 105	87 - 194	100 - 262	45 - 70	45 - 88	112 - 174	112 - 219
	R6P	5 1/2	4.0	235 - 245	280 - 290	399 - 416	476 - 493	50 - 85	30 - 110	125 - 212	75 - 274	60 - 70	35 - 90	149 - 174	87 - 224
	R7	10	7.35	350	420	595	714	115	100 - 125	286	249 - 311	90	95 - 110	224	237 - 274
	R7P	18	13.2	666	795	1132	1351	90	105	224	262	85	95	212	237
	R9	15	11	585	680	994	1155	125	125	311	311	105	115	262	286
R9P	30	22.1	585	1350	1937	2294	110	125	274	311	100	110	249	274	
Separate Drive Models	SDR4	4	2.94	147		128		110		275		90		225	
	SDR5	10	7.35	240		408		152		385		120		300	



JUN-AIR SYSTEMS

Our JUN-AIR brand supplies clean and quiet air – a complete compressed air solution. The JUN-AIR line comes in a variety of cabinet, uncovered, as well as dryer equipped models, providing versatility to various applications and possibilities.

PRESSURE
116
psig
8
bar

AIR FLOW
9
CFM
255
m³/H



MODEL LETTER GUIDE

- B - Basic (Uncovered)
- Q - Includes Dryer
- M - Cabinet

Model Number	Free Air Flow Rate				Amps		Max Pressure		Pressure of 145 psi/10 bar*	Flow at Max Pressure				Operating Voltage		Tank Size Liters/Gallons
	CFM		LPM		50 Hz	60 Hz	psi	bar		CFM		LPM		50 Hz	60 Hz	
	50 Hz	60 Hz	50 Hz	60 Hz						50 Hz	60 Hz	50 Hz	60 Hz			
86R-4B	1.2	1.41	34	40	1.7	1.1/2.1	116	8	-	0.44	0.52	12.5	15	230	240/110	4/1.1
87R-4B	2.89	3.21	82	91	2.5	2.8/5.7	116	8	-	1	1.2	28	34	230	240/110	4/1.1
87R-4P	1.2	1.41	34	40	1.7	1.1/2.1	116	8	-	1	1.2	28	34	230	240/110	4/1.1
87R-15B	2.89	3.21	82	91	2.5	2.8/5.7	116	8	-	1	1.2	28	34	230	240/110	15/4.0
87R-25B	2.89	3.21	82	91	2.5	2.8/5.7	116	8	-	1	1.2	28	34	230	240/110	25/6.6
OF301-4B	1.9	2.4	54	68	2.1	2.2/4.1	116	8	-	0.74	0.81	21	23	230	240/110	4/1.1
OF302-4B	3.81	4.87	108	138	3.8	4.1/6.6	116	8	Yes	1.34	1.55	38	44	230	240/110	4/1.1
OF302-15B	3.81	4.87	108	138	3.8	4.1/6.6	116	8	Yes	1.34	1.55	38	44	230	240/110	15/4.0
OF302-25B	3.81	4.87	108	138	3.8	4.1/6.6	116	8	Yes	1.34	1.55	38	44	230	240/110	25/6.6
OF302-25M	3.81	4.87	108	138	3.8	4.1/6.6	116	8	Yes	1.34	1.55	38	44	230	240/110	25/6.6
2xOF302-40B	7.62	9.7	216	276	7.6	8.2/13.2	116	8	Yes	2.68	3.11	76	88	230	240/110	40/10.6
2xOF302-40M	7.62	9.7	216	276	7.6	8.2/13.2	116	8	Yes	2.68	3.11	76	88	230	240/110	40/10.6
OF302-25BQ2	3.81	4.87	108	138	3.8	4.1/6.6	116	8	Yes	1.06	1.27	30	36	230	240/110	25/6.6
OF302-25MQ2	3.81	4.87	108	138	3.8	4.1/6.6	116	8	Yes	1.06	1.27	30	36	230	240/110	25/6.6
2xOF302-40BQ2	7.62	9.7	216	275	7.6	8.2/13.2	116	8	Yes	2.12	2.5	60	70	230	240/110	40/10.6
2xOF302-40MQ2*	7.62	9.7	216	275	7.6	8.2/13.2	116	8	Yes	2.12	2.5	60	70	230	240/110	40/10.6
120R-40B*	8.7	9.7	246	275	8	10	116	8	Yes	4.9	5.7	139	161	230	240	40/10.6
120R-40BQ3*	7.1	8	202	225	8	10	116	8	Yes	4.4	4.7	125	133	230	240	40/10.6
120R-40M*	7.3	8.2	207	232	8	10	116	8	Yes	4.2	4.8	112	133	230	240	40/10.6
120R-40MQ3*	7.1	8	202	225	8	10	116	8	Yes	4	4.7	99	110	230	240	40/10.6
2x120R-40M*	12	13	340	368	16	20	116	8	Yes	8	9	227	255	230	240	40/10.6
2x120R-40MQ6*	10	11.6	283	329	16	20	116	8	Yes	4.8	6	136	170	230	240	40/10.6
2x120R-90BQ6*	10.5	12	297	340	16	20	116	8	Yes	6	7	170	198	230	240	40/10.6

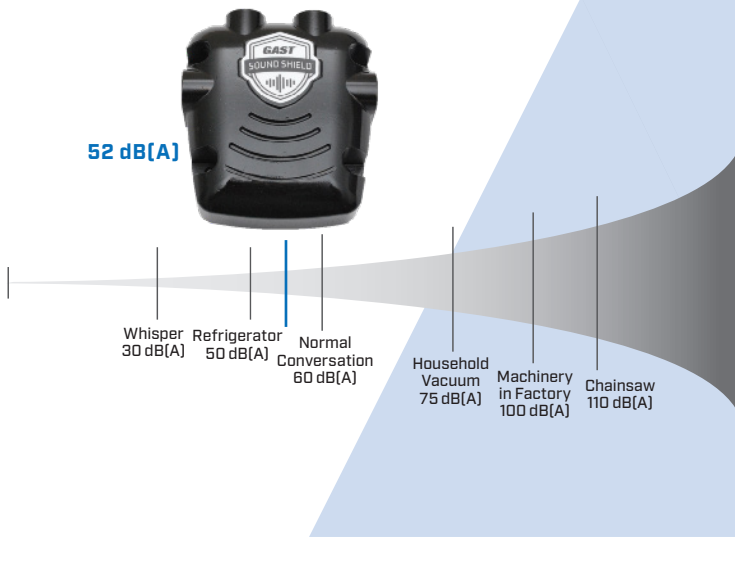
*Operation is possible with reduced flow and service life

EXCLUSIVE NEW SOUND SHIELD TECHNOLOGY

The effective, easy and cost-friendly way to reduce the noise of equipment powered by air.



The new Sound Shield from Gast Manufacturing is the only technology of its kind. It significantly reduces sound levels and perceived loudness of the Gast 86R & 87R families of pumps and compressors without affecting their performance. By dampening equipment pump noise, Sound Shield creates a quieter, more pleasant working environment – increasing user comfort and productivity.



Sound Shield is a sound investment for your business.

This industry-leading, patent pending technology returns these exclusive benefits:



DRAMATICALLY REDUCED PEAK SOUND LEVELS.

Sound Shield delivers up to a 25% dB(A) drop and a 40% Sone decrease in perceived loudness at open flow compared to a standard Gast pump.



SIMPLE INSTALLATION.

Sound Shield technology was designed to be easily retrofitted in the field or at our facility. For convenience, all parts are kitted – down to the screws – and installation takes just four steps using three common tools.



NO EFFECT ON COMPRESSOR OR PUMP PERFORMANCE AND LIFE.

A Gast compressor or pump upgraded with Sound Shield technology maintains 95% of the air flow of a standard model. Maximum pressure, vacuum and running temperature are not affected, and product life is maintained.



REDUCED HASSLE AND COMPLEXITY.

Sound Shield is a simple, integrated solution from a single supplier. It eliminates the need to source, purchase and install additional sound reduction components such as foam insulation, mufflers, covers or cabinets.

Whether Sound Shield is installed on the manufacturing line or as a retrofit at your product location, it's what real innovation and increased market share sound like. **Contact us to learn more.**

OVER A CENTURY OF PNEUMATIC EXPERTISE.

You can trust your product and your brand to Gast — we bring more than 100 years of air-moving excellence to your project. Our team's unsurpassed pneumatic expertise is reflected in the quality of our products. From design, production to after sales support.



GAST[®]



SWAutomatik

Stig Wahlström Automatik AB

Head Office: Stig Wahlström Automatik AB | Phone: +46 8 620 33 20 | Box 64 | SE-123 22 Farsta | Sweden
Visiting address | Mårbackagatan 27

Gävle office/ Warehouse: Stig Wahlström Automatik AB | Phone: +46 26 188 100 | SE-802 91 Gävle | Sweden
Visiting address | Rälsgatan 6A |