

## PRODUCT SPECIFICATIONS

MODEL NO.	MOTOR	DUTY	AMP		RPM		HP	kW	NET WT.		CAPACITOR	
			60HZ	50HZ	60HZ	50HZ			lbs.	kg	mfd.	VOLT
86R145-101-N270X	100-120/200-240 (60Hz)	50 PSI MAX./ MAX. VAC.	2.6/1.4	3.3/1.7	1725	1425	1/4	0.19	14.9	6.8	30	370
	100-120/200-240 (50Hz)											
	110-120/220-240 (60Hz)	100 PSI MAX.	2.9/1.6	3.5/2.0								

SOUND LEVEL LESS THAN 65 db(A)

NORMAL AMBIENT +5 °C - +40 °C

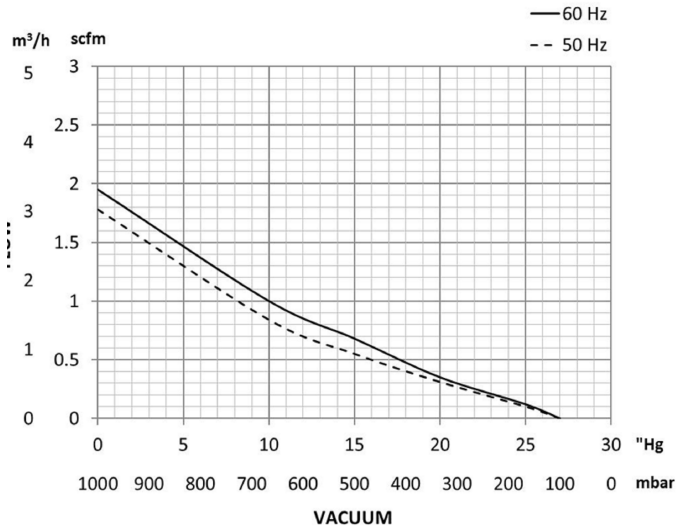
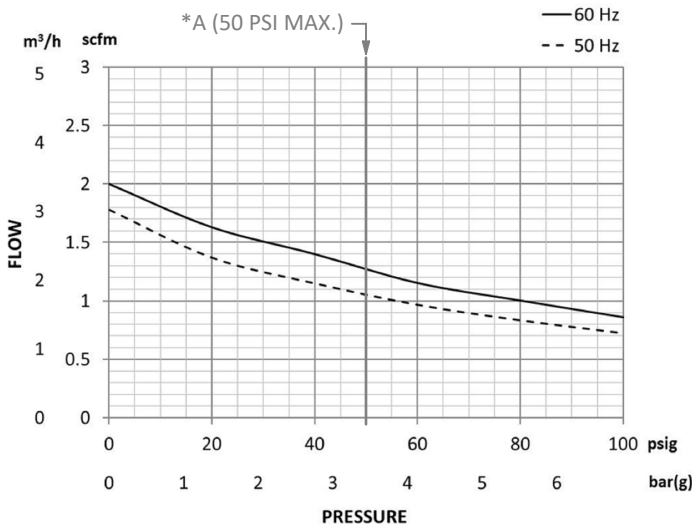
RELATIVE HUMIDITY 20% - 80%

ENVIRONMENT CLEAN DUST FREE

NOTES:

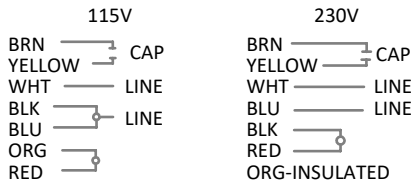
1. TECHNICAL DATA SUBJECT TO CHANGE WITHOUT NOTICE.
2. THIS PUMP MUST BE INSTALLED IN AN ENCLOSURE.
3. ALL DIMENSIONS ARE FOR REFERENCE ONLY.
4. KIT P/N: K961.

**PRODUCT PERFORMANCE:** \*A: FOR VOLTAGE 100-120/200-240, 50 & 60 Hz PERFORMANCE CURVE IS 50 PSI MAX., AND VAC. DUTY.  
 B: FOR VOLTAGE 110-120/220-240, 50 & 60 Hz PERFORMANCE CURVE IS 100 PSI MAX.

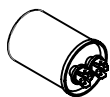
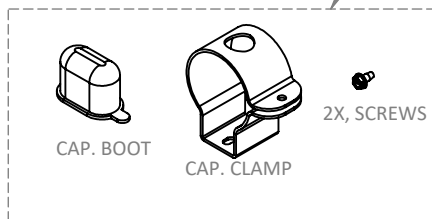


## PRODUCT DIMENSIONS:

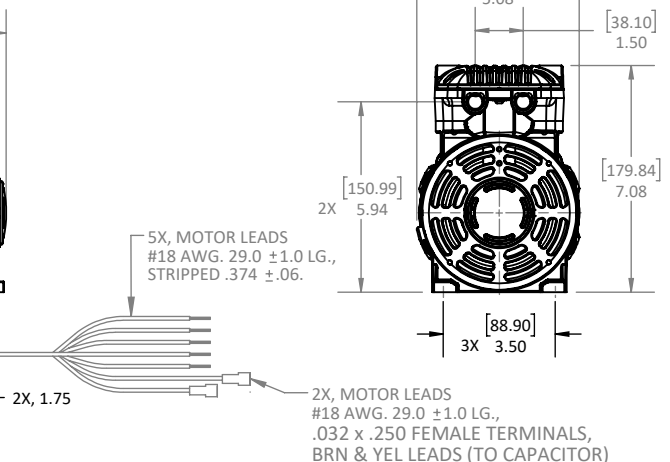
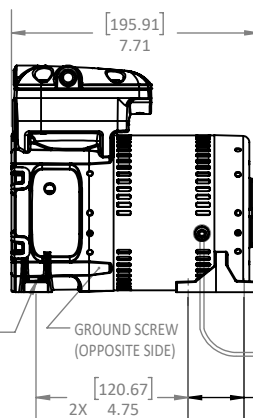
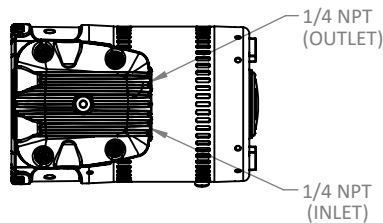
### WIRING DIAGRAM



CAPACITOR MOUNTING KIT  
 TO BE SHIPPED UNATTACHED.



CAPACITOR TO BE SHIPPED UNATTACHED



6X, 1/4-20  
 TAPPED HOLES

GROUND SCREW  
 (OPPOSITE SIDE)