

# 2MM

## Motor Protector/Thermal Cut-Out

### Introduction

Sensata Technologies builds the 2MM motor protector to meet almost any requirement of protection in a wide range of small motors, small transformers, solenoids, etc.. This compact motor protector is the best solution to protect the wide variety of motors used in industrial and domestic appliances against locked rotor and overload situations.



### Design and Operating Principles

The motor protector 2MM consists of a metal housing that holds and protects the inner components against infiltration as well as mechanical deformation.

The can contains the calibrated Klixon® disc carrying a silver contact. The fixed contact is placed on the opposite side, separated from the terminal by an insulator. The 2MM is available in two versions: with epoxy insulation and with additional sleeve.

The operating principle of the 2MM is both simple and effective. A current flows through the resistive Klixon® bimetal disc. When a fault condition occurs, the increased current and ambient temperature make the bimetal disc snap open the contacts. The contacts close again automatically as the device cools down to a safe running temperature.

### Applications

The 2MM operates as a sensitive safety cut-out for applications like:

- Small motors
- Coils
- Solenoid valves
- Transformers

In single phase motors it can be mounted directly in the main circuit to serve as on- or in-winding protector. It's compact size provides ease of installation, even in small spaces. At this time there is practically no small motor the 2MM cannot protect against overheating and overloading. Sensata Technologies 2MM provides you with a cost effective solution in terms of maximum quality and reliability.

## SPECIFICATIONS

<b>Standard Operating Temperature Range</b>	from 70°C - 160°C in 5K steps
<b>Tolerance on Open Temperature</b>	± 10K (UL type ±5, ±7)
<b>Max. Ambient Temperature 175°C</b>	175°C
<b>Differential</b>	20K minimum



Declarations

Declarations to EN60730-2-9		Declarations to EN60730-2-2 / EN60730-2-3
<b>Purpose of the Control</b>	Thermal Cut-Out	Thermal Motorprotector / Thermal Ballast Protector
<b>Construction</b>	Incorporated, non electric	
<b>Degree of Protection</b>	IP00	
<b>Terminals for Ext. Conductors</b>	For internal conductors only	
<b>Temperature Limits of the Switchhead</b>	175°C	
<b>PTI of Insulation Materials</b>	PTI 250	PTI 250
<b>Method of Mounting</b>	On-winding or by special means in the appliance	On-winding or by special means in the appliance
<b>Operating Time</b>	For continuous operation	
<b>Type of Action</b>	Type 2B	Type 3C / Type 2C
<b>Reset Characteristic</b>	Automatic	Automatic
<b>Extent of Sensing Element</b>	Whole control	
<b>Control Pollution Degree</b>	Epoxy version: Degree 3 Naked version: Degree 1	Epoxy version: Degree 3 Naked version: Degree 1

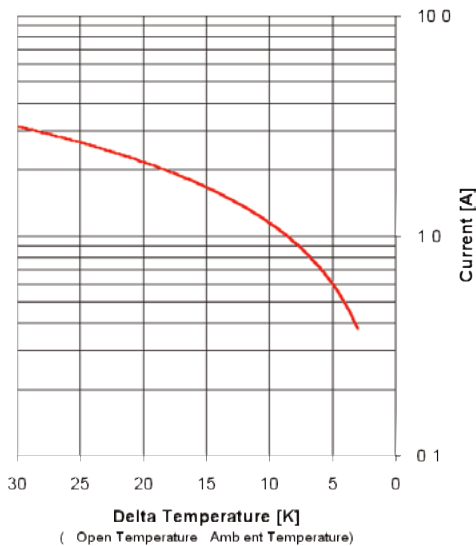
Maximum Contact Rating

7.0 (2.0) A 250 Vac (3.000 cycles)

Curves

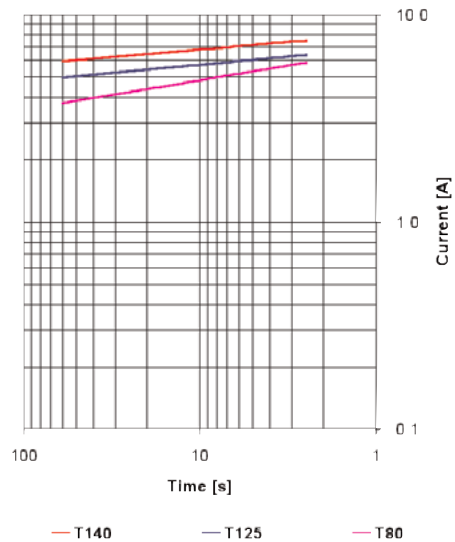
**Ultimate Trip Current vs. Ambient Temperature (non-circulating air)**

Approx. to be used for selecting samples for verification tests



**Average First Cycle Tripping Time vs. Current (ambient is 25°C)**

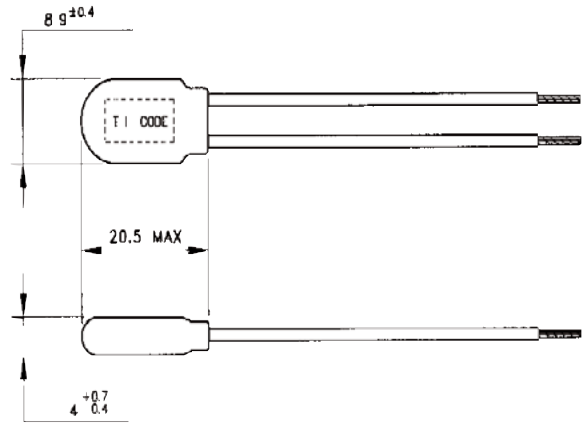
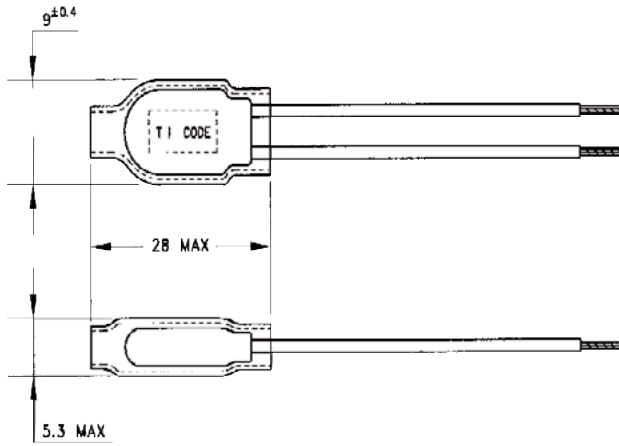
Approx. to be used for selecting samples for verification tests





## DIMENSIONS

Dimensions in mm [Inch]





# ORDERING OPTIONS

Example : (\*)2MMT/F XXX YYY

**(\*)2MMT/F**

**XXX**

**YYY**

### Family

- Blank:** Epoxy or Sleeve Epoxy Provided
- N:** Naked, No Epoxy or Sleeve Provided
- NS:** Naked, No Epoxy, but with Sleeve Provided
- C:** Naked, Sealed in Housing Provided

### Standard Opening Temperature

70, 75, 80, 85, 90, 95, 100, 105, 110, 115, 120, 125, 130, 135, 140, 145, 150, 155, 160

### Wire Lead Code\*\*

\*\* Size and length on customer request

(\*)2MMT: Open Temperature Tolerance  $\pm 7K$ ,  $\pm 10K$   
 (\*)2MMF: Open Temperature Tolerance  $\pm 5K$

Available also: Doublet and Triplet types



## AGENCY APPROVALS & CERTIFICATIONS



Agency	File Number	Standard	Note
<b>UL / C-UL</b>	E 15962	UL2111 / CSA C22.2 No. 77	Motor Protecting Device
<b>ENEC</b>	2014531.06	EN60730-2-9	Thermal Cut-Out
<b>ENEC</b>	2014531.06	EN60730-2-2	Thermal Motor Protector
<b>ENEC</b>	2014531.06	EN60730-2-3	Thermal Ballast Protector

Revised 03/15/18

Sensata Technologies, Inc. ("Sensata") data sheets are solely intended to assist designers ("Buyers") who are developing systems that incorporate Sensata products (also referred to herein as "components"). Buyer understands and agrees that Buyer remains responsible for using its independent analysis, evaluation and judgment in designing Buyer's systems and products. Sensata data sheets have been created using standard laboratory conditions and engineering practices. Sensata has not conducted any testing other than that specifically described in the published documentation for a particular data sheet. Sensata may make corrections, enhancements, improvements and other changes to its data sheets or components without notice.

Buyers are authorized to use Sensata data sheets with the Sensata component(s) identified in each particular data sheet. HOWEVER, NO OTHER LICENSE, EXPRESS OR IMPLIED, BY ESTOPPEL OR OTHERWISE TO ANY OTHER SENSATA INTELLECTUAL PROPERTY RIGHT, AND NO LICENSE TO ANY THIRD PARTY TECHNOLOGY OR INTELLECTUAL PROPERTY RIGHT, IS GRANTED HEREIN. SENSATA DATA SHEETS ARE PROVIDED "AS IS". SENSATA MAKES NO WARRANTIES OR REPRESENTATIONS WITH REGARD TO THE DATA SHEETS OR USE OF THE DATA SHEETS, EXPRESS, IMPLIED OR STATUTORY, INCLUDING ACCURACY OR COMPLETENESS. SENSATA DISCLAIMS ANY WARRANTY OF TITLE AND ANY IMPLIED WARRANTIES OF MERCHANTABILITY, FITNESS FOR A PARTICULAR PURPOSE, QUIET ENJOYMENT, QUIET POSSESSION, AND NON-INFRINGEMENT OF ANY THIRD PARTY INTELLECTUAL PROPERTY RIGHTS WITH REGARD TO SENSATA DATA SHEETS OR USE THEREOF.

All products are sold subject to Sensata's terms and conditions of sale supplied at [www.sensata.com](http://www.sensata.com) SENSATA ASSUMES NO LIABILITY FOR APPLICATIONS ASSISTANCE OR THE DESIGN OF BUYERS' PRODUCTS. BUYER ACKNOWLEDGES AND AGREES THAT IT IS SOLELY RESPONSIBLE FOR COMPLIANCE WITH ALL LEGAL, REGULATORY AND SAFETY-RELATED REQUIREMENTS CONCERNING ITS PRODUCTS, AND ANY USE OF SENSATA COMPONENTS IN ITS APPLICATIONS, NOTWITHSTANDING ANY APPLICATIONS-RELATED INFORMATION OR SUPPORT THAT MAY BE PROVIDED BY SENSATA.

Mailing Address: Sensata Technologies, Inc., 529 Pleasant Street, Attleboro, MA 02703, USA.