

LABORATORY REPORT (SUBSTANCE):

25.01.2021

TABLE OF CONTENTS

Sample 50210022 „Living Buddha“:	2
Measurement data:	2
Details of the biophoton sequence (spectrum):.....	3
Biophotonic sequence:	3
Biophotonic sequence structurogram:	3
Legend:.....	4
Photon Elements:.....	4
Struktogramm:.....	5
Cybernetic 3d model:.....	5

- ✓ Forschung, Entwicklung, Fachseminare
- ✓ Bio-Photonensequenz Analyse Labor
- ✓ Praxis für integrative Medizin

www.livephotonic.de

SAMPLE 50210022 „LIVING BUDDHA“:



Date of sample: 00.06.2019 (manufacturing)
 Date of analysis: 25.01.2021
 Client-ID: **9010101189**
 Client name: Soul Light Food, Gloria Kraft














MEASUREMENT DATA:

Biophotonic measurement:			
Measurement parameters:			
Measuring cycles:	562		
Cycle time:	500	ms	
Temperature	20.04	°C	
Energetic field:	70.04	V	
Biophoton energy:			<i>Standard comparison value:</i>
Biophotons per second: Ø	8.847	ħω/s	5.395 ħω/s
Biophoton sequence data:			
Size:	562	elements	
Distribution to areas:			
Gates:	1.601	%	
Energy:	58.719	%	
Body:	38.612	%	
Spirit:	1.068	%	

- ✓ Forschung, Entwicklung, Fachseminare
- ✓ Bio-Photonensequenz Analyse Labor
- ✓ Praxis für integrative Medizin

www.livephotonic.de

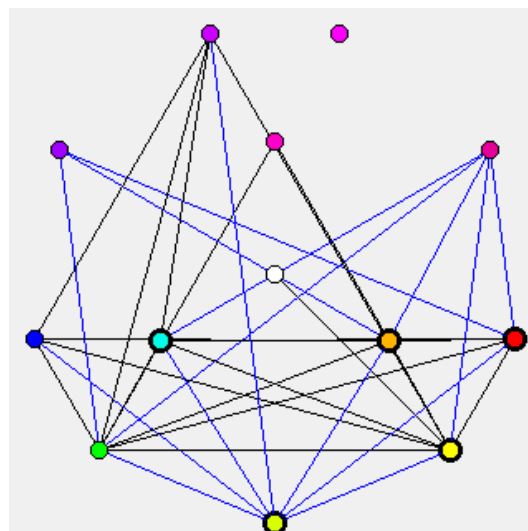
DETAILS OF THE BIOPHOTON SEQUENCE (SPECTRUM):

element:	quantity:	Spectral ratio to ε4 (yellow):
ε0	8x	
ε1	15x	
ε2	17x	
ε3	128x	
ε4	170x	
ε5	84x	
ε6	67x	
ε7	49x	
ε8	17x	
ε9	2x	
ε10	3x	
ε11	1x	
ε12	0x	
ε13	1x	

BIOPHOTONIC SEQUENCE:



BIOPHOTONIC SEQUENCE STRUCTUROGRAM:

















LEGEND:

⚠ **Note:** The photon sequence analysis shows a simplified representation of the overall cybernetic structure and is not a chemical analysis or diagnosis in the medical sense! Under no circumstances can it replace medical diagnoses!

PHOTON ELEMENTS:

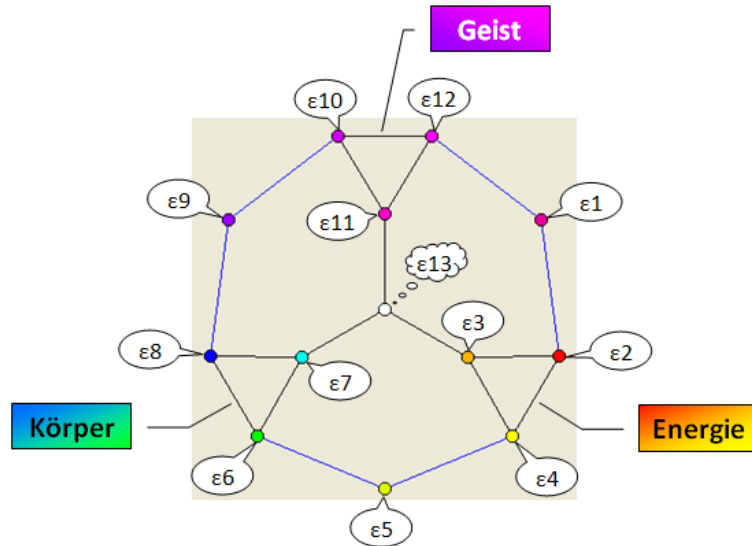
Element color:

Classification area:

 ε0	black	= dimension: Element of space
 ε1	scarlet	= connecting element: (<i>Gate</i>) Area spirit ↔ energy
Energy area:		
 ε2	red	= body energy
 ε3	orange	= vitality
 ε4	yellow	= information energy (<i>energy for intercellular communication</i>)
 ε5	yellow-green	= connecting element: (<i>Gate</i>) Area Energy ↔ body
Body area:		
 ε6	green	= cellular
 ε7	turquoise	= funktional (<i>organic systems</i>)
 ε8	blue	= body control (<i>cybernetics</i>)
 ε9	indigo	= connecting element: (<i>Gate</i>) Area body ↔ spirit
Spirit area:		
 ε10	violet	= neurologic
 ε11	purple	= emotion, intuition
 ε12	magenta	= mental
 ε13	white	= dimension: Element of sum (Σ)

- ✓ Forschung, Entwicklung, Fachseminare
- ✓ Bio-Photonensequenz Analyse Labor
- ✓ Praxis für integrative Medizin

STRUKTOGRAMM:



CYBERNETIC 3D MODEL:

