

Narrative report for the SOLLA data Office
related to legal aid, lawyers and staff

Contents

1.	Narrative report for the SOLLA data Office related to legal aid,.....	3
	Introduction	3
	Legal Aid Cases for the 2006-2010	4
	Legal AID Report for the 2011-2015.....	4
	Legal Aid Report For The Last Six Years	6
	Legal Aid Data collection formats	8
2.	LAWYERS REGISTRED UNDER SOLLA ORGANIZATION	8
3.	SOLLA Staff based on Headquarter and Regional Offices	10
4.	Annex	11
	Annex I : Legal aid, registered lawyers and staff report in excel format.....	11
	Annex II: SOLLA excel database format.....	11
	Annex III: Legal Aid Data Report Template	11
	annex IV: SOLLA legal Aid Report 2010	11

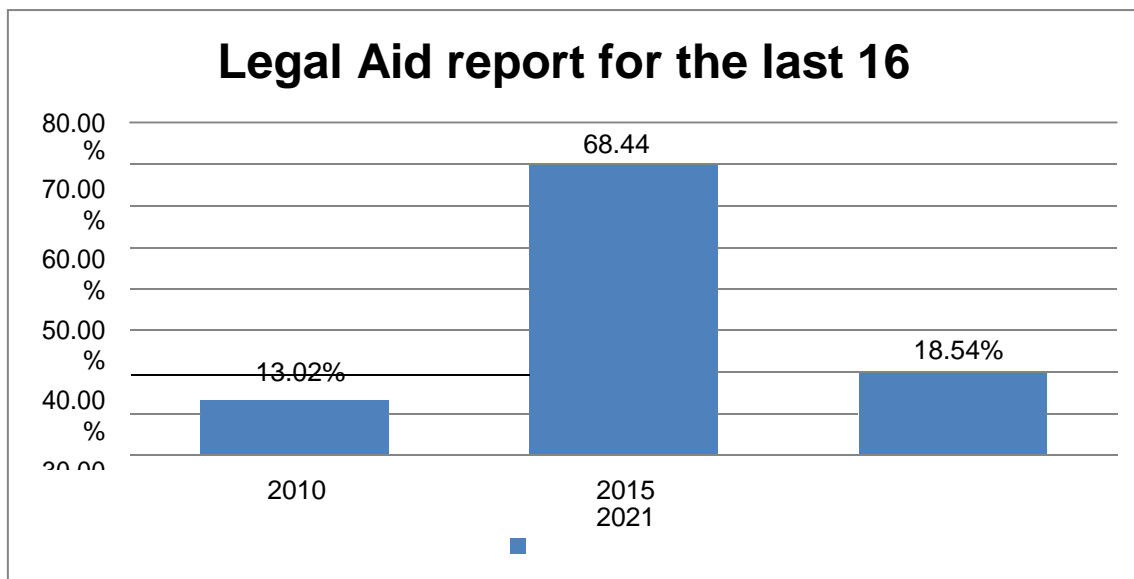
1. Narrative report for the SOLLA data Office related to legal aid,

Introduction

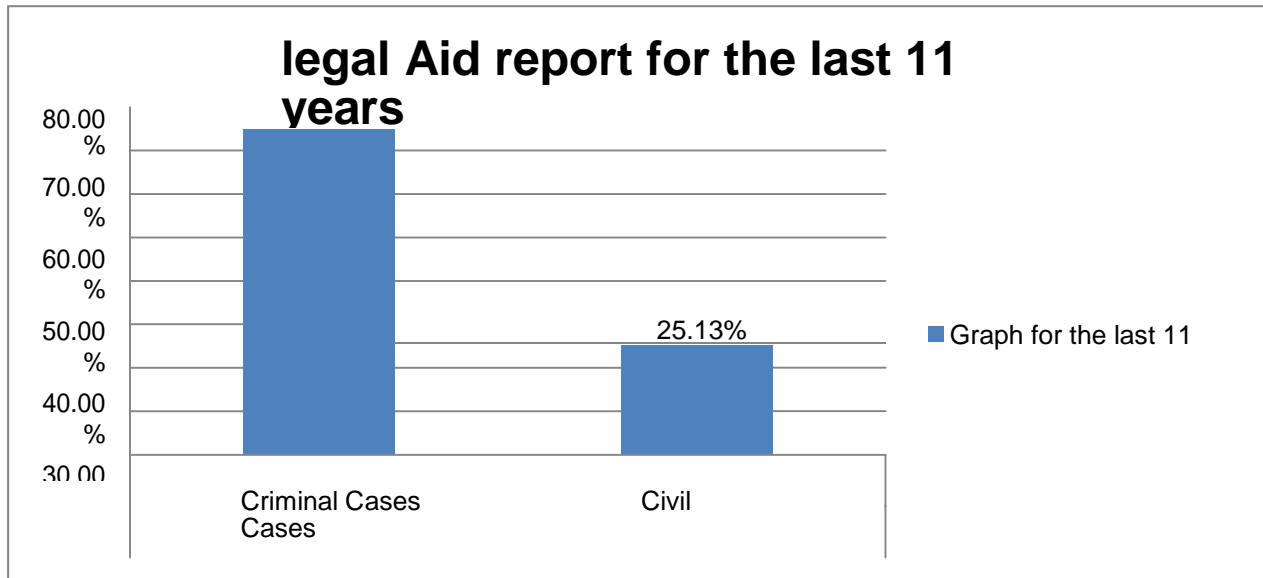
SOLLA was continuously provided the Provision of legal Aid Services since its inception. The legal aid services provided to SOLLA includes free legal representations to all levels of Somaliland courts such as district, regional, appeal, supreme courts and Military courts. The legal aid services also include the mediations and legal advices. The SOLLA legal aid programs targeted the extremely vulnerable members of the communities within Somaliland like IDPs, Minorities, Women, Children, elderly people, people effected with HIV Aids, remanded and detainees, victims of human trafficking and victims of SGBV/GBV and victims of human rights violations and the poor people.

SOLLA for the last 16 years represented in the court, or provided Advices and Mediation more than 28,642 cases throughout Somaliland.

Starting from 2006, SOLLA provided legal aid services to Somaliland communities. As shown in the below table, the SOLLA legal Aid cases was gradually increased since 2006.

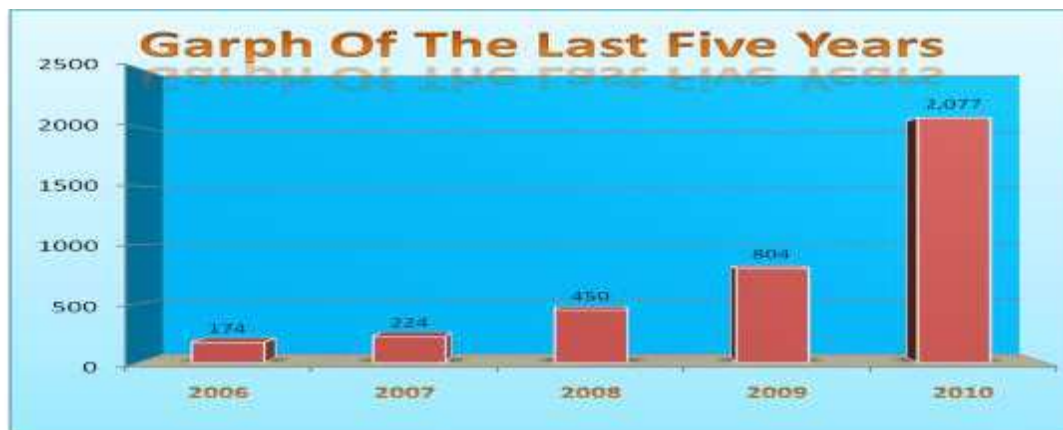


From the last 11 years, SOLLA was represented more than 10,000 cases through the court, where around 25% cases were civil and 75% were criminal cases as shown below Table:



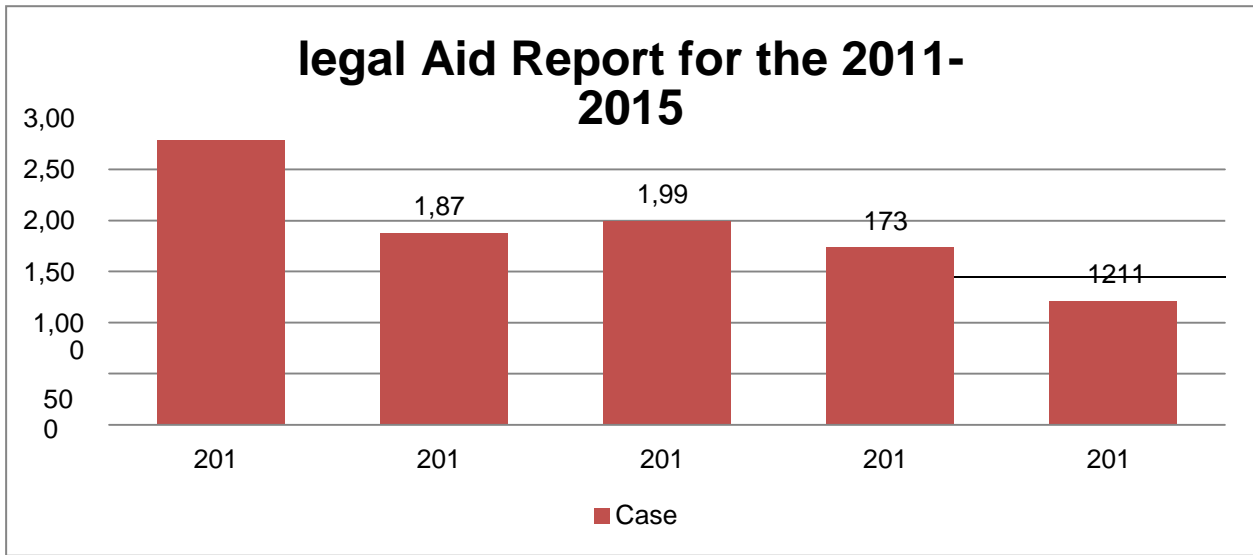
Legal Aid Cases for the 2006-2010

from the 2006 to 2010, number of legal aid cases increases from 174 case to 2,077 cases as shown the table 1 in bellow summery illustrate the legal activities during last five years (2006-2010):

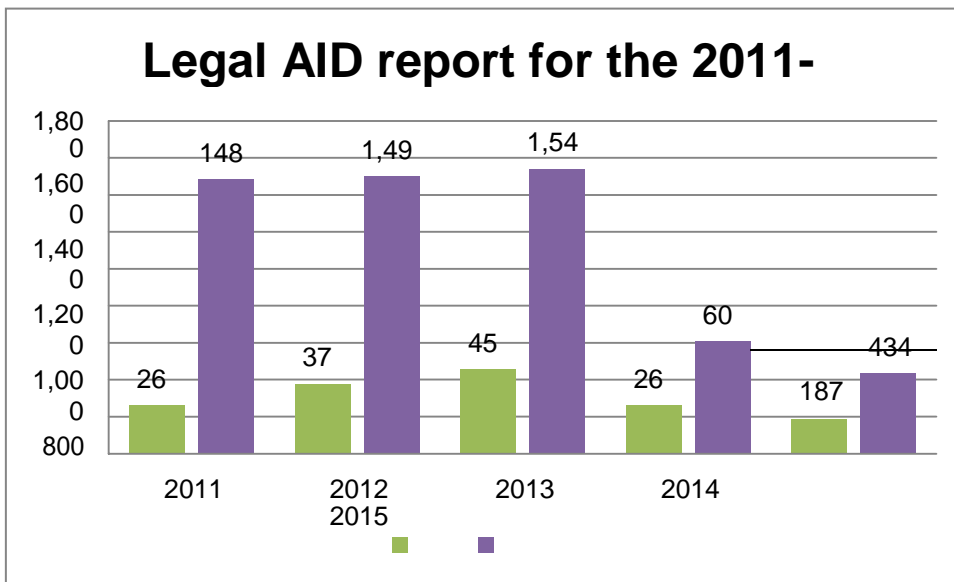


Legal AID Report for the 2011-2015

Next five years from 2010, SOLLA continues providing legal aid to the vulnerable people in the six regions and Gabiley, supporting by the UNDP. the legal aid cases from 2011 to 2015 as shown below table 2.

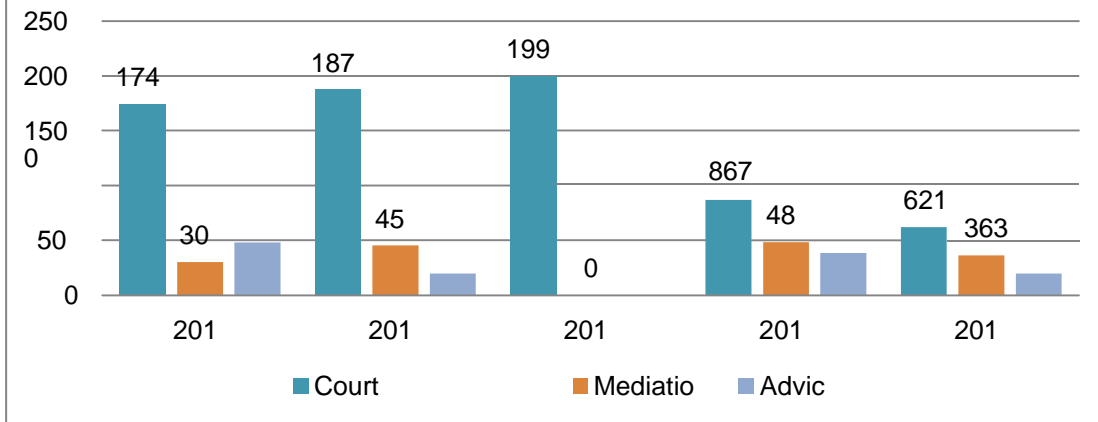


According to the Criminal and Civil cases State is as shown below

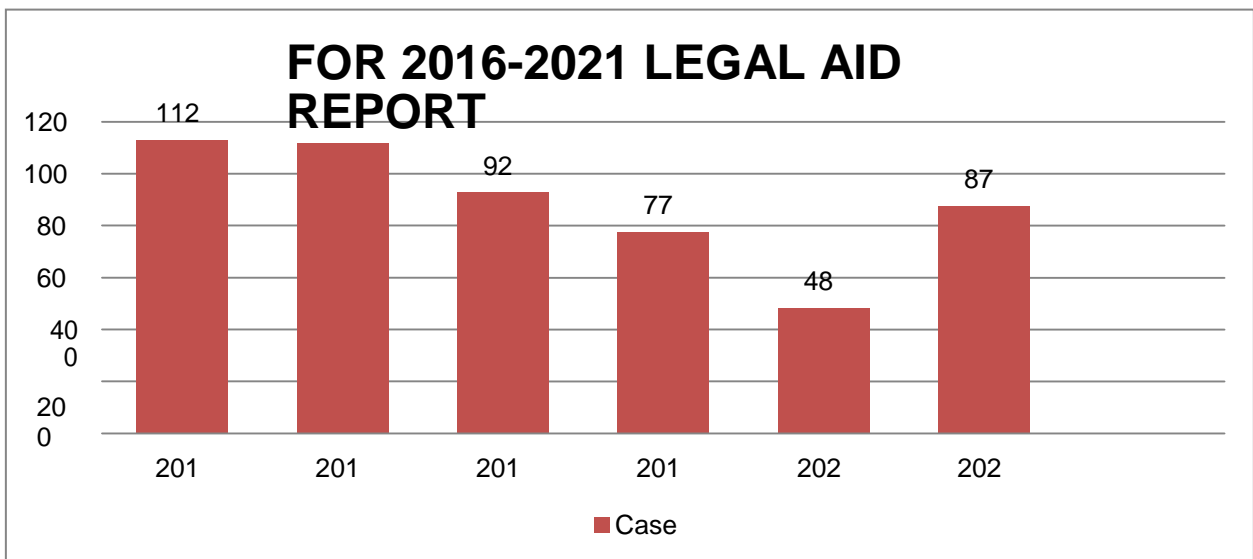


Legal Aid Report for 2011-2015 according to the Mediation and Advice shown below table

Legal Aid Report for 2011-2015 according

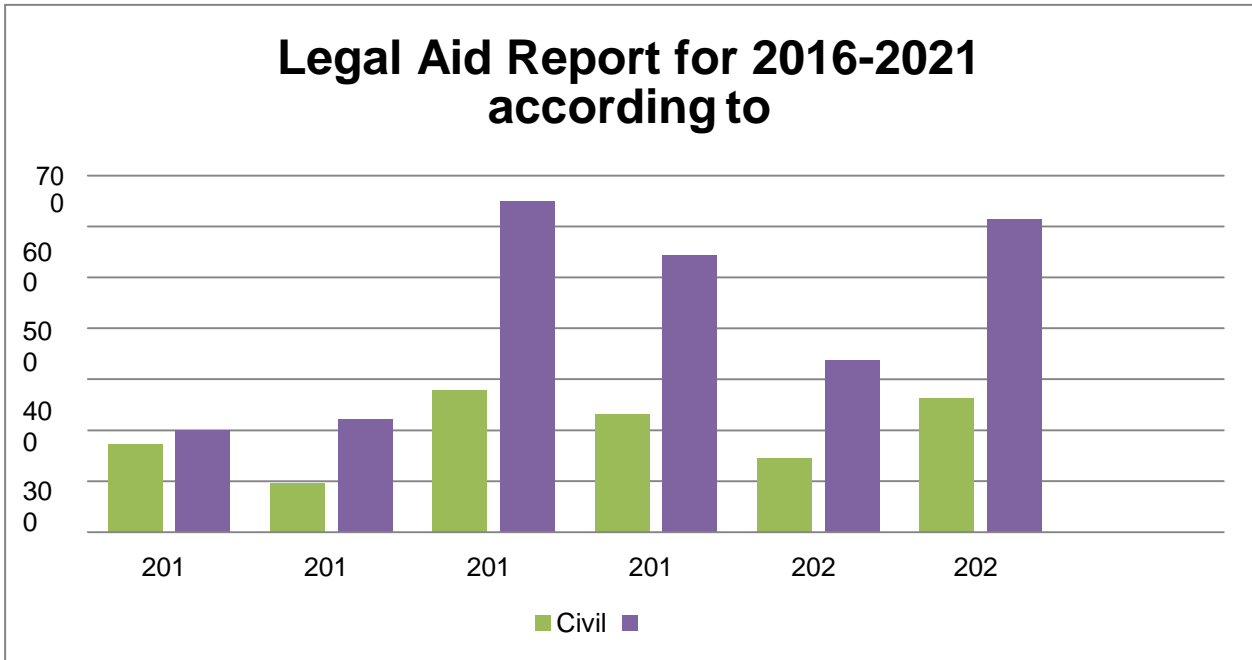


Legal Aid Report For The Last Six Years

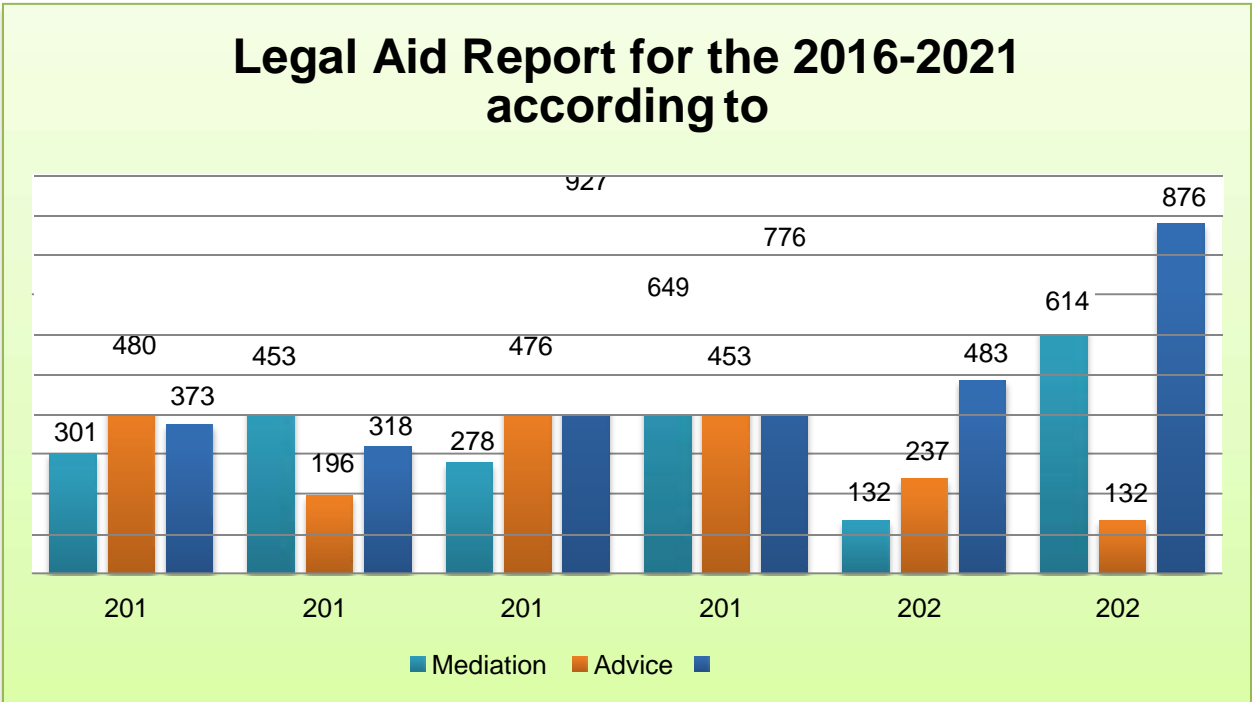


As shown above table number of cases in 2016 was 1,129 where 2020 the number of cases was 483, therefore, the graph shows us, the decrease of the number of legal aid cases, because of lack of fund, where in this year 2021, the number it shows us increased. Because in this year SOLLA was starting to voluntarily serve its community by providing free legal aid services without receiving any funds in outside.

According to the types of the cases. As shown below table the number of the criminal case are more than civil ones.



for the represented court case, mediation and advised case are shown as below table

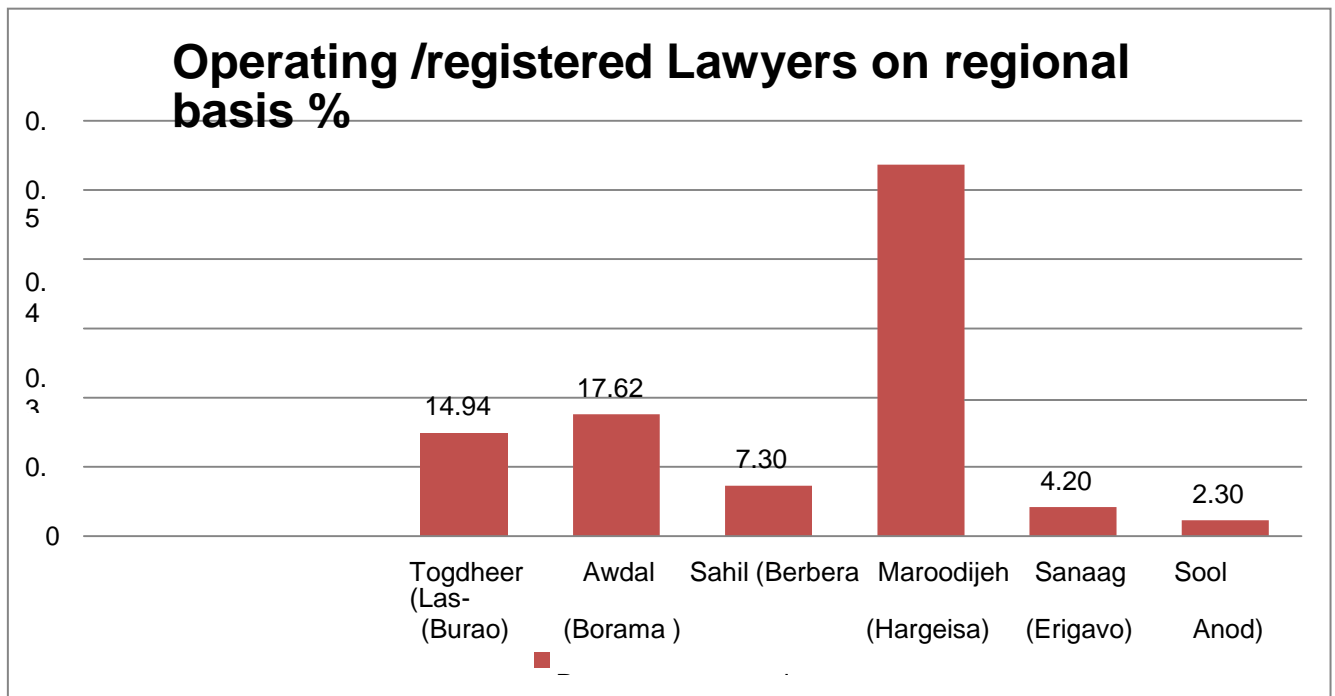


Legal Aid Data collection formats

SOLLA uses collecting legal aid data in excel format and hard forms. Therefore, legal aid data are stored in two format, once filled in hard and stored in hard and other one filled in soft excel format. in SOLLA Excel legal Aid data collecting format are shown in the **Annex 1 and II**

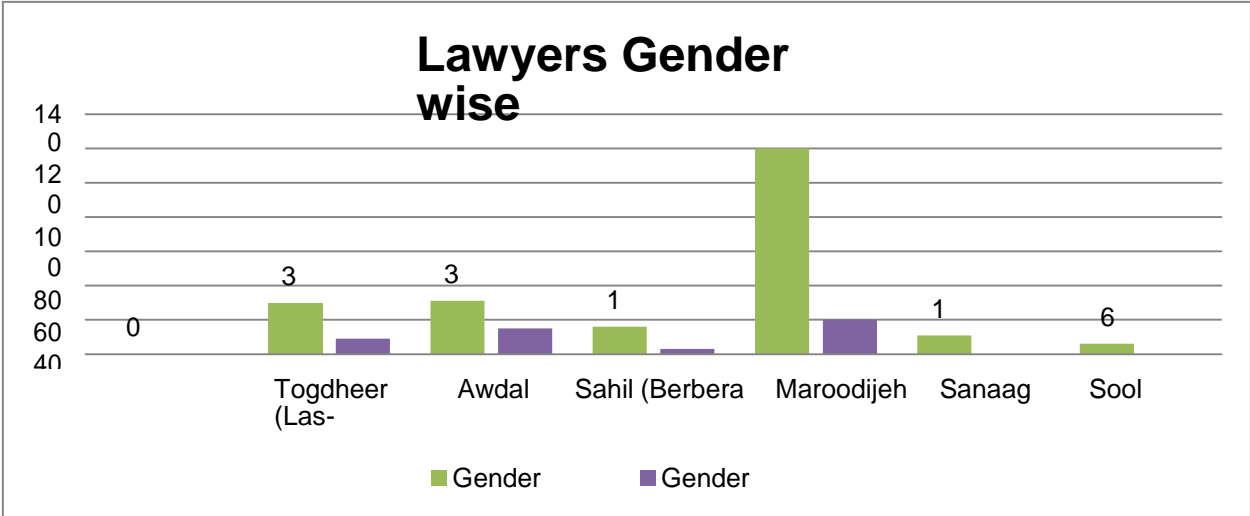
2. LAWYERS REGISTRED UNDER SOLLA ORGANIZATION

According to article 109 of Somaliland constitution which titled "the structure of the country" the territory of the Republic of Somaliland shall consists of regions, and each region shall be divided into districts. In this regard, SOLLA lawyers operate in all main six regions, their districts and sub-districts of Somaliland. Lawyers are mobile within the regions, districts and sub-districts.

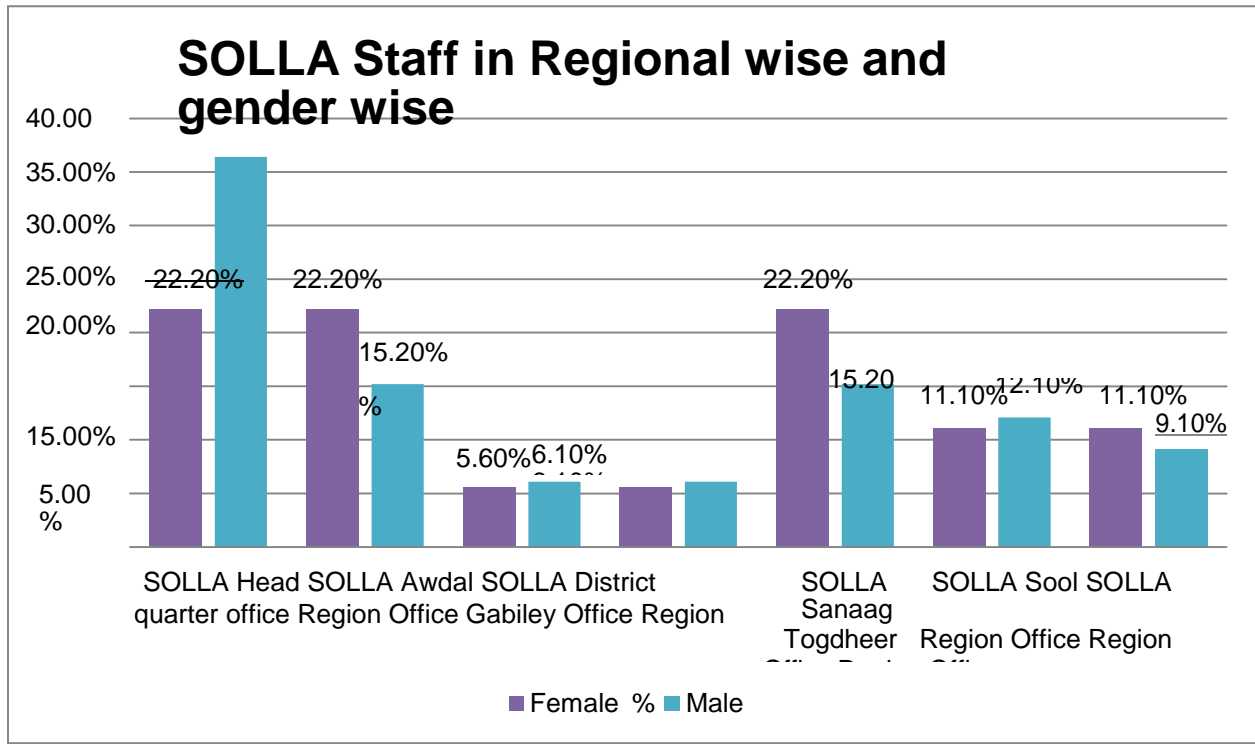


Therefore, the total number of lawyers that are registered under SOLLA is 261 as illustrated below table. According to their geographical distribution of the main six regions of Somaliland are as follows: in Togdheer region, 39 lawyers were operating which stands for 14.94% out of the total percentage of all regions whereby 23.1% were

female and 75.9% where male. In Awdal region, 46 lawyers were operating which stands for 17.62% out of the total percentage of the six regions whereby 32.6% were female and 67.4% were male. In Sahil region, 19 lawyers were operating which stands for 7.3% out of the total percentage of the six regions whereby 15.8% were female and 84.2% were male. In Maroodijeh region, 140 lawyers were operating which stands for 53.64% out the total percentage of the six regions whereby 14.3% were female and 85.7% were male. In Sanaag region, 11 lawyers were operating which stands for 4.2% out of the total percentage of the six regions whereby all were male. In Sool region, 6 lawyers were operating which stands for 2.3% out of the total percentage of the six regions whereby all were male. According to the gender of the last regions of Sool and Sanaag no female lawyers was recorded and in this case there is a gender gap.



3. SOLLA Staff based on Headquarter and Regional Offices



SOLLA organization operates in six main regions, their districts and sub-districts. It has a functional office basis in Marodijeh region, Awdal region , Gebilay district, Togdheer region, Sool region, and Sanaag region. The total number of staff registered under solla is **51** in all regions. 33 of them are male and 18 are female.

In Marodi-jeh region (Solla head quarter office), the total number of staff is **16**. Out of this figure 12 of them are male, and 4 are female. In Awdal region, the total number of staff is **9**. Out o this figure 5 of them are male and 4 of them are female. In Gebiley district, the total number of staff is **3**. Out of this figure 2 of them are male and 1 of them is female. In Sahil region, the total number of staff is **3**. Out of this figure 2 of them are male and 1 of them is female. In Toghdeer region, the total number of staff is **9**. Out of this figure 5 of them are male and 4 of them are female. In Sool region, the total number of staff is **6**. Out of this figure 4 of them are male and 2 of them are female. In Sanaag region, the total number of staff is **5**. Out of this figure 3 of them are male and 2 of them are female.

4. Annex

Annex I : Legal aid, registered lawyers and staff report in excel format

Annex II: SOLLA excel database format

Annex III: Legal Aid Data Report Template

annex IV: SOLLA legal Aid Report 2010