

Hi-MO 4m

LR4-60HPB 345~375M

- Suitable for distributed projects
- Advanced module technology delivers superior module efficiency
 - M6 Gallium-doped Wafer
 - 9-busbar Half-cut Cell
- Excellent outdoor power generation performance
- Aesthetic appearance with all black module design

12

12-year Warranty for
Materials and Processing

25

25-year Warranty for Extra
Linear Power Output

Complete System and Product Certifications

IEC 61215, IEC 61730, UL 61730

ISO 9001:2015: ISO Quality Management System

ISO 14001:2015: ISO Environment Management System

TS62941: Guideline for module design qualification and type approval

ISO 45001: 2018: Occupational Health and Safety

LONGI



20.6%
MAX MODULE
EFFICIENCY


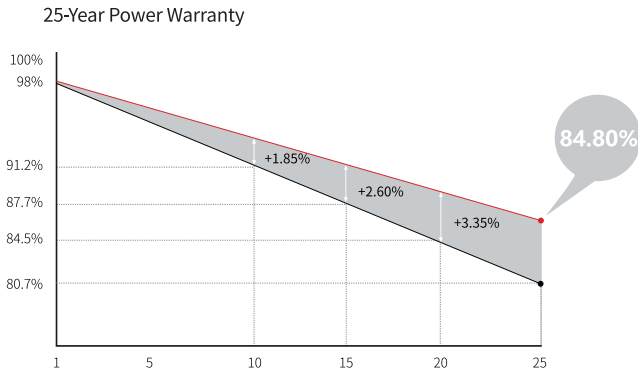
0~+5W
POWER
TOLERANCE

<2%
FIRST YEAR
POWER DEGRADATION

0.55%
YEAR 2-25
POWER DEGRADATION

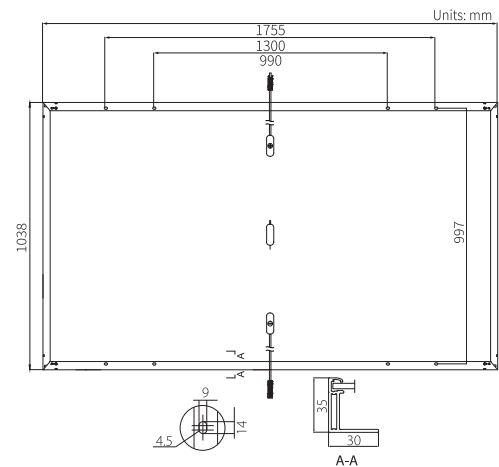
HALF-CELL
Lower operating temperature

Additional Value



Mechanical Parameters

Cell Orientation	120 (6×20)
Junction Box	IP68, three diodes
Output Cable	4mm ² , 1200mm
Connector	MC4
Glass	Single glass, 3.2mm coated tempered glass
Frame	Anodized aluminum alloy frame
Weight	19.5kg
Dimension	1755×1038×35mm
Packaging	30pcs per pallet / 180pcs per 20' GP / 780pcs per 40' HC



Electrical Characteristics

STC : AM1.5 1000W/m² 25°C NOCT : AM1.5 800W/m² 20°C 1m/s Test uncertainty for Pmax: ±3%

Module Type	LR4-60HPB-345M		LR4-60HPB-350M		LR4-60HPB-355M		LR4-60HPB-360M		LR4-60HPB-365M		LR4-60HPB-370M		LR4-60HPB-375M	
	STC	NOCT	STC	NOCT	STC	NOCT	STC	NOCT	STC	NOCT	STC	NOCT	STC	NOCT
Maximum Power (Pmax/W)	345	257.6	350	261.4	355	265.1	360	268.8	365	272.6	370	276.3	375	280.0
Open Circuit Voltage (Voc/V)	40.2	37.7	40.4	37.9	40.6	38.1	40.8	38.2	41.0	38.4	41.2	38.6	41.4	38.8
Short Circuit Current (Isc/A)	11.06	8.95	11.16	9.02	11.25	9.09	11.33	9.16	11.41	9.23	11.50	9.30	11.58	9.36
Voltage at Maximum Power (Vmp/V)	34.2	31.8	34.4	32.0	34.6	32.2	34.8	32.4	35.0	32.6	35.2	32.8	35.4	33.0
Current at Maximum Power (Imp/A)	10.09	8.09	10.18	8.16	10.27	8.23	10.35	8.30	10.43	8.36	10.52	8.43	10.60	8.50
Module Efficiency(%)	18.9		19.2		19.5		19.8		20.0		20.3		20.6	

Operating Parameters

Operational Temperature	-40°C ~ +85°C
Power Output Tolerance	0 ~ +5 W
Voc and Isc Tolerance	±3%
Maximum System Voltage	DC1000V (IEC/UL)
Maximum Series Fuse Rating	20A
Nominal Operating Cell Temperature	45±2°C
Protection Class	Class II
Fire Rating	UL type 1 or 2

Mechanical Loading

Front Side Maximum Static Loading	5400Pa
Rear Side Maximum Static Loading	2400Pa
Hailstone Test	25mm Hailstone at the speed of 23m/s

Temperature Ratings (STC)

Temperature Coefficient of Isc	+0.048%/°C
Temperature Coefficient of Voc	-0.270%/°C
Temperature Coefficient of Pmax	-0.350%/°C