




**Sensations** monthly Webinars  
ENGLISH for teachers

**March 2022**



**Vicky Bagheri**

Virtual Educators Ltd  
Teacher, trainer,  
director & examiner

# Effective blended learning essentials for ELT









# Sensations English webinars

## View all our previous Webinars for Teachers

[www.sensationsenglishwebinars.co.uk/](http://www.sensationsenglishwebinars.co.uk/)

- ✓ Monthly webinars for teachers
- ✓ **Using video in ELT** series
- ✓ Recordings and slides

Follow us on social media:

 @SensationsEnglish    @sensations\_english  
 @sensations-english    @sensationsenglish  
 @SensationsEng    YouTube /SensationsEnglish

## **Sensations** *monthly* Webinars E N G L I S H for teachers

**March**



**Vicky Bagheri**

Virtual Educators Ltd  
Teacher, trainer,  
director & examiner

### **Effective blended learning essentials for ELT**

**We will explore how to:**

- enhance conventional learning with digital technologies
- expand opportunities for knowledge construction
- design effective flipped and blended learning
- exploit easy-to-use digital tools

**31st March • 2pm UK time**



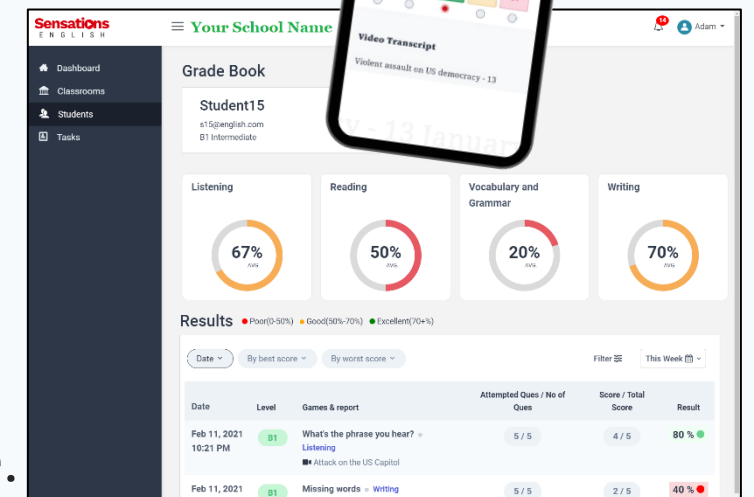
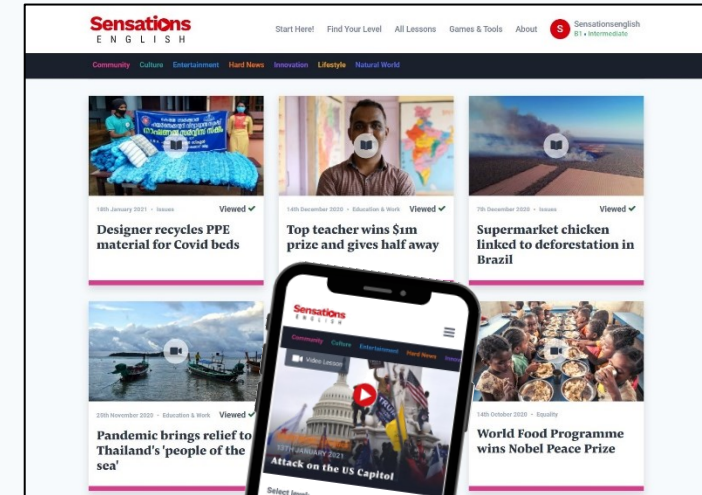
# What is Sensations English?

- hundreds of video lessons all graded at 5 levels
- ready-made learning activities for each resource
- accessible and hassle-free video
- 3 new and up-to-date, 5 level resources every week

## Sensations English **Teacher's Edition** includes:

- logins for all your students
- lesson plans and teacher guides
- a digital Teacher Gradebook to organise classes, set tasks, monitor live and see learners' progress over time.

[www.sensationsenglish.com/teachers](http://www.sensationsenglish.com/teachers)








**Sensations** monthly Webinars  
ENGLISH for teachers

**March 2022**



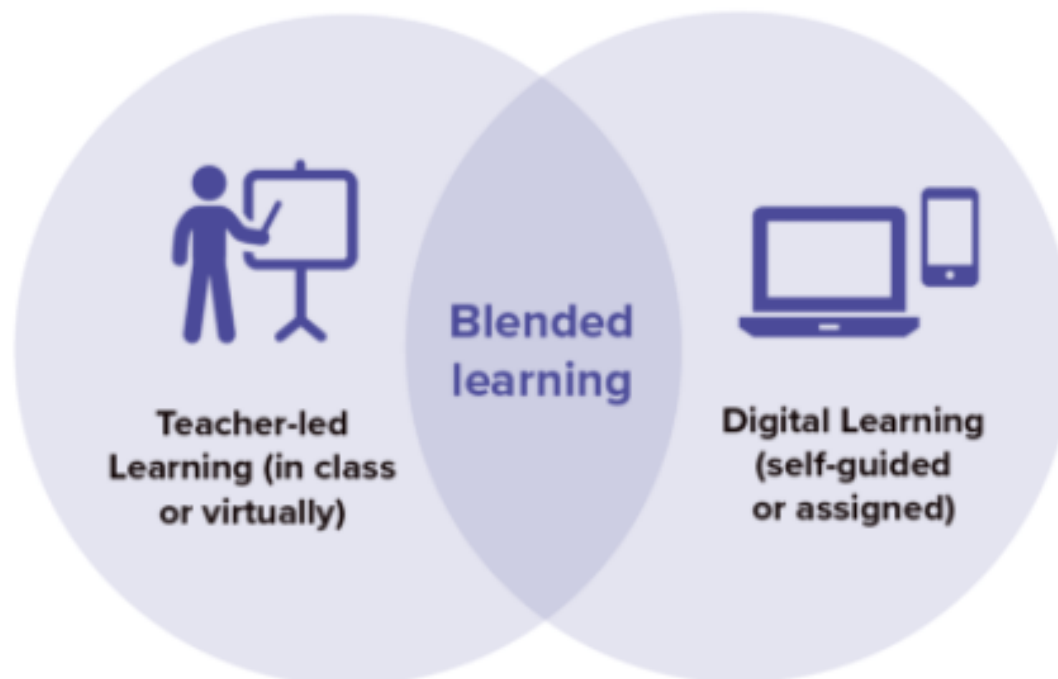
**Vicky Bagheri**

Virtual Educators Ltd  
Teacher, trainer,  
director & examiner

# Effective blended learning essentials for ELT


# Overview

- ▶ Identify & evaluate a variety of effective blended learning models to improve learner's experience and attainment.
- ▶ Expand opportunities for knowledge construction
- ▶ Design effective flipped and blended learning classroom
- ▶ Exploit easy-to-use digital tools
- ▶ Q & A



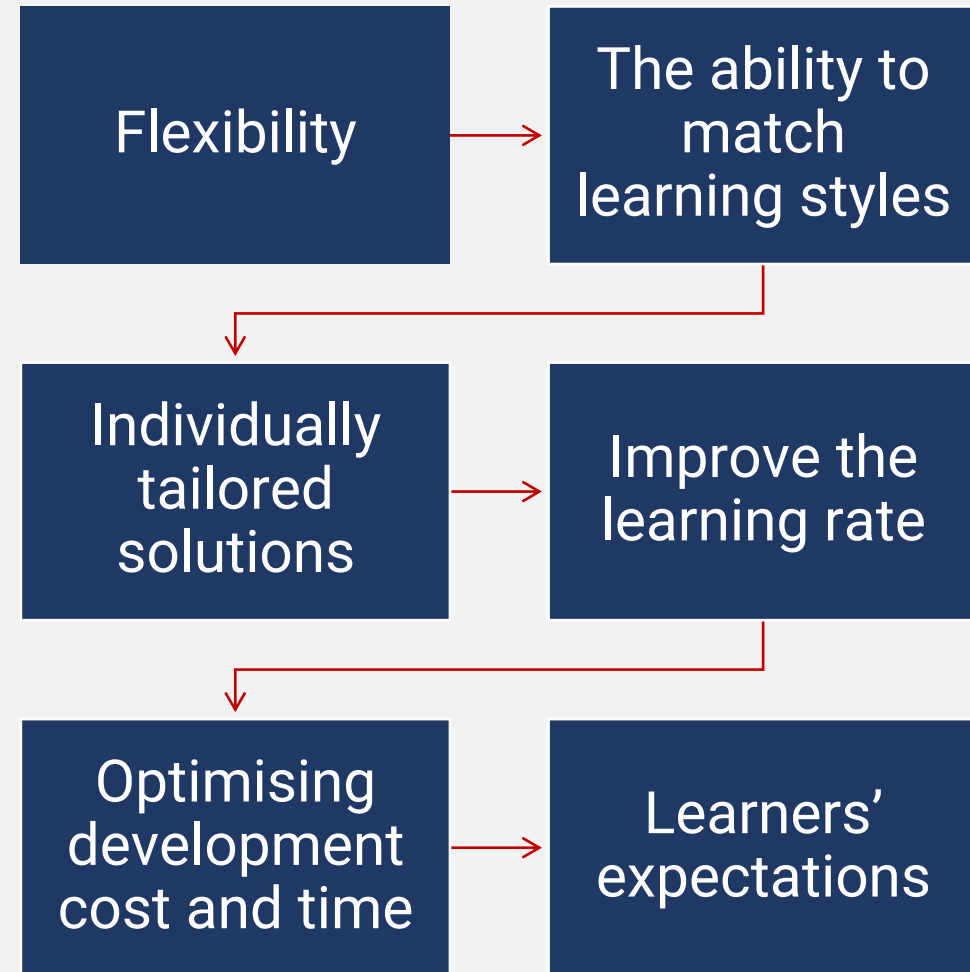
# What is blended learning?

A combination of **technology** and **classroom instruction** in a flexible approach to learning that recognises the benefits of delivering some training and assessment online but also uses other modes to make up a complete training programme which can improve learning outcomes and/or save costs.



**BLENDED LEARNING**

# Why employ blended learning in the classroom?





# Different Types of Blended Learning Models:

- ▶ Flipped Model
- ▶ Face-to-face Driver Model
- ▶ Rotational Model
- ▶ Flex Model
- ▶ Enriched Virtual Model



# Flipped Model



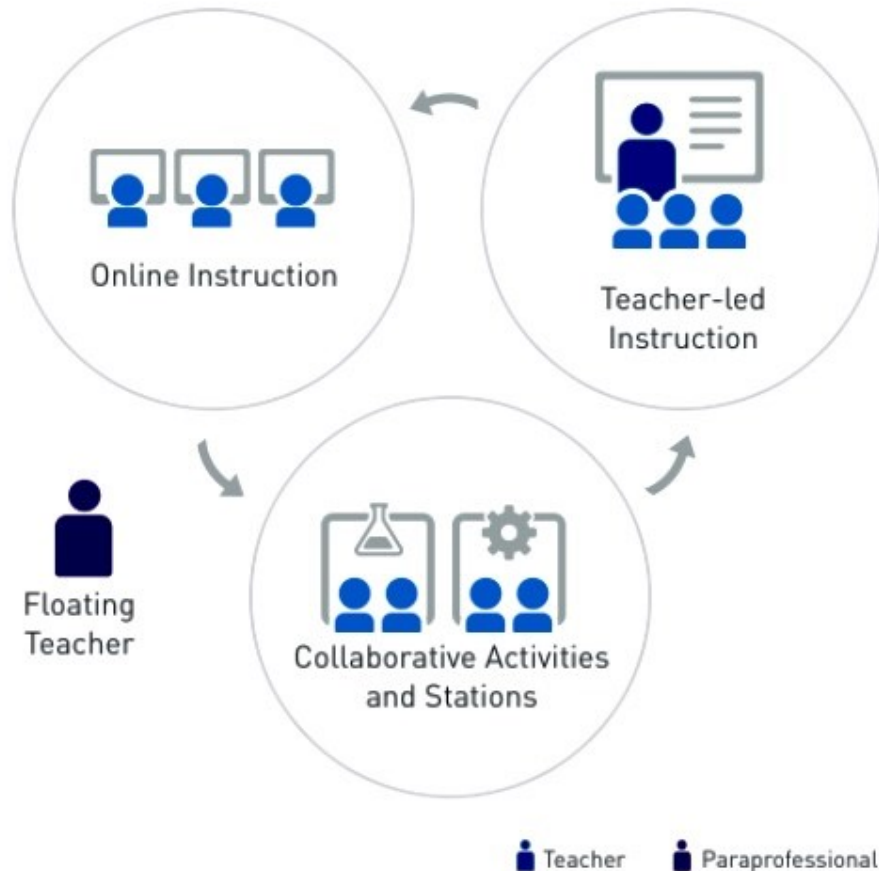
In a flipped classroom blended learning model, the original learning framework gets inverted. Instead of learners attending a face-to-face training session followed by some online self-paced learning, this model puts the focus on online learning. **Learners consume the prescribed content on their own time** – either at home or before the class – and in-class time is devoted to active learning and applying their newly learned skills. This can be done in the form of **discussions, case studies, or group projects.**

# Face-to-Face Driver Model

The face-to-face driver blended learning model is the closest to **traditional classroom training**, as most of the training takes place in a classroom setting under the guidance of an instructor. This approach offers individual, personalized support to learners who are **struggling to grab the new concepts** or **are falling behind the training curriculum**.



# Rotational Model



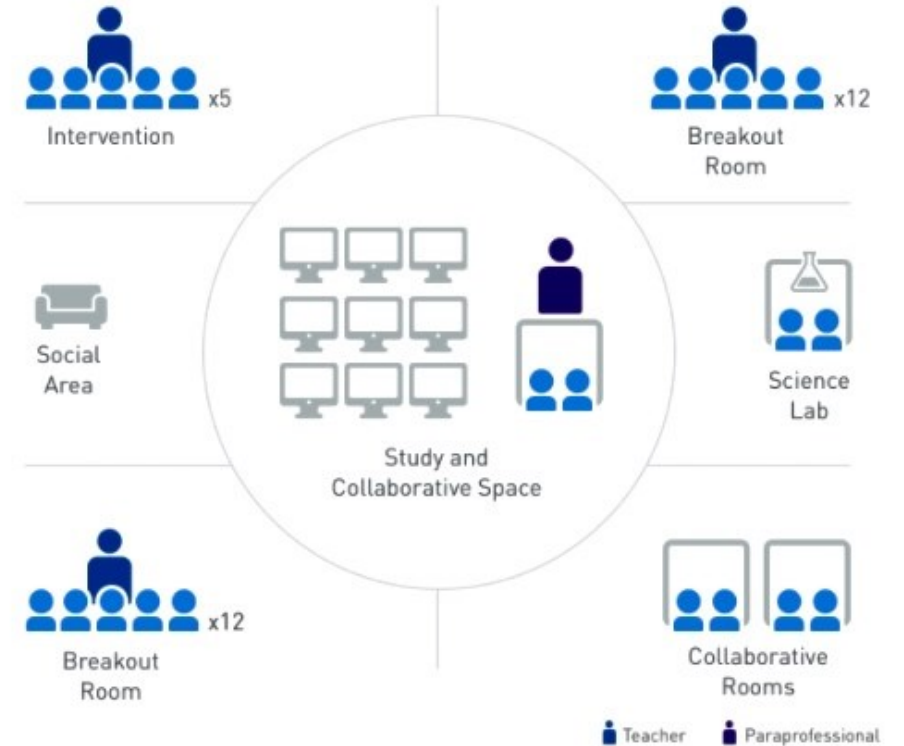
In the rotational blended learning model, learners are expected to follow **a fixed schedule** and **rotate through both self-paced online learning and face-to-face interaction**. The schedules are fixed but flexible.

Including different training methods allows learners to practice **what they have learned, filling any learning gaps**. This makes tracking training progress easier, since learners are following a fixed schedule.



# Flex Model

The flex blended learning model gives learners a flexible and personalized learning experience that is specifically tailored to their needs. This model allows online learning to **take the lead as the core transmitter of the material** in the overall learning experience while instructors provide needed support in small-group settings. Flex models allow students to **customize the paths** and the schedules followed throughout the learning process.



# Enriched Virtual Model

The enriched virtual blended learning model is very similar to the flex model with online training as its major component. This model has become increasingly popular in this era of remote work.

However, unlike the flex model, learners must go through a **scheduled instructor-led classroom session, either in physical or virtual classrooms**. This model enriches the remote learning experience by enabling learner-instructor interaction through online platforms.



School: Face-to-face  
Supplementation



Home: Online  
Instruction and  
Content

# Six major issues that a course designer should consider

- ▶ The role of live interaction
- ▶ The role of learner choice and self-regulation
- ▶ Models for support and training
- ▶ Finding a balance between innovation and production
- ▶ Cultural adaptation
- ▶ Dealing with the digital divide



# Why a good blend is important?

Getting the blend right is important as ultimately it can affect student retention, as **Stracke's (2007)** study revealed. The results indicated that students left the blended learning course they were attending for three main reasons:

- ▶ 'A perceived lack of support and connection/complementarity between the F2F and computer-assisted components of the "blend"
- ▶ A perceived lack of usage of the paper medium for reading and writing.
- ▶ And the rejection of the computer as a medium of language learning'.



# What are the benefits of using a blended learning approach?



Blended learning allows students to practice all four language skills: reading, writing, listening, and speaking.



It allows your students to come to terms with difficult concepts.



Blended learning in ESL gives your students a chance to take responsibility for their learning.



It also promotes student interaction and community building.

# Blended learning activities for Young Learners

Unboxing videos

Product reviews

Children's book introduction

"Cooking class" project

Karaoke party



The  
**unboxing video:**  
A fun classroom  
video activity



# Blended learning activities for Adult learners

Discussion boards/forums

Use a program like Book Creator to have students create their own mini-books and share them with their peers.

Create presentations with software like Explain Everything.

Have a book circle

Use news articles and videos



# Blended learning activities for Adult learners

Authentic text  
gap-fill

Podcast  
project  
planning sheet

Blog project  
planning sheet

Talky –  
writing

Email  
template

Portable  
electronic  
dictionaries

Mapping  
words

Exploring  
word  
frequency

# Discussion boards/forums



**POSTING A PERSONAL EXPERIENCE TO THE DISCUSSION BOARD THAT INVOLVES A NEW GRAMMAR POINT (THIS WORKS VERY WELL WITH LOWER LEVELS)**



**CROWD-SOURCE INFORMATION VIA THE DISCUSSION BOARD**



**HAVE QUESTION AND ANSWER SESSIONS ON THE DISCUSSION BOARD (THIS WORKS WELL FOR HIGHER LEVELS AND MIXED LEVELS)**

# Authentic text gap-fill

- **Aim:** to create a gap-fill exercise using an authentic text from the Web
- **Level:** intermediate to advanced
- **Technology:** search engine and word processor

You are going to find a text on the web and use it to create a gap-fill exercise for other members of your group.

1 You need to agree on a topic with the other members of your group.

**Topic:** \_\_\_\_\_

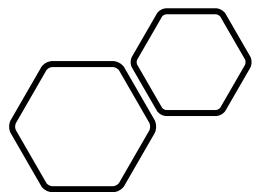
2 Now use a search engine to find an article about this topic that you think is interesting. make sure that the article is not too long or too short. It should not be more than one page long when you print it.

3 Copy the text from the web page and paste it into a word-processor document.

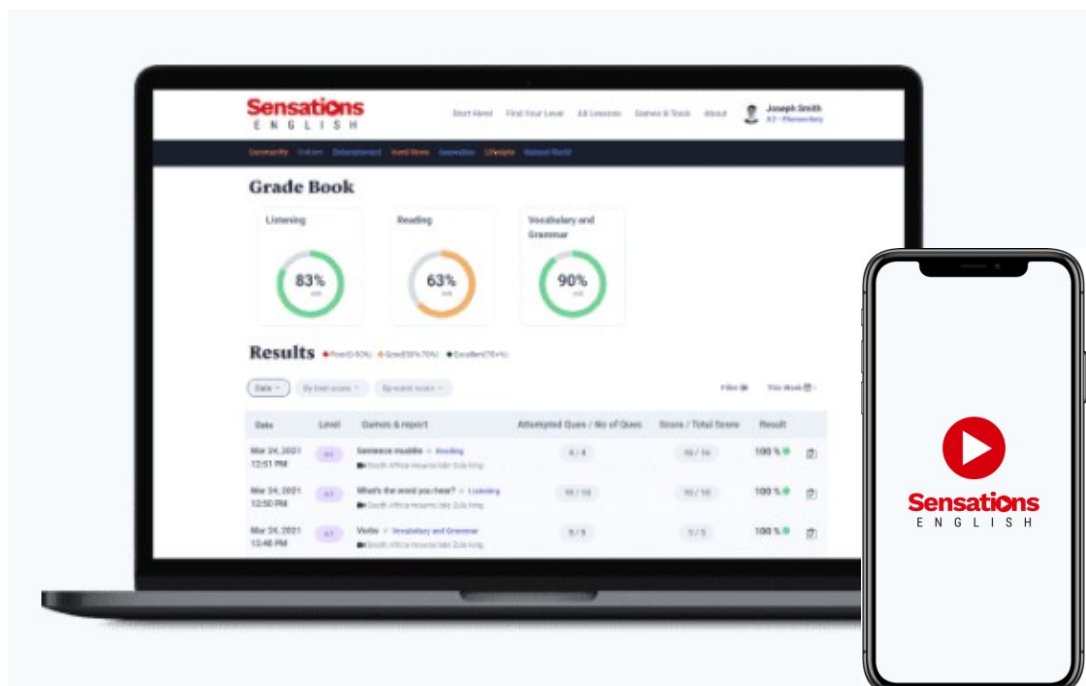
4 Decide what words you are getting to remove from the text. You could remove new words, prepositions or adjectives, or you could remove every seventh or tenth word.

5 Wehn you have selected the words, use cut to remove them and paste to put them at the bottom of the page. Do not forget to put an empty space like this - \_\_\_\_\_ - in the places where you removed the words.

6 When you have completed your gap-fill, make a printout and bring it plus a copy of the original article back to the group.



# Use news articles & videos



## Grade Book

Student2

s2@english.com

B1+ Intermediate, A2 Elementary, C1 Advanced, Juan and Sophie B2

Listening



Reading

Vocabulary and  
Grammar

Writing



## Results

● Poor(0-50%) ● Good(50%-70%) ● Excellent(70+%)

Date ▾

By best score ▾

By worst score ▾

Date	Level	Games & report	Attempted Quizes / No of Quizes	Score / Total Score
May 15, 2021 11:29 AM	B1	Spelling jumble - Vocabulary and Grammar ■ Tech saves coral reefs	10 / 10	7 / 10
May 15, 2021 11:28 AM	B1	Comprehension - Reading ■ Tech saves coral reefs	5 / 5	0 / 5
May 15, 2021 11:27 AM	B1	Verbs - Vocabulary and Grammar ■ Tech saves coral reefs	5 / 5	3 / 5
May 15, 2021 11:27 AM	B1	Prepositions - Vocabulary and Grammar ■ Tech saves coral reefs	4 / 4	1 / 4

← Previous

1

- Set tasks
- Use pre-planned lessons with their ready-made content
- Monitor students' activity and results in real-time
- Track your students' progress – individuals and classes

## My Learning Hub

Access your scheduled lessons, your results and all learning opportunities

### My Learning Journey



#### Insert Learning Journey Title, Level

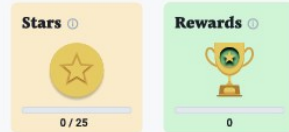
Lesson 1 **CURRENT LESSON** 70% 75% Completed

- Rugby World Cup Fan Zones in Japan**
- Well-earned rest comes to Sacred Rock**
- Extinction Rebellion Protests in London**

[Click Another Lesson](#)

Lesson 2	0%	0% Completed
Lesson 3	0%	0% Completed
Lesson 4	0%	0% Completed
Lesson 5	0%	0% Completed
Lesson 6	0%	0% Completed
Lesson 7	0%	0% Completed
Lesson 8	0%	0% Completed
Lesson 9	0%	0% Completed
Lesson 10	0%	0% Completed
Lesson 11	0%	0% Completed
Lesson 12	0%	0% Completed

### Rewards and Goals



**My Goals** CHANGE GOAL

Goal \_\_\_\_\_

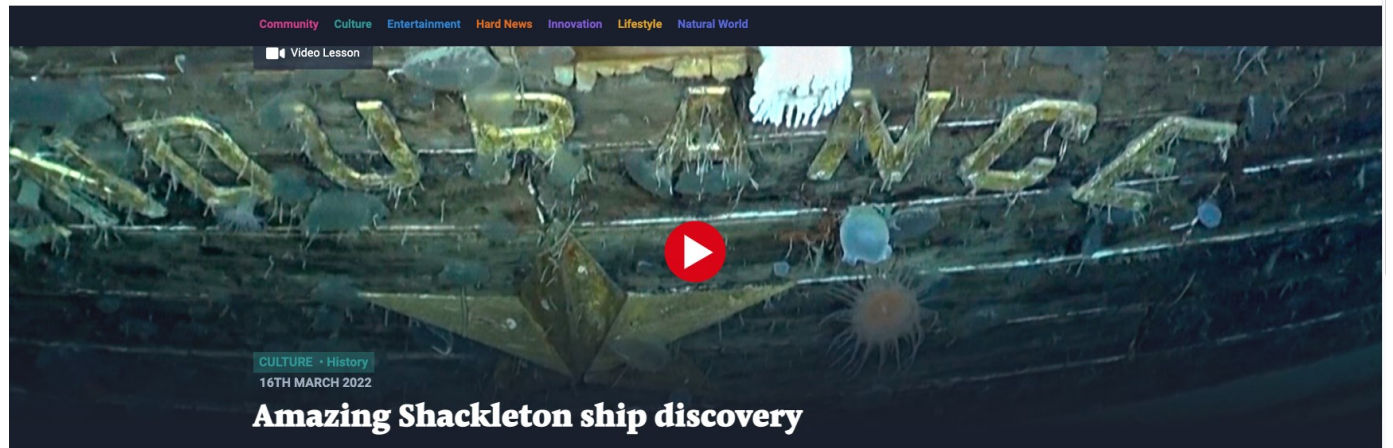
Current Level \_\_\_\_\_

Target Level \_\_\_\_\_

Focus \_\_\_\_\_

[View All Lessons](#)

Video Lesson



Select level:

A2
  B1
  B1+
  B2 • Upper Intermediate
  C1
 [Levels](#)



### Video Transcript

Living legend - 16th March 2022 [View All](#)

[Print Transcript](#)

### Interactive Games



# References

- Banados, E (2006) A blended-learning pedagogical model for teaching and learning EFL successfully through an online interactive multimedia environment. *CALICO Journal* 23/3: 533–550.
- Graham, C (2004) *Blended Learning Systems: Definition, Current Trends, and Future Directions*. Available online at [www.publicationshare.com](http://www.publicationshare.com)
- Lin, A (2003) An initial study on EFL Learners' attitudes towards multimedia application in language learning. *Teaching English with Technology* 3/2.  
Available online at [www.tewtjournal.org/VOL%203/ISSUE%202/01\\_ANINITIALSTUDY.pdf](http://www.tewtjournal.org/VOL%203/ISSUE%202/01_ANINITIALSTUDY.pdf)
- Stracke, E (2007) A road to understanding: A qualitative study into why learners drop out of a blended language learning (BLL) environment. *ReCALL* 19/1: 57–78.
- Lin, A (2003) An initial study on EFL Learners' attitudes towards multimedia application in language learning. *Teaching English with Technology* 3/2.  
Available online at [www.tewtjournal.org/VOL%203/ISSUE%202/01\\_ANINITIALSTUDY.pdf](http://www.tewtjournal.org/VOL%203/ISSUE%202/01_ANINITIALSTUDY.pdf)
- Graham, C (2004) *Blended Learning Systems: Definition, Current Trends, and Future Directions*. Available online at [www.publicationshare.com](http://www.publicationshare.com)



# Effective Blended Learning Essentials for ELT



# Virtual Educators Ltd.

Online English Teaching


**Vicky Bagheri**

**Founder & CEO**

**Tel: +44 7907 027677**

[Email: vicky@virtualeducators.co.uk](mailto:vicky@virtualeducators.co.uk)

[www.virtualeducators.co.uk](http://www.virtualeducators.co.uk)





# Start using Sensations English today

## Graded, authentic, global resources for ELT

Get Sensations English **Teacher's Edition!**

- Logins for all your students
- Teacher tools and formative assessment

<https://sensationsenglish.com/teachers>

Check out our **latest resources:**

<https://sensationsenglish.com/>

View more **Webinars for Teachers:**

<https://sensationsenglishwebinars.co.uk/>

Find **Sensations English**  
on social media

 @SensationsEnglish

 @sensations-english

 @sensations\_english

 @sensationsenglish

 @SensationsEng

 YouTube /SensationsEnglish