

IMPORTANT NOTE

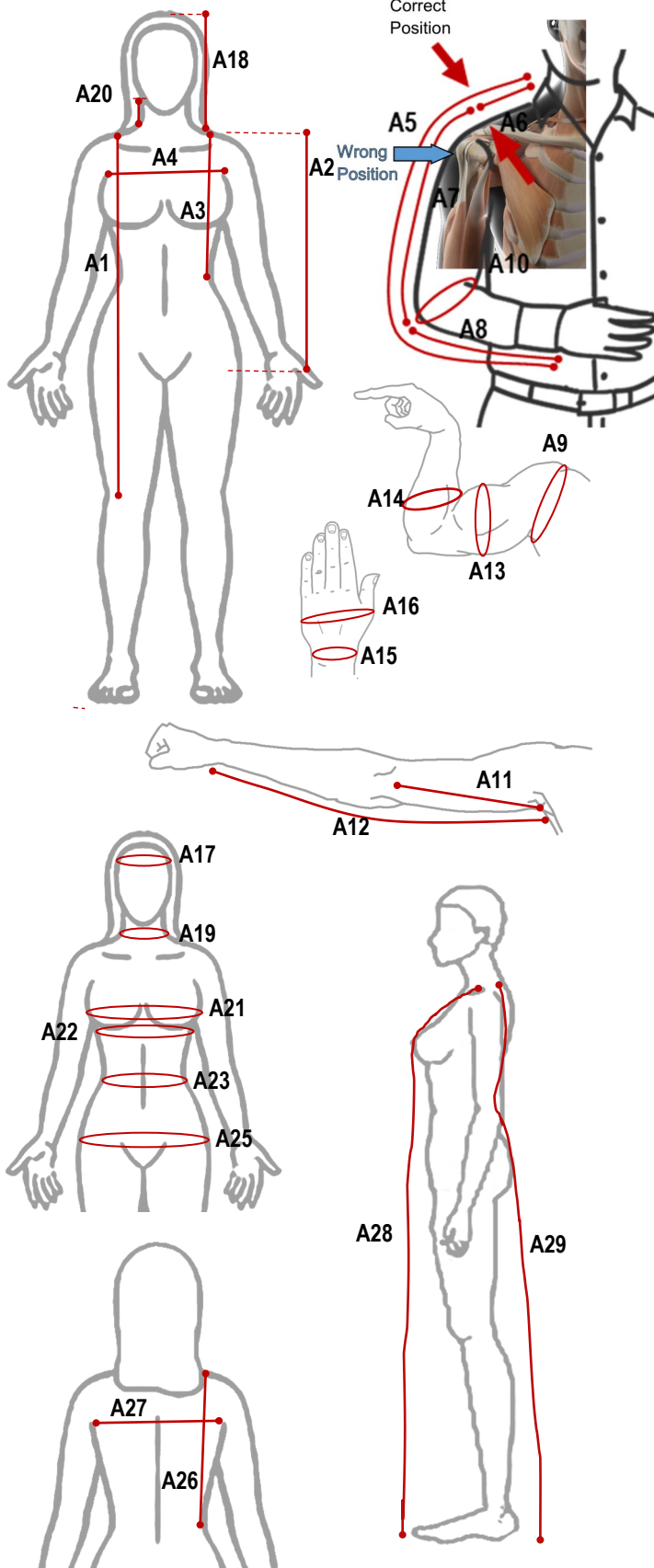
ENSURE THE POSITION OF THE ARM IS CORRECT AT EACH STAGE; USE YOUR DOMINANT ARM

MEASUREMENT CHART

FEMALE

UPPER BODY

ORDER NUMBER



		CM/KG
AH	HEIGHT	
AW	WEIGHT	
A1	LENGTH FROM SHOULDER TO KNEE	
A2	LENGTH OF GARMENT AT FRONT FROM SHOULDER (IF KNOWN)	
A3	TOP OF SHOULDER TO WAIST OVER BUST	
A4	UPPER CHEST WIDTH BETWEEN ARMS WITH ARMS RELAXED AT SIDES	
A5	FULL ARM NECK TO WRIST (CHECK AFTERWARDS THIS =A6+A7+A8)	
A6	NECK TO TOP OF SHOULDER	
A7	TOP OF SHOULDER TO POINT OF ELBOW	
A8	POINT OF ELBOW TO WRIST	
A9	ARMPIT CIRCUMFERENCE	
A10	ELBOW CIRCUMFERENCE	
A11	ARMPIT TO INSIDE OF ELBOW	
A12	ARMPIT TO WRIST UNDER ARM	
A13	BICEP CIRCUMFERENCE	
A14	FOREARM CIRCUMFERENCE	
A15	WRIST CIRCUMFERENCE	
A16	HAND CIRCUMFERENCE	
A17	HEAD CIRCUMFERENCE	
A18	HEAD HEIGHT FROM SHOULDER	
A19	NECK CIRCUMFERENCE	
A20	NECK/COLLAR HEIGHT	
A21	EXPANDED CHEST AROUND BUST	
A22	EXPANDED CHEST UNDER BUST	
A23	WAIST CIRCUMFERENCE	
A25	HIPS/SEAT CIRCUMFERENCE	
A26	TOP OF SHOULDER TO WAIST ON BACK	
A27	UPPER BACK WIDTH BETWEEN ARMS	
A28	SHOULDER TO GROUND FRONT DRAPED OVER BUST	
A29	SHOULDER TO GROUND BACK HELD AT WAIST AND DRAPED OVER SEAT	



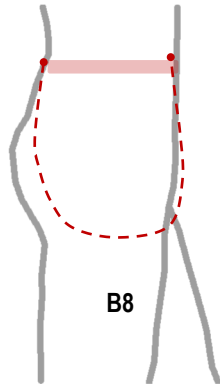
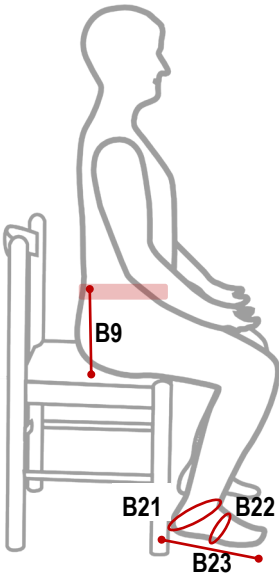
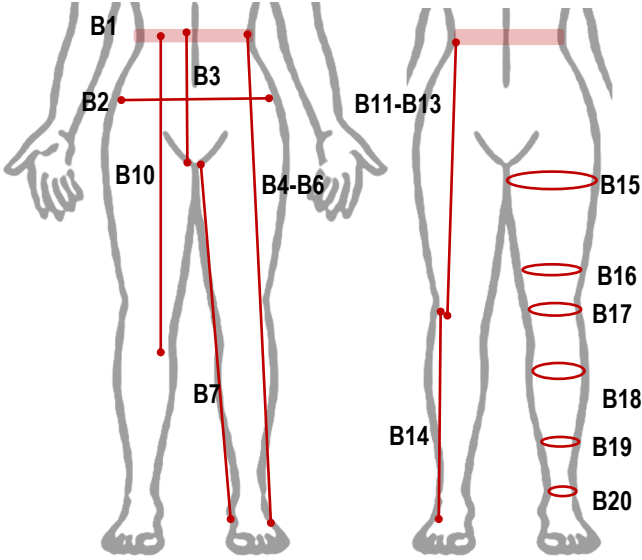
IMPORTANT NOTE

**WEAR A BELT
WHERE YOU WANT
THE TOP OF THE
LEG GARMENT TO
BE; USE THE BELT
TO MEASURE FROM**

MEASUREMENT CHART

FEMALE

LOWER BODY



		CM
B1	BELT CIRCUMFERENCE	
B2	HIPS CIRCUMFERENCE	
B3	BELT TO CROTCH	
B4	BELT TO GROUND—FRONT	
B5	BELT TO GROUND—SIDE	
B6	BELT TO GROUND—BACK	
B7	INSIDE LEG TO GROUND	
B8	RISE (BETWEEN THE LEGS)	
B9	SEAT HEIGHT	
B10	BELT TO BEGINNING OF CALF	
B11	BELT TO KNEE—FRONT	
B12	BELT TO KNEE—SIDE	
B13	BELT TO KNEE—BACK	
B14	KNEE TO GROUND	
B15	UPPER THIGH CIRCUMFERENCE	
B16	LOWER THIGH CIRCUMFERENCE	
B17	KNEE CIRCUMFERENCE	
B18	CALF CIRCUMFERENCE	
B19	UNDER CALF CIRCUMFERENCE	
B20	ANKLE CIRCUMFERENCE	
B21	CIRCUMFERENCE AROUND HEEL AND INSTEP	
B22	CIRCUMFERENCE AROUND CENTRE OF FOOT	
B23	FOOT LENGTH	

CUSTOMER NAME	
DECLARATION	I HEREBY DECLARE THAT THE DETAILS ON THIS DOCUMENT ARE AN ACCURATE REPRESENTATION OF MY MEASUREMENTS AND GIVE PERMISSION FOR THESE TO BE USED FOR THE PURPOSE OF MAKING SUCH GARMENTS AS ORDERED BY ME. SHOULD THESE CHANGE I UNDERTAKE TO INFORM QUIVERSTOCK IN WRITING IN ADVANCE OF PRODUCTION OF MY GARMENTS, WITH RELATION TO THE PRODUCTION DATE(S) AGREED.
SIGNATURE	
DATE	