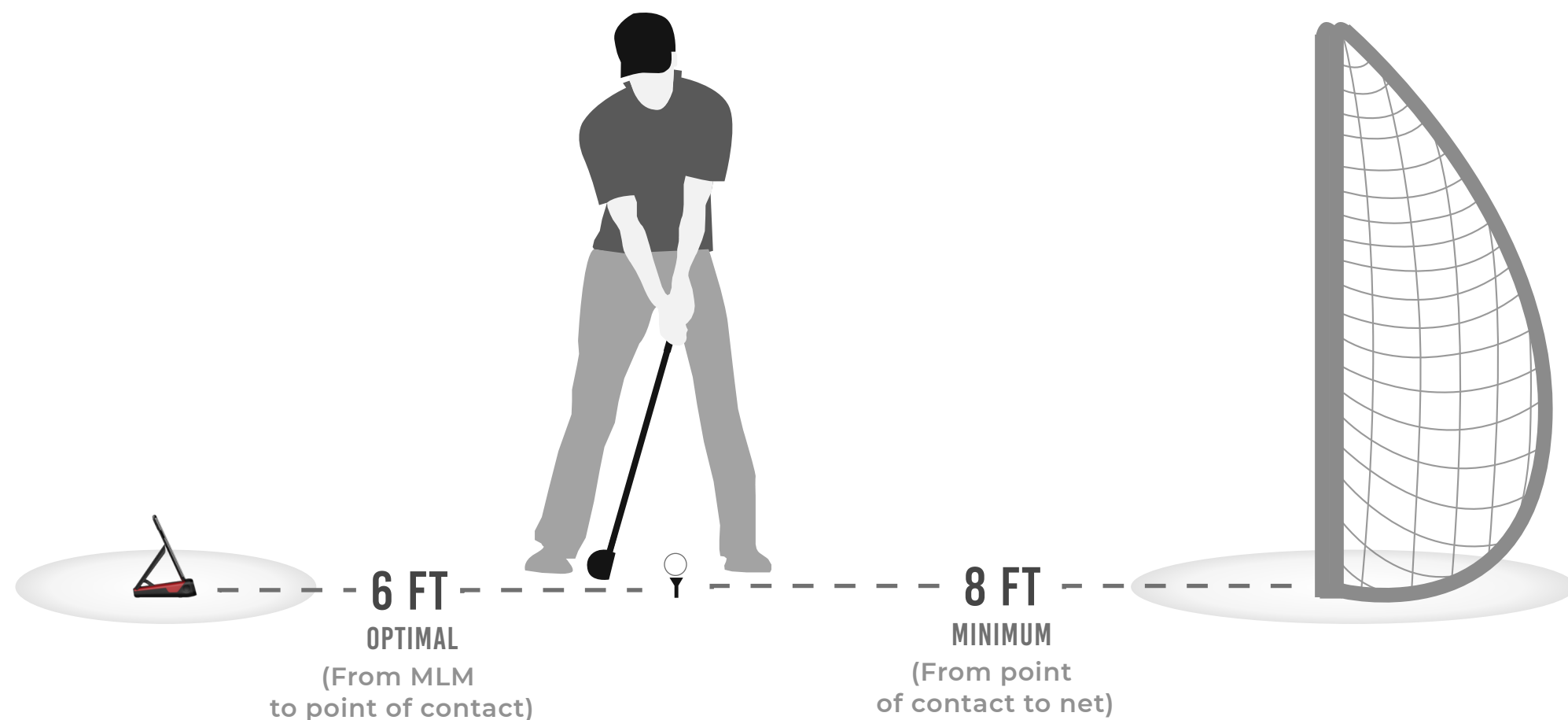
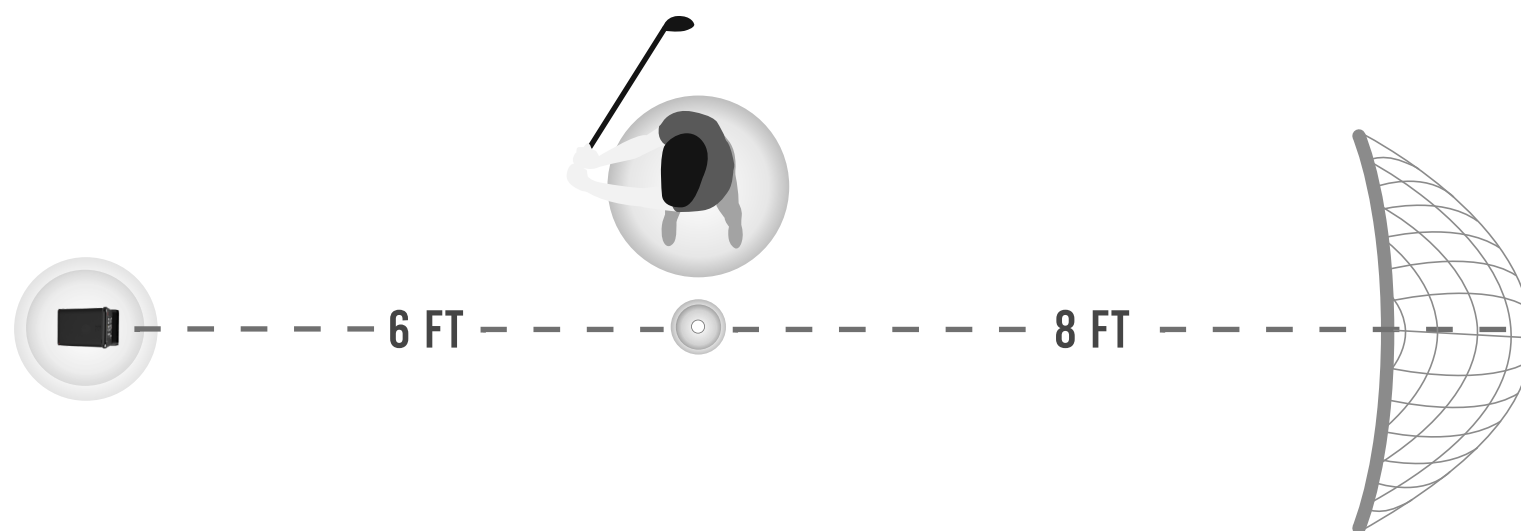


MLM NET

What you need to know



- Select MLM Net when hitting into a net indoors or outdoors.
- For optimal results, a well-lit environment and the use of white (not plastic or foam) golf balls is required.
- Accuracy is decreased in poorly lit environments. **IMPORTANT:** for optimal performance you must select the proper club before hitting; shot performance is affected by club selection.
- Proper alignment (MLM 6 feet behind the ball and aimed down your target line) and club selection (selecting your club in the MLM app before hitting the ball) are critical for accurate metrics.



Rapsodo[®]

MOBILE LAUNCH MONITOR

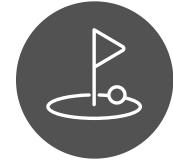
Have questions or need assistance? Email: support@rapsodo.com.



MOBILE LAUNCH MONITOR



NET
(INDOOR/OUTDOOR)



OUTDOOR

		NET (INDOOR/OUTDOOR)	OUTDOOR
VIDEO	Video Play	✓	✓
	Share Video	✓	✓
	Shot Trace	✗	✓
	Auto Club Recognition	✗	✓
SESSIONS	Table View of Shots	✓	✓
	Dispersion	✓	✓
	Trajectories	✓	✓
	Video Playback	✓	✓
	GPS Shot Map	✗	✓
METRICS	Distance	✓	✓
	Ball Speed	✓	✓
	Club Speed	✓	✓
	Smash Factor	✓	✓
	Launch Angle	✓	✓
	Launch Direction	✓	✓
OTHER	Competitions	✗	✓
	Games	✗	✓
	My Bag	✓	✓
	Airplay Compatible	✓	✓
	Setup	Requires 8 feet of ball flight	Requires 50 feet of ball flight
	Min. Requirements	iPhone XR and up, iPad Pro 2nd gen and newer (1080p @ 60FPS capable front camera)	iPhone 6s and up, iPad 2017 and up

MLM Outdoor: Recommended: iPhone 7 and up, iPad 2019 onward models (1080p capable front camera)

Rapsodo MLM app requires iOS 11 and above