

Financial Reports

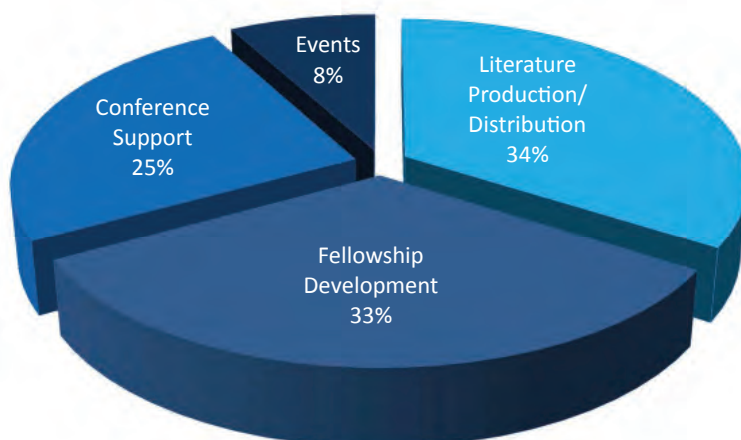
This section of the annual report is broken into three parts: consolidated statement of financial position and consolidated statement of activities, independent auditors' report, and contributions report.

The **consolidated statement of financial position** (SoFP) and **consolidated statement of activities** (SoA), also known as the "balance sheet" and "income statement," respectively, provide a report on the financial activity of NA World Services during the fiscal year. The SoFP, or balance sheet, gives a simple breakdown of the current assets and liabilities of NAWS in financial terms. The SoA, or income statement, provides a breakdown of the total income and expense for all branches of NAWS compared to the budget adopted at WSC 2010 and broken down in the categories shown in the chart. Under each set of expenses, we include costs for accounting, personnel, overhead, and technology. These are expenses that cannot be attributed directly to any of the specific areas of activity. They are budgeted and allocated (distributed) according to a calculated fixed percentage across the four activity areas. The allocated percentage is based on three factors: the number of personnel devoted to the activity, the approximate number of labor hours, and the amount of physical office space required by the activity and estimated for the two-year budget cycle.

The **independent auditors' report** is provided by an outside firm that conducts a professional audit of NAWS' financial reports and practices. NAWS contracts with an independent auditor to conduct

this annual review of all of our financial activity for each fiscal year as well as to perform random forensic (spot) checks. These forensic checks review and verify our internal controls and internal financial practices. In order to comply with legal requirements, we have an Audit Committee comprised of some members of the Business Plan Group. Consistent with normal accounting practice, this workgroup is independent of specific NAWS management control and operates on behalf of the Board.

Percentage of Expense for 2011–2012



The references to specific line items and expenses are shown differently in the NAWS income statement and the independent auditor's report. But they do show, within a few dollars the same income and expense, serving as the outside or impartial verification of our financial reporting for this fiscal year.

Finally, the **fellowship contributions report** is a report on the contributions received by NA World Services throughout the fiscal year from the NA Fellowship, broken down by region and/or country.



Narcotics Anonymous World Services
Consolidated Statement of Financial Position
 Balance Sheet – For the Twelve Months Ending 30 June 2012

ASSETS	
CURRENT ASSETS	
Cash and Cash Equivalents	
Checking Accounts and Money Market	\$1,052,503
Reserve Accounts	836,668
Total Accessable Cash for Operations	\$1,889,171
Cash in Iran	234,124
Reserve for WCNA	0
Cash Total	\$2,123,295
Accounts Receivable	
Accounts Receivable	\$970,880
Convention & Conference Clearing Accounts	7,126
Less Allowance for Doubtful Accounts	(116,848)
Receivable Total	861,158
Inventory	1,190,730
Prepaid Expenses and Sales Deposits	164,153
WCNA Deposits and Prepaid Expenses	12,500
Total Current Assets	\$4,351,837
EQUIPMENT, FURNITURE AND IMPROVEMENTS	
Equipment and Furniture	\$1,244,327
Leasehold Improvements	911,641
Intellectual and Software Property	1,678,649
Less Accumulated Depreciation and Amortization	(3,290,580)
Total Equipment, Furniture and Improvements	544,037
TOTAL ASSETS	\$4,895,873
LIABILITIES AND NET ASSETS	
CURRENT LIABILITIES	
Accounts Payable	\$232,545
Accrued Payroll Expense	181,832
Total Current Liabilities	\$414,377
LONG TERM LIABILITIES	
Notes Payable	\$0
Leases Payable	\$0
Total Long Term Liabilities	0
DEFERRED INCOME	
Conventions	\$0
Total Deferred Income	0
NET ASSETS	
Previous Unrestricted Net Assets	\$4,480,024
Current Gain / (Loss) Unrestricted Net Assets	1,473
Total Net Assets	4,481,496
TOTAL LIABILITIES AND NET ASSETS	\$4,895,873



Narcotics Anonymous World Services Consolidated Statement of Activities

Income Statement – For the Twelve Months Ending 30 June 2012

	<u>YTD ACTUAL</u>	<u>BUDGET</u>	<u>VARIANCE</u>
INCOME			
RECOVERY LITERATURE INCOME			
BASIC TEXT: Hardcover English	\$1,989,628	\$3,059,138	(\$1,069,510)
BASIC TEXT: Translated	255,289	175,881	79,408
BASIC TEXT: Softcover	869,049	766,947	102,102
JUST FOR TODAY	850,145	909,993	(59,848)
IT WORKS: HOW & WHY	606,864	688,735	(81,871)
SPONSORSHIP BOOK	29,478	48,686	(19,208)
STEP WORKING GUIDES	675,523	741,529	(66,006)
LITERATURE INCOME (IRAN)	579,508	1,066,058	(486,550)
OTHER RECOVERY LITERATURE	1,308,575	1,573,531	(264,956)
Subtotal	\$7,164,059	\$9,030,498	(\$1,866,439)
OTHER INVENTORY INCOME			
MEDALLIONS	\$757,046	\$755,940	\$1,106
KEY TAGS & CHIPS	1,116,902	1,150,741	(33,839)
NON-FIPT INFORMATION BOOKLETS	63,614	89,367	(25,753)
HANDBOOKS	52,466	60,821	(8,355)
SPECIALTY ITEMS	86,878	44,656	42,222
AUDIO MATERIALS	264	2,036	(1,772)
GROUP/AREA MATERIALS	227,889	130,488	97,401
MIRACLES HAPPEN	37,498	41,275	(3,777)
Subtotal	\$2,342,557	\$2,275,324	\$67,233
SHIPPING	\$489,049	\$492,645	(\$3,596)
DISCOUNTS	(1,244,441)	(1,492,840)	248,399
DEVELOPMENTAL SUBSIDIES & ALLOWANCES	(171,838)	(209,468)	37,630
Subtotal	(\$927,230)	(\$1,209,663)	\$282,433
Gross Literature Income (less discounts)	\$8,579,386	\$10,096,160	(\$1,516,774)
Gross Literature Income (without IRAN)	7,999,878	9,030,101	(1,030,223)
RECOVERY LITERATURE COST OF GOODS			
BASIC TEXT: Hardcover English	\$388,902	\$536,346	(\$147,444)
BASIC TEXT: Translated	38,441	30,799	7,642
BASIC TEXT: Softcover	116,091	111,541	4,550
JUST FOR TODAY	93,382	95,953	(2,571)
IT WORKS: HOW & WHY	101,710	107,069	(5,359)
SPONSORSHIP BOOK	6,043	11,432	(5,389)
STEP WORKING GUIDES	83,391	101,211	(17,820)
LITERATURE PRODUCTION (IRAN)	385,688	714,787	(329,099)
OTHER RECOVERY LITERATURE	204,148	311,743	(107,595)
Subtotal	\$1,417,796	\$2,020,881	(\$603,085)



Narcotics Anonymous World Services Consolidated Statement of Activities

Income Statement – For the Twelve Months Ending 30 June 2012

	<i>YTD ACTUAL</i>	<i>BUDGET</i>	<i>VARIANCE</i>
OTHER INVENTORY COST OF GOODS			
MEDALLIONS	\$166,461	\$167,955	(\$1,494)
KEY TAGS & CHIPS	237,759	248,337	(10,578)
NON-FIPT INFORMATION BOOKLETS	18,141	12,723	5,418
HANDBOOKS	18,387	18,747	(360)
SPECIALTY ITEMS	31,763	12,812	18,951
AUDIO MATERIALS	295	542	(247)
GROUP/AREA MATERIALS	58,448	36,917	21,531
MIRACLES HAPPEN	5,283	4,245	1,038
INVENTORY ADJUSTMENT	0	0	0
Subtotal	\$536,537	\$502,279	\$34,258
Total Cost of Goods	\$1,954,333	\$2,523,159	(\$568,826)
Total Cost of Goods without IRAN	1,568,645	1,808,372	(239,727)
Net Literature Income	\$6,625,053	\$7,573,000	(\$947,947)
Net Literature Income without IRAN	6,431,233	7,221,730	(790,497)
FELLOWSHIP DONATIONS			
BREAKDOWN BY DONOR TYPE			
Members	\$44,365	\$11,487	\$32,878
Groups	76,307	70,111	6,196
Areas	119,983	137,872	(17,889)
Regions	334,701	515,627	(180,926)
Events/Conventions	20,179	33,196	(13,017)
Unity Day	20,872	19,498	1,374
Zonal & Other Forums	50,453	3,373	47,080
Total Donations	\$666,860	\$791,164	(\$124,304)
MISCELLANEOUS INCOME			
LICENSED VENDOR PAYMENTS	\$20,150	\$25,245	(\$5,095)
INTEREST	6,740	14,280	(7,540)
MISCELLANEOUS	(2,919)	0	(2,919)
INTERBRANCH	0	0	0
Total Miscellaneous Income	\$23,971	\$39,525	(\$15,554)
OPERATING INCOME (Not including event specific)	\$7,315,884	\$8,403,689	(\$1,087,805)
OPERATING INCOME (Not including IRAN)	7,122,064	8,052,419	(930,355)



Narcotics Anonymous World Services Consolidated Statement of Activities

Income Statement – For the Twelve Months Ending 30 June 2012

	<i>YTD ACTUAL</i>	<i>BUDGET</i>	<i>VARIANCE</i>
EXPENSE			
LITERATURE PRODUCTION & DISTRIBUTION			
FIXED OPERATIONAL EXPENSES			
MARKETING	\$2,096	\$71,371	(\$69,275)
IN HOUSE PRODUCTION (not included in Cost of Goods)	71,747	59,307	12,440
TRANSLATIONS (not included in Cost of Goods)	30,530	70,071	(39,541)
LITERATURE DISTRIBUTION (IRAN)	124,417	37,385	87,032
SHIPPING	573,422	521,220	52,202
BUSINESS PLAN WORK GROUP	\$5,239	\$19,057	(\$13,818)
LEGAL	3,314	19,204	(15,890)
LITERATURE PRODUCTION & DISTRIBUTION TRAVEL	4,127	10,000	(5,873)
ACCOUNTING	14,075	12,674	1,401
PERSONNEL (Includes amount budgeted to variable projects)	1,159,736	1,162,329	(2,593)
OVERHEAD	493,009	574,319	(81,310)
TECHNOLOGY	109,529	44,584	64,945
Total Literature Production & Distribution	\$2,591,241	\$2,601,521	(\$10,280)
Total Literature Production & Distribution without IRAN	2,466,824	2,564,136	(97,312)
WORLD SERVICE CONFERENCE SUPPORT			
FIXED OPERATIONAL EXPENSES			
PUBLICATIONS	\$22,156	\$47,362	(\$25,206)
WORLD SERVICE CONFERENCE BI-ANNUAL MEETING	461,705	433,000	28,705
WORLD BOARD	242,961	248,171	(5,210)
HUMAN RESOURCE PANEL	16,639	14,239	2,400
WSC CO-FACILITATOR	2,251	4,040	(1,789)
ACCOUNTING	9,107	8,201	906
PERSONNEL (Includes amount budgeted to variable projects)	750,417	752,095	(1,678)
OVERHEAD	319,759	371,618	(51,859)
TECHNOLOGY	73,950	28,849	45,101
Subtotal	\$1,898,945	\$1,907,575	(\$1,907,575)
VARIABLE OPERATIONAL EXPENSES			
LEADERSHIP ORIENTATION MATERIAL	0	10,000	(10,000)
FELLOWSHIP ISSUE DISCUSSIONS	0	12,500	(12,500)
SERVICE SYSTEM	5,773	75,000	(69,227)
BOOK LENGTH PIECE - TRADITIONS	0	0	0
MEMBER EXPERIENCE PROJECT	0	2,000	(2,000)
FINISHED WSC PROJECTS	0	5,000	(5,000)
Subtotal	\$5,773	\$104,500	(\$98,727)
Total World Service Conference Support	\$1,904,718	\$2,012,075	(\$107,357)



Narcotics Anonymous World Services Consolidated Statement of Activities

Income Statement – For the Twelve Months Ending 30 June 2012

	<u>YTD ACTUAL</u>	<u>BUDGET</u>	<u>VARIANCE</u>
FELLOWSHIP DEVELOPMENT			
FIXED OPERATIONAL EXPENSES			
PUBLICATIONS	\$70,003	\$170,269	(\$100,266)
FELLOWSHIP SUPPORT	226,434	346,882	(120,448)
PUBLIC RELATIONS	57,800	127,021	(69,221)
DEVELOPMENTAL LITERATURE	317,716	426,252	(108,536)
ARCHIVES & INFORMATION MANAGEMENT	0	9,180	(9,180)
ACCOUNTING	14,075	12,674	1,401
PERSONNEL (Includes amount budgeted to variable projects)	1,159,736	1,162,329	(2,593)
OVERHEAD	564,010	574,319	(10,309)
TECHNOLOGY	109,529	44,584	64,945
Subtotal	\$2,519,303	\$2,873,510	(\$354,207)
VARIABLE OPERATIONAL EXPENSES			
PUBLIC RELATIONS DEVELOPMENT	\$562	\$43,000	(\$42,438)
SERVICE MATERIALS	0	16,250	(16,250)
Subtotal	\$562	\$59,250	(\$58,688)
Total Fellowship Development	\$2,519,865	\$2,932,760	(\$412,895)
EVENTS			
FIXED OPERATIONAL EXPENSES			
FUTURE (AND PRIOR) CONVENTIONS	\$43,417	\$49,335	(\$5,918)
LEGAL	0	0	0
ACCOUNTING	4,140	3,728	412
PERSONNEL (Includes amount budgeted to variable projects)	341,099	341,862	(763)
OVERHEAD	149,258	168,917	(19,659)
TECHNOLOGY	32,214	13,113	19,101
Total Events (Not including event specific)	\$570,128	\$576,955	(\$6,827)
TOTAL EXPENSE (Not including event specific)	\$7,585,952	\$8,123,312	(\$537,360)
TOTAL EXPENSE (Not including IRAN)	\$7,461,535	\$8,085,927	(\$624,392)
EXCESS REV/EXP (Not including event specific)	(\$270,068)	\$280,377	(\$550,445)
EXCESS REVENUE/EXPENSE (Not including IRAN)	(339,471)	(33,508)	(305,963)



Narcotics Anonymous World Services Consolidated Statement of Activities

Income Statement – For the Twelve Months Ending 30 June 2012

	<u>YTD ACTUAL</u>	<u>BUDGET</u>	<u>VARIANCE</u>
EVENT SPECIFIC			
EVENT SPECIFIC INCOME			
WCNA-34 INCOME			
REGISTRATION	\$1,106,874	\$1,213,000	(\$106,126)
SPECIAL EVENTS	483,270	754,500	(271,230)
NEWCOMER DONATIONS	28,282	0	28,282
MERCHANDISE	620,837	674,120	(53,283)
OTHER SALES	44,638	165,000	(120,362)
REBATES	6,020	0	6,020
Total Event Specific Income	\$2,289,921	\$2,806,620	(\$516,699)
EVENT SPECIFIC EXPENSE			
WCNA-34 EXPENSE			
REGISTRATION	\$368,938	\$514,900	(\$145,962)
SPECIAL EVENTS	420,732	558,600	(137,868)
PROGRAM	287,365	275,650	11,715
MERCHANDISE	548,060	474,812	73,248
FACILITIES	174,732	484,000	(309,268)
SUPPORT COMMITTEE	11,225	23,150	(11,925)
ADMINISTRATION	207,326	189,450	17,876
Total Event Specific Expense	\$2,018,378	\$2,520,562	(\$502,184)
Total Event Specific Excess Revenue/Expense	\$271,543	\$286,058	(\$14,515)
INCREASE (DECREASE) NET ASSETS	\$1,475	\$566,435	(\$564,960)
INCREASE (DECREASE) without IRAN	(\$67,928)	\$252,550	(\$320,478)



MKA MILLER KAPLAN ARASE LLP

CERTIFIED PUBLIC ACCOUNTANTS SINCE 1941

Independent Auditors' Report

To the World Board of
Narcotics Anonymous World Services, Inc.

We have audited the accompanying consolidated statements of financial position of Narcotics Anonymous World Services, Inc. (the "Organization") as of June 30, 2012, 2011 and 2010, and the related consolidated statements of activities, functional expenses and cash flows for the years then ended. These consolidated financial statements are the responsibility of the Organization's management. Our responsibility is to express an opinion on these consolidated financial statements based on our audits. We did not audit the financial statements of Payam Omega, (the official business name of the Iran service office) as of June 30, 2012 and 2011 and for the years then ended, which statements reflect total assets of \$580,651 and \$1,122,502 as of June 30, 2012 and 2011, respectively, and total revenues of \$193,820 and \$328,950, respectively, for the years then ended. Except as explained in the third paragraph, those statements were audited by other auditors whose report has been furnished to us, and our opinion, insofar as it relates to the amounts included for Payam Omega, is based solely on the report of the other auditors.

We conducted our audits in accordance with auditing standards generally accepted in the United States of America. Those standards require that we plan and perform the audit to obtain reasonable assurance about whether the consolidated financial statements are free of material misstatement. An audit includes examining, on a test basis, evidence supporting the amounts and disclosures in the financial statements. An audit also includes assessing the accounting principles used and significant estimates made by management, as well as evaluating the overall financial statement presentation. We believe that our audits and the report of the other auditors provide a reasonable basis for our opinion.

The opinion of the other auditors on the June 30, 2012 and 2011 financial statements of Payam Omega was qualified because they were not able to obtain information to support inventory in the amount of \$317,021 as of June 30, 2012 and \$492,185 as of June 30, 2011, and net assets of \$171,708 as of June 30, 2010.

In our opinion, based on our audits and the report of the other auditors, except for the effects of such adjustments, if any, as might have been determined to be necessary had the other auditors been able to satisfy themselves as to Payam Omega's inventory as of June 30, 2012 and 2011 and net assets as of June 30, 2010, the consolidated financial statements referred to in the first paragraph present fairly, in all material respects, the financial position of Narcotics Anonymous World Services, Inc. as of June 30, 2012, 2011 and 2010 and the changes in its net assets and its cash flows for the years then ended in conformity with accounting principles generally accepted in the United States of America.

Miller Kaplan Arase LLP
MILLER KAPLAN ARASE LLP

February 25, 2013

Mammon Kaplan, CPA
George Nadel Rivin, CPA
Edwin Kanemaru, CPA
Kenneth R. Holmer, CPA
Douglas S. Waite, CPA
Donald G. Garrett, CPA
Catherine C. Gardner, CPA
Jeffrey L. Goss, CPA
Richard DeFronzo, JD
Joanna Bolsky, CPA
Ronald D. Chandler, CPA
Michael G. Kaplan, CPA
Michael J. Quackenbush, CPA
Edmond Avanes, CPA
Crane Curran, CPA
Brian J. Harris, CPA
Gregory E. Klein, CPA
Linda Blicher, MBA
Andrew B. Koski, MBA
Grant K. Miller, CPA
Barbara Kogen, CPA
Karni B. Cohen, CPA

Stanley L. Miller, CPA (1921-95)
Paul Arase, CPA (Retired)

Los Angeles
4123 Lankarshim Boulevard
North Hollywood, CA 91602
Tel: 818.769.2010

San Francisco
44 Montgomery Street
Suite 3701
San Francisco, CA 94104
Tel: 415.956.3600

Seattle
1700 7th Avenue
Suite 2100
Seattle, WA 98101
Tel: 206.826.7180

Portland
1200 NW Marshall Street
Suite 812
Portland, OR 97209
Tel: 971.255.0546

Las Vegas
330 East Warm Springs Road
Las Vegas, NV 89119
Tel: 702.315.4213

an independent member of
BAKER TILLY
INTERNATIONAL



Narcotics Anonymous World Services
Consolidated Statements of Financial Position
Exhibit A

	<u>June 30, 2012</u>	<u>June 30, 2011</u>	<u>June 30, 2010</u>
Assets			
Current assets:			
Cash and cash equivalents	\$ 1,745,407	\$ 2,647,954	\$ 1,399,126
Investments - at fair value	385,014	386,073	470,582
Accounts receivable (net of allowance for uncollectible accounts of \$116,848, \$106,239, and \$84,512, respectively)	854,032	1,073,696	761,307
Publication inventory	1,190,730	1,378,442	1,111,155
Prepaid expenses	175,106	220,245	156,426
Total current assets	<u>4,350,289</u>	<u>5,706,410</u>	<u>3,898,596</u>
Property and equipment:			
Furniture and equipment	1,244,327	1,200,797	1,499,489
Leasehold improvements	911,641	889,860	883,491
	2,155,968	2,090,657	2,382,980
Less: accumulated depreciation and amortization	<u>(1,984,515)</u>	<u>(1,940,180)</u>	<u>(2,292,381)</u>
Total property and equipment - net	<u>171,453</u>	<u>150,477</u>	<u>90,599</u>
Other assets:			
Deposits	1,547	429,536	12,297
Trademarks, software and copyrights (net of accumulated amortization of \$1,306,064, \$1,223,363, and \$1,172,804, respectively)	372,584	354,973	375,936
Total other assets	<u>374,131</u>	<u>784,509</u>	<u>388,233</u>
Total assets	<u>\$ 4,895,873</u>	<u>\$ 6,641,396</u>	<u>\$ 4,377,428</u>
Liabilities and net assets			
Current Liabilities:			
Accounts payable	\$ 232,545	\$ 739,196	\$ 170,473
Accrued salaries, vacation and tax withholdings payable	181,832	221,540	260,837
Deferred convention revenue	-	1,200,624	-
Total current liabilities	<u>414,377</u>	<u>2,161,360</u>	<u>431,310</u>
Unrestricted net assets	<u>4,481,496</u>	<u>4,480,036</u>	<u>3,946,118</u>
Total liabilities and net assets	<u>\$ 4,895,873</u>	<u>\$ 6,641,396</u>	<u>\$ 4,377,428</u>

See accompanying notes to consolidated financial statements.



**Narcotics Anonymous World Services
Consolidated Statements of Activities
Exhibit B**

	Years Ended		
	June 30, 2012	June 30, 2011	June 30, 2010
Revenues, gains and other support:			
Sales of publications and program materials	\$ 8,581,430	\$ 9,411,732	\$ 8,995,088
Less: discounts and cost of sales	2,729,082	3,609,186	2,977,222
Net sales of publications and program materials	5,852,348	5,802,546	6,017,866
Convention registration and other revenue	2,289,960	-	979,551
Fellowship contributions	666,859	742,144	643,745
Interest	6,740	6,200	11,306
Other	21,611	29,049	22,963
Total revenues, gains and other support	8,837,518	6,579,939	7,675,431
Expenses:			
Literature production and distribution	1,782,572	1,783,768	1,723,056
World Service Conference support	1,865,846	1,447,619	1,982,314
Fellowship development	2,410,368	2,279,236	2,616,805
Events	2,622,409	471,733	1,669,827
	8,681,195	5,982,356	7,992,002
Depreciation and amortization expense	150,334	63,665	273,548
Gain (loss) on disposal of fixed assets	4,529	-	(125,766)
	154,863	63,665	147,782
Total expenses	8,836,058	6,046,021	8,139,784
Change in net assets	1,460	533,918	(464,353)
Unrestricted net assets:			
Beginning of year	4,480,036	3,946,118	4,410,471
End of year	\$ 4,481,496	\$ 4,480,036	\$ 3,946,118

See accompanying notes to consolidated financial statements.



Narcotics Anonymous World Services
Consolidated Statements of Functional Expenses
Exhibit C-1

	Year Ended June 30, 2012				
	Literature Production and Distribution	World Service Conference Support	Fellowship Development	Events	Total
Expenses:					
Salaries, wages and payroll taxes	\$ 970,220	\$ 627,790	\$ 970,220	\$ 336,888	\$ 2,905,118
Employee health benefits	131,903	85,349	131,903	38,794	387,949
Retirement contribution	22,775	14,736	22,775	6,698	66,984
Contract labor	2,047	1,326	2,047	602	6,022
Convention expense	-	-	-	2,061,836	2,061,836
Occupancy	221,474	143,306	221,474	65,139	651,393
Travel	1,091	2,958	1,207	321	5,577
Conferences	-	478,344	-	-	478,344
Worldwide workshops	-	-	85,920	-	85,920
Telephone	32,741	21,185	32,741	9,630	96,297
Postage	5,778	4,570	6,518	5,991	22,857
Office expense	31,661	20,486	31,661	9,312	93,120
Professional fees	85,075	15,463	23,898	7,029	131,465
Equipment leases	145,072	93,870	145,072	42,669	426,683
Computer expense	68,020	47,091	68,020	20,006	203,137
Insurance	20,650	13,361	20,650	6,074	60,735
Interest expense	1,092	706	1,092	321	3,211
Developmental literature	-	-	58,083	-	58,083
Free publications	-	22,155	70,003	-	92,158
Free literature	-	-	185,594	-	185,594
Currency conversion	-	-	70,266	-	70,266
Public relations	-	-	60,226	-	60,226
Workgroups	5,239	5,773	69	-	11,081
World board	-	242,961	-	-	242,961
Fellowship assistance	-	-	128,256	-	128,256
Website expense	26,886	17,397	26,886	7,908	79,077
Other operating expenses	10,848	7,019	45,787	3,191	66,845
	<u>1,782,572</u>	<u>1,865,846</u>	<u>2,410,368</u>	<u>2,622,409</u>	<u>8,681,195</u>
Depreciation and amortization	51,114	33,073	51,114	15,033	150,334
Loss on disposal	1,540	996	1,540	453	4,529
Total expenses	<u>\$ 1,835,226</u>	<u>\$ 1,899,915</u>	<u>\$ 2,463,022</u>	<u>\$ 2,637,895</u>	<u>\$ 8,836,058</u>

See accompanying notes to consolidated financial statements.



Narcotics Anonymous World Services
Consolidated Statements of Functional Expenses
Exhibit C-2

	Year Ended June 30, 2011				
	Literature Production and Distribution	World Service Conference Support	Fellowship Development	Events	Total
Expenses:					
Salaries, wages and payroll taxes	\$ 1,018,222	\$ 625,479	\$ 989,129	\$ 276,375	\$ 2,909,205
Employee health benefits	134,915	82,876	131,060	36,619	385,470
Retirement contribution	21,185	13,014	20,580	5,750	60,529
Contract labor	727	446	706	197	2,076
Convention expense	-	-	-	13,524	13,524
Occupancy	206,889	106,298	168,099	46,968	528,254
Travel	45	303	43	12	403
Conferences	-	7,826	-	-	7,826
Worldwide workshops	-	-	51,496	-	51,496
Telephone	30,051	18,460	29,193	8,156	85,860
Postage	7,516	5,335	7,300	3,540	23,691
Office expense	23,738	14,583	23,060	6,444	67,825
Professional fees	75,305	16,221	25,651	7,167	124,344
Equipment leases	149,129	91,608	144,869	40,478	426,084
Computer expense	46,770	30,846	45,434	12,694	135,744
Insurance	23,453	14,407	22,783	6,366	67,009
Developmental literature	-	-	77,812	-	77,812
Free publications	-	15,013	91,368	-	106,381
Free literature	-	-	240,140	-	240,140
Currency conversion	(14,729)	(9,048)	25,243	(3,998)	(2,532)
Public relations	-	-	72,862	-	72,862
Workgroups	18,397	217,221	601	-	236,219
World board	-	170,834	-	-	170,834
Fellowship assistance	-	-	28,988	-	28,988
Website expense	30,398	18,673	29,530	8,251	86,852
Other operating expenses	11,757	7,224	53,289	3,190	75,460
	<u>1,783,768</u>	<u>1,447,619</u>	<u>2,279,236</u>	<u>471,733</u>	<u>5,982,356</u>
Depreciation and amortization	22,283	13,688	21,646	6,048	63,665
Total expenses	<u>\$ 1,806,051</u>	<u>\$ 1,461,307</u>	<u>\$ 2,300,882</u>	<u>\$ 477,781</u>	<u>\$ 6,046,021</u>

See accompanying notes to consolidated financial statements.



Narcotics Anonymous World Services
Consolidated Statements of Functional Expenses
Exhibit C-3

	Year Ended June 30, 2010				
	Literature Production and Distribution	World Service Conference Support	Fellowship Development	Events	Total
Expenses:					
Salaries, wages and payroll taxes	\$ 1,026,254	\$ 664,047	\$ 1,026,254	\$ 301,839	\$ 3,018,394
Employee health benefits	126,911	82,119	126,911	37,327	373,268
Retirement contribution	23,780	15,387	23,780	6,994	69,941
Contract labor	2,495	1,615	2,495	734	7,339
Convention expense	-	-	-	1,164,640	1,164,640
Occupancy	177,133	103,973	160,685	47,260	489,051
Travel	-	2,295	-	-	2,295
Conferences	-	425,662	-	-	425,662
Worldwide workshops	-	-	142,412	-	142,412
Telephone	30,809	19,936	30,809	11,812	93,366
Postage	6,786	5,158	6,786	5,602	24,332
Office expense	34,783	22,994	34,783	10,230	102,790
Professional fees	72,821	17,576	27,163	9,569	127,129
Equipment leases	94,052	60,857	94,052	27,662	276,623
Computer expense	47,766	33,364	47,766	34,373	163,269
Insurance	18,560	12,009	18,560	5,459	54,588
Interest expense	25,839	16,719	25,839	7,600	75,997
Developmental literature	-	-	106,762	-	106,762
Free publications	-	43,828	171,212	-	215,040
Free literature	-	458	250,968	-	251,426
Currency conversion	-	-	47,231	(11,336)	35,895
Public relations	-	-	69,265	-	69,265
Workgroups	5,127	164,517	7,451	-	177,095
World board	-	270,427	-	-	270,427
Fellowship assistance	-	-	137,486	-	137,486
Website expense	19,154	12,394	19,154	5,634	56,336
Other operating expenses	10,786	6,979	38,981	4,428	61,174
	<u>1,723,056</u>	<u>1,982,314</u>	<u>2,616,805</u>	<u>1,669,827</u>	<u>7,992,002</u>
Depreciation and amortization	93,006	60,180	93,006	27,356	273,548
Gain on disposal	(42,760)	(27,668)	(42,760)	(12,578)	(125,766)
Total expenses	<u>\$ 1,773,302</u>	<u>\$ 2,014,826</u>	<u>\$ 2,667,051</u>	<u>\$ 1,684,605</u>	<u>\$ 8,139,784</u>

See accompanying notes to consolidated financial statements.



Narcotics Anonymous World Services

Consolidated Statements of Cash Flows

Exhibit D

	Years Ended		
	June 30, 2012	June 30, 2011	June 30, 2010
Cash flows from operating activities:			
Change in net assets	\$ 1,460	\$ 533,918	\$ (464,353)
Adjustment to reconcile change in net assets to net cash provided (used) by operating activities:			
Depreciation and amortization	150,334	63,665	273,548
(Gain) loss on disposal of fixed assets	4,529	-	(125,766)
(Increase) decrease in assets:			
Accounts receivable	219,664	(312,389)	152,606
Publication inventory	187,712	(267,287)	106,740
Prepaid expenses	45,139	(63,819)	(74,326)
Deposits	427,989	(417,239)	232,727
Increase (decrease) in liabilities:			
Accounts payable	(506,651)	568,723	(246,411)
Accrued salaries and withholdings payable	(39,708)	(39,297)	36,309
Deferred convention revenue	(1,200,624)	1,200,624	(517,787)
Net cash provided (used) by operating activities	(710,156)	1,266,899	(626,713)
Cash flows from investing activities:			
Purchases of investments	(441,095)	(22,019)	(11,307)
Proceeds from the sale of investments	442,154	106,528	395,975
Purchases of property and equipment	(71,007)	(47,513)	(36,471)
Purchases of leasehold improvements	(22,130)	(6,370)	(17,769)
Payments to secure copyrights and trademarks and purchase software	(100,313)	(48,697)	(61,378)
Net cash provided (used) by investing activities	(192,391)	(18,071)	269,050
Cash flows from financing activities -			
Repayment of capital lease obligations	-	-	(55,717)
Net increase (decrease) in cash and cash equivalents	(902,547)	1,248,828	(413,380)
Cash and cash equivalents:			
Beginning of year	2,647,954	1,399,126	1,812,506
End of year	\$ 1,745,407	\$ 2,647,954	\$ 1,399,126

Supplemental disclosures of cash flow information:

Interest paid during the years ended June 30, 2012, 2011 and 2010 amounted to \$3,211, \$0, and \$75,997, respectively.

In the year ended June 30, 2010, leased equipment with a net book value of \$399,066 was replaced and the related lease obligations, totaling \$544,084, were terminated.



Notes to Consolidated Financial Statement

Independent Auditors' Report Years Ended June 2012, 2011, and 2010

NOTE 1 - ORGANIZATION AND NATURE OF ACTIVITIES

Narcotics Anonymous World Services, Inc. (NAWS) was incorporated on January 25, 1977 and is headquartered in Chatsworth, California. In addition, NAWS operates a literature distribution facility in Toronto, Canada and offices in Brussels, Belgium, and Iran. NAWS' Iranian service office is known as Payam Omega. NAWS is a not-for-profit organization that provides communications and information for the Fellowship of Narcotics Anonymous (NA). NAWS achieves its purpose by maintaining correspondence with NA groups and service committees, by printing and distributing World Services Conference (WSC) approved literature, and by maintaining the archives and files of NA.

In 1993, NA established the Fellowship Intellectual Property Trust (the Trust). The Trust was established for the purpose of holding and administering all recovery material and other intellectual properties of NA. The Trust is included in the consolidated financial statements of NAWS as a result of common control.

NAWS is exempt from income tax under Section 501(c)(3) of the Internal Revenue Code and the California Revenue and Taxation Code. The Trust is also exempt under the applicable Internal Revenue Code and comparable California Revenue and Taxation Code. In addition, the Internal Revenue Service has determined that NAWS and the Trust are not private foundations within the meaning of Section 509(a) of the Internal Revenue Code. Therefore, no provision for Federal and state income taxes was made for either NAWS or the Trust.

NOTE 2 - SUMMARY OF SIGNIFICANT ACCOUNTING POLICIES

A. Consolidation Policy and Basis of Accounting

The accompanying consolidated financial statements include the accounts of NAWS and the Trust. Significant intercompany balances and transactions are eliminated in consolidation. The consolidated financial statements are prepared on the accrual basis of accounting.

B. Financial Statement Presentation

Under U.S. generally accepted accounting principles (GAAP) not-for-profit organizations are required to report information regarding financial position and activities according to three classes of net assets: unrestricted net assets, temporarily restricted net assets and permanently restricted net assets. As of June 30, 2012, 2011 and 2010, NAWS held no temporarily or permanently restricted net assets.

C. Cash and Cash Equivalents

NAWS considers all funds held in checking, savings and money market accounts to be cash and cash equivalents. Short term investments with initial maturities of 30 days or less are also considered cash equivalent.

D. Investments

NAWS investments are reported at fair value. Investments include certificates of deposit, equities and government securities. See Note 5.

E. Publication Inventory

Publications and other items held for resale are included in inventory and are carried at the lower of cost or market, with cost determined by the first-in, first-out method.



NOTE 2 - SUMMARY OF SIGNIFICANT ACCOUNTING POLICIES (Continued)

F. Property and Equipment

Leasehold improvements and furniture and equipment are stated at cost. Major additions are capitalized while replacements, maintenance and repairs that do not improve or extend the useful life of the asset are expensed. Depreciation is computed using the straight-line method over the estimated useful lives of the related assets, which are as follows:

Leasehold improvements	5 years
Furniture and equipment	5 - 10 years

Depreciation expense for the years ended June 30, 2012, 2011, and 2010 amounted to \$67,633, \$13,106 and \$171,942, respectively.

G. Trademarks and Copyrights

The cost of acquiring and defending copyrights and trademarks is capitalized and is amortized over the approximate economic life of the copyright or trademark, which is estimated to be ten years. The cost of computer software is also capitalized and amortized over a period of seven years. Amortization expense for the years ended June 30, 2012, 2011 and 2010 amounted to \$82,701, \$50,559 and \$101,606, respectively.

H. Accounts Receivable and Allowance for Doubtful Accounts

Accounts receivable are reported net of an allowance for doubtful accounts. The allowance is based on management's estimate of the amount of receivables that will actually be collected. Management estimates uncollectible accounts based on the age of the receivable and other factors.

I. Translation of Foreign Financial Statements

Financial operations in Canada, Europe and the Middle East are translated throughout the year to United States dollars. Gains or losses resulting from translating foreign currency financial statements are recorded in the consolidated statements of activities.

J. Estimates

The preparation of financial statements in conformity with accounting principles generally accepted in the United States of America requires management to make estimates and assumptions that affect certain reported amounts and disclosures in the financial statements. Actual results could differ from those estimates.

K. Functional Allocation of Expenses

Based on estimates developed by management, 2012, 2011, and 2010 program service costs totaled \$7,952,452, \$5,441,419 and \$7,325,806, management and general costs totaled \$883,606, \$604,602 and \$813,978, respectively.

L. Tax Status

NAWS has adopted guidance on accounting for uncertainty in income taxes issued by the Financial Accounting Standards Board. Management believes that NAWS has taken no uncertain tax positions that require adjustment to the financial statements to comply with the provisions of this guidance. Information returns for years subsequent to June 30, 2008 (2007 for state returns) are subject to examination by authorities.



NOTE 2 - SUMMARY OF SIGNIFICANT ACCOUNTING POLICIES (Continued)

M. Reclassifications

Certain 2010 and 2011 amounts have been reclassified to conform to the 2012 presentation.

NOTE 3 - RETIREMENT PLAN

NAWS maintains a qualified defined contribution retirement plan, which covers all employees. Under the terms of the plan, employees may elect to contribute pre-tax earnings up to the maximum allowable amount. NAWS matches deferrals of up to 5% of compensation based on the employee's number of years of service. NAWS contributions totaled \$66,984, \$60,529 and \$69,941 for the years ended June 30, 2012, 2011 and 2010, respectively.

NOTE 4 - OPERATING AND CAPITAL LEASES

NAWS has entered into capital lease agreements for the use of office equipment. The total value of the equipment under capital leases as of June 30, 2009 was \$776,560. These agreements were terminated and the equipment retired during 2010. Replacement equipment was obtained under a new agreement, which is treated as an operating lease in the accounting records. NAWS leases additional equipment and facilities under various operating leases.

The following is a schedule of future minimum rental payments required under operating leases that have initial or remaining noncancelable lease terms in excess of one year as of June 30, 2012:

<u>Year ending June 30,</u>	
2013	\$ 825,641
2014	815,781
2015	825,059
2016	573,373
2017	384,316
Thereafter	<u>367,479</u>
Total minimum payments required	<u>\$ 3,791,649</u>

Total payments made under the leases during the years ended June 30, 2012, 2011 and 2010 were \$720,697, \$655,245 and \$746,935 respectively.

NOTE 5 - INVESTMENTS

GAAP establishes a fair value hierarchy that prioritizes valuation inputs into three levels based on the extent to which inputs used in measuring fair value are observable in the market:

Level 1 – Inputs are quoted prices in an active market.

Level 2 – Inputs are quoted prices for similar instruments and model-based valuation techniques for which all significant assumptions are observable in the market or can be corroborated by observable market data.

Level 3 – Inputs are generally unobservable and typically reflect management's estimates of assumptions that market participants would use in pricing the asset or liability.

NOTE 5 - INVESTMENTS (Continued)

The following tables summarize investments based on the inputs used to value them:

June 30, 2012				
	Level 1	Level 2	Level 3	Total
Certificates of deposit	\$ -	\$ -	\$ 372,390	\$ 372,390
U.S. Government and Government Agency obligations	-	7,863	-	7,863
Equities	4,761	-	-	4,761
	<u>\$ 4,761</u>	<u>\$ 7,863</u>	<u>\$ 372,390</u>	<u>\$ 385,014</u>
June 30, 2011				
	Level 1	Level 2	Level 3	Total
Certificates of deposit	\$ -	\$ -	\$ 372,105	\$ 372,105
U.S. Government and Government Agency obligations	-	9,371	-	9,371
Equities	4,597	-	-	4,597
	<u>\$ 4,597</u>	<u>\$ 9,371</u>	<u>\$ 372,105</u>	<u>\$ 386,073</u>
June 30, 2010				
	Level 1	Level 2	Level 3	Total
Certificates of deposit	\$ -	\$ -	\$ 455,791	\$ 455,791
U.S. Government and Government Agency obligations	-	13,222	-	13,222
Equities	1,569	-	-	1,569
	<u>\$ 1,569</u>	<u>\$ 13,222</u>	<u>\$ 455,791</u>	<u>\$ 470,582</u>

The following tables reconcile the beginning and ending fair value of the Plan's Level 3 investments:

	Years Ended		
	June 30, 2012	June 30, 2011	June 30, 2010
Balance, July 1	\$ 372,105	\$ 455,791	\$ 415,336
Purchases/accrued interest	440,479	12,315	12,178
Sales/maturities	(440,194)	(96,001)	28,277
Balance, June 30	<u>\$ 372,390</u>	<u>\$ 372,105</u>	<u>\$ 455,791</u>

Level 1 investments comprise equities traded daily on an active exchange. Level 2 investments consist of government obligations valued based on trade prices for similar securities. Level 3 investments are certificates of deposit reported at cost, which approximates fair value.

NOTE 6 - CONCENTRATIONS OF CREDIT RISK

NAWS places its cash and cash equivalents with high quality financial institutions. Cash in U.S. banks was fully covered by the Federal Deposit Insurance Corporation (FDIC). Cash in Canadian accounts is insured up to \$100,000 (Canadian) per bank. Cash in other foreign accounts is not insured by the FDIC and totaled approximately \$350,000 as of June 30, 2012.

Assets reported in the statement of financial position as of June 30, 2012 include cash of approximately \$234,000 and publication inventory of approximately \$317,000 at Payam Omega. Due to current relations between Iran and the United States, it is unlikely that NAWS could transfer such assets out of Iran; accordingly their use is limited to Iranian operations.

NOTE 7 - EMPLOYMENT CONTRACT

NAWS has entered into an employment agreement with its Executive Director. The agreement provides for compensation and benefits and expires on December 31, 2013. Should the agreement be terminated by NAWS, certain amounts would be payable to the Executive Director as defined in the agreement.

NOTE 8 - SUBSEQUENT EVENTS

Management has evaluated subsequent events through February 25, 2013, the date these financial statements were available to be issued. There were no material subsequent events that require recognition or additional disclosure in these financial statements.

Invest in Our Vision

With each edition of the annual report, we provide a detailed list of the contributions members, groups, and service committees have sent us during the fiscal year. We organize the contributions by region for easy reference. Looking at the contribution figures as compared to the total expenses for fellowship services gives us a snapshot view of how far these fellowship contributions go in paying for the services we provide for and on behalf of our worldwide fellowship.

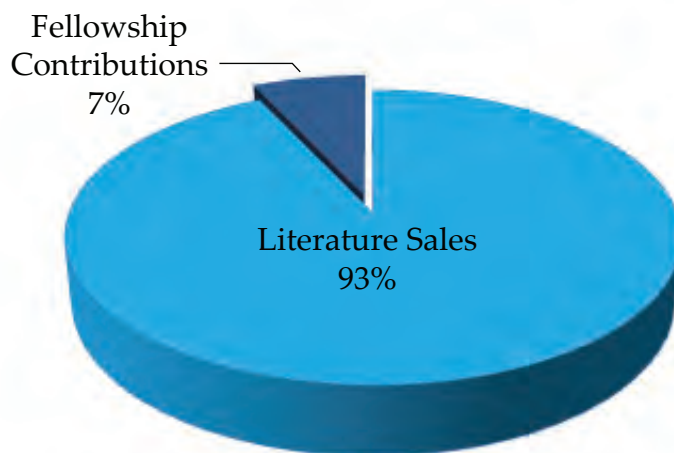
As most of our members understand, the fact that NA World Services, Inc. must operate as a business does not change the spiritual nature of our goals as an organization. This is supported by the approval of A Vision for NA Service at WSC 2010. While some organizations respond to the ongoing challenges posed by the global economic climate by cutting the level of services provided, the continued pursuit of our vision means continuing to provide the highest level of services we can.

As the following charts indicate, we have been able to make modest cuts without a serious reduction in the services we provide to the fellowship. The unfortunate reality is that we are not able to calculate the overall loss the fellowship sustains when we are unable to provide workshops for a developing NA community or when we are unable to have a presence at a public relations event. In some cases we are able to rely on local members to step up and fill those roles in our absence, but other times these unattended events simply represent missed opportunities. While we were able

to reduce expenses during this fiscal year, the coming year will include the rather considerable expenses associated with holding the World Service Conference. The conference is another area where we have sought to reduce expenses as much as possible, but the costs of holding any week-long event of this type can only be reduced so much.

The following table shows the total contributions we have received per group in recent years, as compared to the cost per group of services we provide

Percentage of Income for 2011-2012

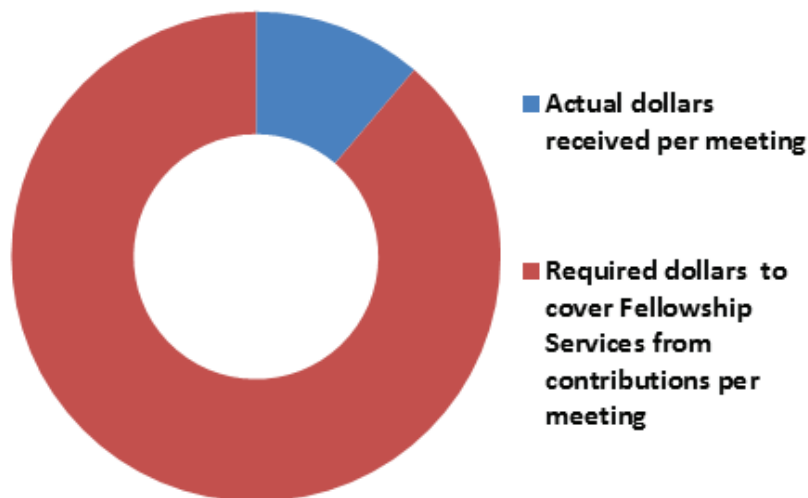




(i.e., WSC support and fellowship development expenses). These figures are meant to provide an idea of what it would take for our fellowship services to be funded entirely by fellowship contributions. With the size of the Iranian fellowship and the current political situation that makes contributions difficult, we are also offering the figures with Iran removed from the equation.

Annual WSC & Fellowship Development Expenses and Total Weekly Meetings Worldwide

Year	2008–2009	2009–2010	2010–2011	2011–2012	2011–2012 without Iran
Number of meetings worldwide (approx.)	53,038	58,039	58,039	61,888	43,693
Total contributions received from meetings worldwide	\$807,711	\$643,745	\$741,994	\$666,860	\$666,860
Contributions received per meeting worldwide	\$15.23	\$11.09	\$12.78	\$10.78	\$15.26
Cost to fund fellowship services (WSC support and fellowship development)	\$4,773,473	\$4,777,373	\$3,854,232	\$4,611,670	4,611,670
Dollars needed per meeting worldwide to cover fellowship services	\$90.00	\$82.31	\$66.41	\$74.52	\$105.55
Percentage of expenses currently covered by fellowship contributions	16.9%	13.5%	19.3%	14.5%	14.5%



About half of our fellowship is concentrated in the US and Canada, but about 80% of our contributions also come from NA groups and service bodies in that part of the world. Many NA communities outside of North America are still in early developmental stages or exist in places where the economic conditions prevent the possibility of making substantial financial contributions to the global fellowship anytime in the near future. With that in mind, we also provide figures regarding what it would take for groups in US/Canada to fully fund the services provided directly to the fellow-



ship by NAWS each year. These figures are noticeably higher, but when broken down to a monthly figure, this would amount to each group in the US and Canada contributing a little more than \$13 to NA World Services each month. Especially for well-off groups in the US and Canada, this figure does not seem too outrageous. Indeed, in recent years we have seen an uptick in the number of contributions coming directly from NA groups, which is a fund-flow model supported not just by the recently updated self-support pamphlets, but one that has been a part of Fellowship-approved NA literature since the mid-1990s.

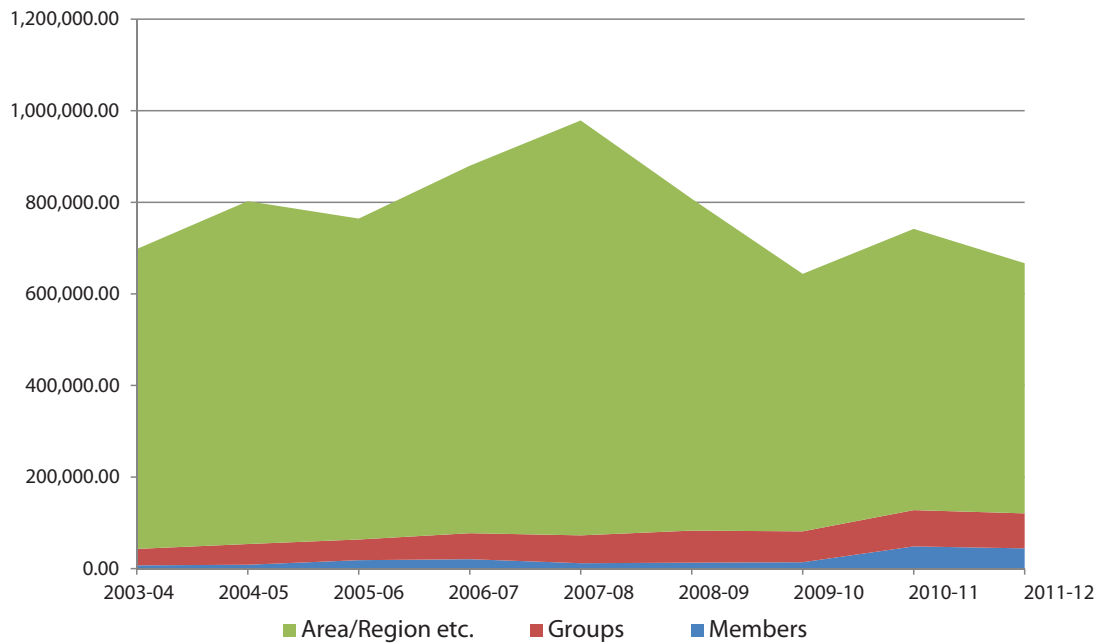
Annual WSC & Fellowship Development Expenses and Total US/Canada Meetings

Year	2008–2009	2009–2010	2010–2011	2011–2012
Number of meetings in US and Canada (approx.)	26,779	27,883	27,883	29,097
Contributions received from US and Canada	\$724,200	\$537,819	\$589,882	\$581,554
Contributions received per US and Canada meeting	\$27.04	\$19.32	\$21.19	\$19.99
Cost to fund fellowship services (WSC support and fellowship development)	\$4,773,473	\$4,777,373	\$3,854,232	\$4,611,670
Dollars needed per US/Canada meeting to cover fellowship services	\$178.25	\$171.64	\$138.48	\$158.55
Percentage of expenses currently covered by US/Canada contributions	15.2%	11.3%	15.6%	12.6%

As always, we encourage other service bodies to do what we have done here: calculate the cost of delivering effective services in your area or region and report those numbers to the local NA groups. The figures will be most helpful when broken down into meaningful numbers, such as the amount of contributions needed per group, per month, to keep the local service budget solvent. By providing members information about what it takes to make these services possible, we can help them see how the money they put in the basket is an investment in our vision.



Donation Trends 1995-2012



This chart illustrates the amount of fellowship contributions received over the past decade. The portion in green illustrates contributions coming from service committees of various types, which includes revenues from conventions, events, and merchandise sales. The portion in red shows contributions coming from NA groups, and blue from individual members. While contributions overall haven't rebounded much since the economic downturn, the portions of the total contributions received that are coming directly from groups and from individual members have been gradually increasing. As the self-support IPs approved in 2010 suggested, direct contributions to each level of service are a more reliable method for funding the NA service system. While it is slow to change our culture of contributions, this chart suggests that the culture has begun to shift a bit..

Regional Contributions

		Jul 2011/ Jun 2012 No. of Contributions	Jul 2011/ Jun 2012 Contributions	Jul 2010/ Jun 2011 Contributions
ABCD Region				
3981601	ABCD REGION (NY)	12	1,613.56	1,818.10
3981402	ALBANY/RENSSELAER AREA (NY)	1	183.76	524.86
3981401	MOHAWK RIVER AREA (NY)	1	47.63	38.39
	<i>ABCD Region Total:</i>	14	<u>1,844.95</u>	<u>2,381.35</u>
Alabama - Northwest Florida				
3011217	AGAINST THE ODDS GROUP OF NA	0	0.00	11.67
3011601	ALABAMA/NW FLORIDA RSC (AL)	3	4,582.48	365.00
3011216	EXPECT A MIRACLE (AL)	2	425.00	0.00
3011211	GRATITUDE GROUP OF NA (FL)	0	0.00	229.23
3011401	GREATER PENSACOLA ASC	1	1,465.61	500.00
	INDIVIDUAL MEMBERS	1	62.09	25.00
	<i>Alabama - Northwest Florida Total:</i>	7	<u>6,535.18</u>	<u>1,130.90</u>
Alaska Region				
3021601	ALASKA RSC (AK)	1	475.50	2,063.79
3021401	ANCHORAGE AREA (AK)	0	0.00	23.76
3021212	CLEAN MACHINE GROUP (AK)	0	0.00	50.00
3021213	OUR GRATITUDE SPEAKS (AK)	0	0.00	70.00
3021214	OUT TO LUNCH BUNCH (AK)	1	17.00	0.00
3021215	SO FRESH & SO CLEAN GROUP (AK)	1	20.00	0.00
3021202	WALK YOUR TALK GROUP (AK)	6	575.00	550.00
	<i>Alaska Region Total:</i>	9	<u>1,087.50</u>	<u>2,757.55</u>
Alaska Region				
3731601	ALSASK RSC (AB)	3	5,210.03	3,480.05
3731402	EANASC (AB)	0	0.00	3,511.22
3731218	EDMONTON NOONER (CAN)	1	400.00	400.00
3731204	JUST FOR TODAY GROUP (AB)	1	104.93	344.80
3731220	LIFE SAVERS MEETING (AB)	1	20.00	0.00
3731403	PEACE AREA (CAN)	1	791.36	0.00
3731213	SAFE PASSAGE TO RECOVERY (SK)	0	0.00	20.00
3731219	SURRENDER IN SYLVAN NA (CAN)	2	296.00	300.00
	<i>Alaska Region Total:</i>	9	<u>6,822.32</u>	<u>8,056.07</u>
Aotearoa - New Zealand Region				
3761601	AOTEAROA/NEW ZEALAND RSC (NZ)	2	5,200.00	1,881.74
	<i>Aotearoa - New Zealand Region Total:</i>	2	<u>5,200.00</u>	<u>1,881.74</u>
Argentina Region				
3861601	ARGENTINA RSC (ARG)	1	5,000.00	0.00
	<i>Argentina Region Total:</i>	1	<u>5,000.00</u>	<u>0.00</u>
Arizona Region				
3031202	APACHE JUNCTION NA (AZ)	2	68.78	137.54
3031219	ARIZONA OPTIONS FOR US (AZ)	2	48.00	0.00
3031601	ARIZONA RSC (AZ)	1	1,000.00	1,500.00
3031214	ARMOURY PARK TUES NIGHT (AZ)	0	0.00	20.00
3031211	CANDLELIGHT MEETING (AZ)	0	0.00	58.00
3031406	COMITE DE SERV AREA DESIERTO	1	200.00	0.00
3031220	DIVERSITY (AKA GLOB) AZ	9	181.47	0.00
3031222	DYNAMITE MENS GROUP (AZ)	4	95.00	0.00
3031210	DYNAMITE RECOVERY GROUP (AZ)	14	329.00	234.85
3031403	EAST VALLEY AREA (AZ)	4	633.00	276.91



		Jul 2011/ Jun 2012 No. of Contributions	Jul 2011/ Jun 2012 Contributions	Jul 2010/ Jun 2011 Contributions
<i>Arizona Region continued</i>				
	INDIVIDUAL MEMBERS	15	879.86	741.84
3031223	IT'S TIME GROUP (AZ)	2	140.10	0.00
3031215	MACCNA INC (AZ)	1	678.00	1,156.74
3031224	NORTHSIDE AT NOON (AZ)	1	460.00	0.00
3031205	RECOVERY & BEYOND GROUP (AZ)	0	0.00	200.00
3031221	REGARDLESS OF GROUP (AZ)	2	113.00	0.00
3031213	SAHUARITA SERENITY (AZ)	4	141.50	92.00
3031217	SATURDAY MORNING NA (AZ)	6	276.36	85.44
3031209	STEP IN TIME (AZ)	2	32.50	92.50
3031218	TALKING HEADS GROUP (AZ)	2	40.00	20.00
3031216	THE WAVE MEETING (AZ)	1	50.00	75.00
3031212	TURN THE PAGE GROUP (AZ)	6	196.18	117.30
	<i>Arizona Region Total:</i>	79	5,562.75	4,808.12
<i>Arkansas Region</i>				
3041601	ARKANSAS RSC (AR)	0	0.00	801.79
3041402	CENTRAL ARKANSAS AREA (AR)	0	0.00	2,075.31
3041405	FOOTHILLS UNITY AREA NARCOTICS	6	1,490.56	325.90
3041214	HIGHER POWERED GROUP (AR)	1	25.00	0.00
3041406	ORACNA (AR)	1	408.80	0.00
3041201	PARAGOULD NA GROUP (AR)	3	200.00	400.00
3041203	RECOVERY IN THE DAYLIGHT (AR)	10	412.08	566.53
3041213	WHO WE ARE (AR)	1	37.91	38.81
	<i>Arkansas Region Total:</i>	22	2,574.35	4,208.34
<i>Australia Region</i>				
3831601	AUSTRALIAN REGION (AUS)	3	10,764.50	18,935.25
	INDIVIDUAL MEMBERS	0	0.00	50.00
3831206	PRAHRAN STEPS & TRADITIONS (AU)	1	300.00	400.00
3831204	TOORAK TUESDAY NIGHT (AUS)	2	600.00	1,020.00
	<i>Australia Region Total:</i>	6	11,664.50	20,405.25
<i>Baja-son Region</i>				
3281401	AREA BAJA CACHANILLA	0	0.00	95.00
3281404	AREA BAJA PACIFICO	0	0.00	25.00
3281403	AREA EL ESTADO	0	0.00	51.00
3281402	AREA PUERTO ENSENADA	0	0.00	42.00
3281601	BAJA SON REGION	2	350.00	0.00
	<i>Baja-son Region Total:</i>	2	350.00	213.00
<i>Best Little Region</i>				
3061202	12 STEPS - NEW LIFE GROUP	6	154.39	0.00
3063001	BEST LITTLE REGION CONVENTION	2	1,886.38	0.00
3061601	BEST LITTLE REGION RSC (TX)	0	0.00	2,326.79
3061208	NA HOPE GROUP (TX)	3	195.00	135.00
3061205	NEW AWAKENINGS GROUP (TX)	0	0.00	100.00
3061203	NEWCOMERS GROUP (TX)	0	0.00	47.00
3061204	NOTHING TO FEAR GROUP (TX)	0	0.00	159.60
3061403	PANHANDLE AREA (TX)	6	95.30	179.84
3061401	UNITY AREA OF WEST TEXAS	3	150.00	0.00
	<i>Best Little Region Total:</i>	20	2,481.07	2,948.23



		Jul 2011/ Jun 2012 No. of Contributions	Jul 2011/ Jun 2012 Contributions	Jul 2010/ Jun 2011 Contributions
Bluegrass-Appalachian Region				
30K1201	ANOTHER CHANCE GROUP (KY)	3	135.00	320.00
	INDIVIDUAL MEMBERS	2	2,050.00	0.00
30K1403	KENTUCKY SURVIVORS AREA	0	0.00	677.57
	<i>Bluegrass-Appalachian Region Total:</i>	5	<u>2,185.00</u>	<u>997.57</u>
Brazil Region				
3821402	ASC INTERIOR PAULISTA	2	2,125.38	750.00
3821601	BRAZIL REGION	0	0.00	150.00
3821207	GRUPO SERENIDADE (BRASIL)	1	250.00	0.00
	INDIVIDUAL MEMBERS	8	2,872.00	276.00
	<i>Brazil Region Total:</i>	11	<u>5,247.38</u>	<u>1,176.00</u>
British Columbia Region				
3071222	ADDICTS WITH NEW HOPE	1	200.00	300.00
3071216	BASIC TEXT GROUP (BC)	0	0.00	40.00
3071601	BRITISH COLUMBIA RSC	1	2,000.00	500.00
3071226	FRESH START BELLA COOLA (CAN)	1	100.00	30.00
3071201	HOPE GROUP (BC)	0	0.00	250.00
	INDIVIDUAL MEMBERS	0	0.00	100.00
3071206	JUST AS WE ARE GROUP (BC)	0	0.00	170.00
3071207	JUST FOR TODAY GROUP (BC)	0	0.00	25.00
3071225	LADYSMITH NA (BC)	0	0.00	82.50
3071228	NA WORDS OF WISDOM (BC)	4	131.47	0.00
3071204	NEVER TOO YOUNG GROUP (BC)	3	309.91	0.00
3071227	NO BITCHIN MORE STEPPIN (BC)	1	150.00	0.00
3071408	NORTHERN OKANAGAN AREA (BC)	1	100.00	0.00
3071220	PEACE IN THE VALLEY (BC)	0	0.00	130.00
3071229	PRIMARY PURPOSE (BC)	4	370.65	0.00
3071231	SALT SPRING NA (BC)	3	120.00	0.00
3071203	SATURDAY NIGHT LIVE GROUP (BC)	0	0.00	25.00
3071407	SOUTH OKANAGAN AREA (BC)	0	0.00	50.00
3071406	SOUTH VANCOUVER ISLAND (BC)	5	352.62	254.06
3071224	THE CLEAN LIFE	5	583.77	244.21
3071230	THE UNLOADED GROUP (CAN)	1	17.50	0.00
3071202	TUNNEL OF LIGHT GROUP (BC)	0	0.00	150.00
	<i>British Columbia Region Total:</i>	30	<u>4,435.92</u>	<u>2,350.77</u>
Buckeye Region				
3081202	NO STRINGS ATTACHED (OH)	0	0.00	100.00
3081403	WESTERN AREA GENERAL SERVICE	1	1,000.00	700.00
3081401	WESTERN RESERVE AREA (WRASCNA)	4	76.52	0.00
	<i>Buckeye Region Total:</i>	5	<u>1,076.52</u>	<u>800.00</u>
California Inland Region				
3801208	704 MEETING (CA)	7	54.71	49.00
3801211	ANONYMOUS SAN BERNARDINO	0	0.00	28.00
3801601	CALIFORNIA INLAND RSC	1	13.76	13.60
3801212	DOWNTOWN MADNESS (CA)	0	0.00	63.00
3801218	FRIDAY NIGHT DOWNTOWN MADNESS	0	0.00	37.00
3801215	FRIDAY NIGHT YUCCA VALLEY	0	0.00	8.00
3801217	HOUSE OF HOPE GROUP	0	0.00	100.00
3801213	IP FREELY ON FRIDAY NIGHT	1	75.00	30.00
3801403	LOWER DESERT AREA SERVICE COMM	2	516.10	1,217.73



		Jul 2011/ Jun 2012 No. of Contributions	Jul 2011/ Jun 2012 Contributions	Jul 2010/ Jun 2011 Contributions
<i>California Inland Region continued</i>				
3801204	MANIC MONDAY GROUP (CA)	7	335.26	318.04
3801216	MONDAY BEG TOPIC MTG	1	8.00	63.46
3801214	SATURDAY NIGHT ALIVE	0	0.00	30.00
3801404	SOUTHWEST ASC	4	1,042.71	0.00
3801201	THANK GOD IT'S FRIDAY MEETING	0	0.00	32.00
3801206	WE CARE MEETING	0	0.00	11.71
3801210	WE DO RECOVER (CA)	3	24.00	69.22
3801205	WEDNESDAY NITE MORONGO (CA)	0	0.00	125.00
3801219	WOMENS JOURNEY (CA)	0	0.00	5.00
	<i>California Inland Region Total:</i>	26	2,069.54	2,200.76
<i>California Midstate Region</i>				
3091601	CALIFORNIA MID STATE RSC	1	104.07	2,602.78
3091213	CROSSROADS GROUP OF NA (CA)	0	0.00	9.00
3091212	EARLY SERENITY NA (CA)	2	130.00	42.36
3091401	FOOTHILL AREA (CA)	3	27.10	50.24
3091201	FRIDAY MORNING EARLY START	2	18.60	0.00
3091210	MEN'S GRATITUDE MEETING (CA)	0	0.00	200.00
3091211	TEHACHAPI NA GROUPS (CA)	0	0.00	63.50
	<i>California Midstate Region Total:</i>	8	279.77	2,967.88
<i>Carolina Region</i>				
3101251	ALL KIDDING ASIDE (SC)	0	0.00	110.00
30P1223	BASIC TEXT EXPRESS (NC)	2	25.00	0.00
30P1401	CAPITAL AREA (NC)	1	22.98	226.16
3101601	CAROLINA RSC	0	0.00	1,500.00
30P1407	CENTRAL PIEDMONT AREA (CPANA)	0	0.00	597.88
3101203	CLEAN AND SERENE (SC)	6	140.62	396.36
3101245	CLEAN LIVING (SC)	9	234.49	508.54
3101247	CONSCIOUS CONTACT GROUP (NC)	0	0.00	3,000.00
30P1237	COURAGE TO CHANGE (NC)	4	88.22	57.00
30P1247	COVER TO COVER (NC)	1	20.00	0.00
30P1242	DAY X DAY HOME GROUP (NC)	1	150.00	100.00
30P1244	END OF THE ROAD (NC)	2	106.00	0.00
3101210	FLOWERTOWN NA (SC)	0	0.00	124.78
30P1246	FREEDOM THRU RECOVERY (NC)	3	80.00	0.00
3101234	GATEWAY TO FREEDOM GROUP	8	50.00	31.00
3101250	GRATEFUL HEAD HOME GROUP (SC)	26	260.00	80.00
3101408	GREATER PEE DEE AREA (SC)	2	538.77	0.00
3101252	HERE AND NOW GROUP (SC)	1	20.00	0.00
3101254	I CAN'T WE CAN GROUP (SC)	1	91.51	0.00
30P1203	JUST FOR TODAY GROUP (NC)	1	35.00	113.99
3101409	KEEP IT SIMPLE AREA (SC)	1	217.35	0.00
3101248	LAGRAND RECOVERY GROUP (SC)	0	0.00	100.00
30P1406	LAKE NORMAN AREA (NC)	4	793.62	1,310.98
3101235	LITERATURE LOVERS MTG (NC)	1	2.50	0.00
3101241	MIDDLE OF THE ROAD GROUP	3	290.00	495.88
3101249	MIRACLES IN PROGRESS (SC)	0	0.00	11.50
30P1226	NAPD GROUP (NC)	2	259.53	342.06
30P1408	NEW HOPE AREA (NC)	1	2,000.00	1,250.00
30P1243	NEW HORIZONS GROUP OF NA (NC)	3	411.00	117.00
3101253	NEW NOON GROUP (SC)	4	210.00	0.00



		Jul 2011/ Jun 2012 No. of Contributions	Jul 2011/ Jun 2012 Contributions	Jul 2010/ Jun 2011 Contributions
3101405	NORTH CENTRAL CAROLINA AREA	1	70.00	0.00
30P1241	OVER & BEYOND GROUP OF NA	10	100.00	50.00
3101255	PHOENIX GROUP (SC)	1	12.00	0.00
3101406	PORT CITY AREA OF NA (SC)	1	14.31	158.54
3101403	SOUTH COASTAL AREA (SC)	4	51.04	99.02
30P1245	SPIRITUAL AWAKENINGS MTG (NC)	4	80.75	0.00
3101401	SUN CITY AREA (SC)	2	127.22	0.00
3101246	THE NEXT LEVEL GROUP (SC)	0	0.00	30.00
30P1240	TUESDAY NIGHT LIVE (NC)	4	140.00	115.00
30P1239	WITHOUT PARALLEL (NC)	0	0.00	10.00
3101232	WORTH THE RIDE GROUP (SC)	2	75.00	325.00
	<i>Carolina Region Total:</i>	116	6,716.91	11,260.69
Central Atlantic Region				
3541410	ALMOST HEAVEN ASC (VA)	1	80.60	0.00
3541408	BSANA (VA)	0	0.00	10.00
3541601	CENTRAL ATLANTIC REGION (VA)	1	0.00	4,707.42
3541221	FREEDOM GROUP (VA)	1	50.00	0.00
	INDIVIDUAL MEMBERS	1	20.00	228.50
3541407	NEW DOMINION AREA (NDANA)	1	569.27	3,298.97
3541206	NEW VISION GROUP (VA)	4	77.00	80.00
3541403	PIEDMONT AREA (VA)	4	1,160.00	1,300.00
3541409	RASCNA (VA)	1	11.88	0.00
3541218	SPIRITUALLY HIGH GROUP (NC)	10	105.00	50.00
3541220	THE WAR IS OVER GROUP (VA)	2	51.00	0.00
3541219	WE DO RECOVER (VA)	8	250.00	95.00
	<i>Central Atlantic Region Total:</i>	34	2,374.75	9,769.89
Central California Region				
3113001	CENTRAL CALIF CONV & EVENT INC	1	2,794.00	1,500.00
3111601	CENTRAL CALIFORNIA RSC	3	2,200.00	0.00
3111401	CENTRAL COAST AREA (CA)	11	507.95	268.64
3111403	COUNTY LINE AREA (CA)	1	480.07	379.66
3111214	DESTINY GROUP LOMPOC (CA)	0	0.00	138.78
3111221	FULL ISSUE GROUP	0	0.00	6.00
3111402	GOLD COAST AREA (CA)	12	1,009.50	750.75
	INDIVIDUAL MEMBERS	16	469.80	414.00
3111227	IT WORKS HOW & WHY (CCAL)	2	61.00	0.00
3111225	JUST FOR TODAY (CCAL)	1	171.00	0.00
3111404	KERN COUNTY AREA (CA)	11	725.46	727.50
3111204	NEW ATTITUDES GROUP (CA)	3	170.68	86.08
3111224	ORCUTT RECONNECTIONS (NCAL)	3	175.00	0.00
3111220	RECOVERY HOUR	11	242.50	333.32
3111405	SANTA BARBARA AREA NA	5	517.55	50.00
3111222	SANTA MARIA SURVIVORS GROUP	0	0.00	75.00
3111223	SPIRITUAL NOT RELIGIOUS	10	131.00	0.00
3111203	STAY IN THE SOLUTION GRP (CA)	0	0.00	58.00
3111226	TUESDAY NOON MEETING (CA)	1	100.00	0.00
	<i>Central California Region Total:</i>	91	9,755.51	4,787.73



		Jul 2011/ Jun 2012 No. of Contributions	Jul 2011/ Jun 2012 Contributions	Jul 2010/ Jun 2011 Contributions
Chesapeake & Potomoc Region				
3121203	ANOTHER LOOK GROUP (VA)	1	25.00	117.26
3121601	CHESAPEAKE AND POTOMAC RSC	1	3,811.48	29,048.30
3121208	FOOTSTEPS GROUP (DC)	0	0.00	75.00
	INDIVIDUAL MEMBERS	1	20.00	230.00
3121201	IT WORKS HOW & WHY GROUP (MD)	3	33.74	139.01
	<i>Chesapeake & Potomoc Region Total:</i>	6	3,890.22	29,609.57
Chicagoland Region				
3131218	ANOTHER LOOK GROUP (IL)	0	0.00	50.00
3131601	CHICAGOLAND RSC (IL)	1	750.00	100.00
3131221	HOUR OF HOPE (IL)	2	80.00	0.00
3131215	HOW GROUP OF NA	1	50.00	0.00
	INDIVIDUAL MEMBERS	29	338.25	150.06
3131402	JOLIET AREA (IL)	0	0.00	1,000.00
3131219	LUST FOR LIFE (IL)	5	47.00	100.00
3131216	MEDITATION ON MONDAY (IL)	9	366.23	84.50
3131220	MIRACLES HAPPEN NWSA (IL)	2	157.00	0.00
3131204	NA HOW GROUP (IL)	2	150.00	0.00
3131212	NIGHT BEFORE CHRISTMAS (IL)	3	100.00	89.00
3131405	NORTH CITY ASC	1	363.08	0.00
3131404	SOUTH CITY AREA (IL)	4	1,916.00	0.00
3131403	SWANA (IL)	2	18.39	82.59
3131214	WALK THIS WAY GROUP NA (IL)	4	215.00	213.00
	<i>Chicagoland Region Total:</i>	65	4,550.95	1,869.15
Chile Region				
30E1401	AREA ORIENTE REGION CHILE	1	150.00	200.00
30E1601	CHILE REGION	5	3,000.00	2,000.00
	<i>Chile Region Total:</i>	6	3,150.00	2,200.00
Colombia Region				
3141402	BOGATA ASC	0	0.00	90.00
3141601	COLOMBIA RSC	0	0.00	213.25
3143002	CONVENCION ANTIOQUIA SM	0	0.00	214.00
3143003	CONVENCION ARMENIA	1	422.00	0.00
3141215	GRUPO EL MENSAJE	0	0.00	25.12
3141214	GRUPO LIBERTAD	0	0.00	62.00
	<i>Colombia Region Total:</i>	1	422.00	604.37
Colorado Region				
3151234	AIN'T DEAD YET (CO)	2	80.88	0.00
3151205	CLEAN & SERENE GROUP (CO)	1	141.58	313.47
3151233	CLEAN SERENE FREAKS (CO)	1	100.00	0.00
3151601	COLORADO RSC	3	3,326.06	8,037.36
3151231	CRESTONE GROUP OF NA (CO)	1	20.00	20.00
3151215	GOLDEN GROUP (CO)	1	33.86	180.33
	INDIVIDUAL MEMBERS	3	212.50	30.00
3151226	KEEP IT SERENELY SIMPLE (CO)	1	80.00	80.00
3151405	MILE HIGH AREA (CO)	3	500.81	1,107.38
3151232	NORTHERN LIGHTS GROUP (CO)	1	25.00	101.00
3151208	PIECE OF FREEDOM GROUP	4	40.00	0.00
3151406	PPASC (CO)	3	111.48	50.81
3151230	PRIMARY PURPOSE (CO)	5	129.00	162.00



		Jul 2011/ Jun 2012 No. of Contributions	Jul 2011/ Jun 2012 Contributions	Jul 2010/ Jun 2011 Contributions
3151203	TRUE BLUE GROUP (CO)	4	115.47	599.81
3151229	ULTIMATE WEAPON MEETING (CO)	0	0.00	249.00
	<i>Colorado Region Total:</i>	33	4,916.64	10,931.16
Connecticut Region				
3161601	CONNECTICUT RSC	3	4,569.86	13,363.23
3161401	GREATER HARTFORD\GHANA (CT)	7	2,287.38	3,259.91
	INDIVIDUAL MEMBERS	3	148.00	145.88
3161212	LOCKED IN RECOVERY (CT)	2	241.81	0.00
3161202	PORT OF RECOVERY GROUP (CT)	3	119.80	0.00
3161203	STEPPIN THRU IT ALL GROUP (CT)	3	124.68	42.75
3161206	STRAIGHT AHEAD GROUP (CT)	0	0.00	45.00
	<i>Connecticut Region Total:</i>	21	7,491.53	16,856.77
Costa Rica Region				
3951202	NIGHT VIGILANCE CLUB (CR)	0	0.00	599.00
	<i>Costa Rica Region Total:</i>	0	0.00	599.00
Denmark Region				
3171601	DENMARK RSC	1	865.00	870.00
	INDIVIDUAL MEMBERS	11	1,030.00	120.00
3171202	TOGETHER WE CAN (DENMARK)	1	150.00	0.00
	<i>Denmark Region Total:</i>	13	2,045.00	990.00
Eastern New York Region				
30A1228	EL TALLER GROUP (NY)	6	340.00	80.00
30A1233	GENESIS II	0	0.00	55.00
30A1213	GRUPO ESPERANZA (NY)	5	105.00	52.00
30A1222	GRUPO LIBRATAD (NY)	1	20.00	0.00
	INDIVIDUAL MEMBERS	1	10.00	0.00
30A1206	LIFE AFTER DRUGS GROUP (NY)	2	66.00	0.00
30A1402	NASSAU AREA (NY)	0	0.00	2,000.00
30A1217	PRACTICING PRINCIPLES GROUP	0	0.00	20.00
30A1232	STRAIGHT TO THE POINT	0	0.00	29.41
30A1224	THE PROGRAM (NY)	0	0.00	60.00
30A1231	THE WAR IS OVER GROUP (NY)	0	0.00	100.00
30A1405	WESTERN QUEENS AREA CONV COMM	0	0.00	5,000.00
	<i>Eastern New York Region Total:</i>	15	541.00	7,396.41
Eastern Pennsylvania Region				
30O1201	CONSCIOUS CONTACT GROUP (PA)	1	100.00	65.25
30O1601	EASTERN PENNSYLVANIA REGION	1	774.56	2,960.48
3241404	MONTCO AREA SERVICES NA (PA)	1	295.56	0.00
3241211	THURS NIGHT CONSHOHOCKEN (PA)	0	0.00	10.00
	<i>Eastern Pennsylvania Region Total:</i>	3	1,170.12	3,035.73
Ecuador Region				
3933003	ECUADOR CRENA XIII	0	0.00	97.00
3931601	ECUADOR REGION	1	490.00	0.00
	<i>Ecuador Region Total:</i>	1	490.00	97.00
Egypt				
3991606	EGYPT REGION	3	5,710.00	2,303.25
	<i>Egypt Total:</i>	3	5,710.00	2,303.25



		Jul 2011/ Jun 2012 No. of Contributions	Jul 2011/ Jun 2012 Contributions	Jul 2010/ Jun 2011 Contributions
Finland				
30N1203	NA SATEENKAARI (FINLAND)	1	97.00	0.00
30N1202	NA-TORNI FINLAND	0	0.00	135.00
	<i>Finland Total:</i>	1	97.00	135.00
Florida Region				
3181233	A DROP OF FAITH GROUP (FL)	1	30.00	50.00
3181203	A TRAIN TO SOMEWHERE GRP (FL)	5	133.05	45.55
3181601	FLORIDA RSC	2	10,168.05	0.00
3181237	FREEDOM TO CHANGE (FL)	3	70.00	0.00
3181208	GIVE IT UP GROUP (FL)	3	120.30	105.04
3181401	GREATER ORLANDO AREA (FL)	6	764.36	1,723.86
	INDIVIDUAL MEMBERS	4	380.00	0.00
3181225	IT WORKS GROUP (FL)	0	0.00	66.29
3181232	JUST FOR THURSDAYS (FL)	2	77.12	107.00
3181215	JUST FOR TODAY GROUP (FL)	2	167.00	50.00
3181235	NEW TAMPA NA (FL)	0	0.00	41.74
3181236	OUR PRIMARY PURPOSE	1	16.50	10.00
3181402	PALM COAST AREA (FL)	2	368.34	1,402.50
3181238	RECOVERY IN THE HILLS (FL)	4	115.00	0.00
3181222	RECOVERY MATTERS GROUP (FL)	10	555.20	121.28
3181231	ST JAMES GROUP (TAMPA FL)	1	10.60	66.34
3181201	STEPS TO FREEDOM GROUP (FL)	6	460.00	403.00
3181204	SUNDAY SKOOL GROUP (FL)	10	127.77	193.13
3181213	UNITED WE STAND GROUP (FL)	0	0.00	195.00
3181234	UNSPUN AND DONE (FL)	12	475.00	45.00
	<i>Florida Region Total:</i>	74	14,038.29	4,625.73
France Region				
	INDIVIDUAL MEMBERS	1	75.00	0.00
	<i>France Region Total:</i>	1	75.00	0.00
Free State Region				
3191214	CLEAN & SERENE DREAMERS (MD)	0	0.00	20.00
3193001	FREE STATE REGIONAL CONVENTION	1	885.00	0.00
3191601	FREE STATE RSC (MD)	6	8,348.16	14,566.89
	INDIVIDUAL MEMBERS	4	40.00	40.00
3191215	JUST FOR TODAY	11	146.83	73.00
3193003	NORTHEAST FREEDOM AREA	1	1,044.16	1,051.16
	<i>Free State Region Total:</i>	23	10,464.15	15,751.05
Georgia Region				
3201241	A NEW HOPE (GA)	0	0.00	70.00
3201238	A NEW WAY TO LIVE (GA)	9	234.79	194.83
3201224	BLIND FAITH GROUP (GA)	10	507.57	570.74
3201248	CLEAN IN CLERMONT	0	0.00	100.00
3201208	CLOSE ENCOUNTERS GROUP (GA)	4	173.41	354.69
3201250	FINALLY FREE GROUP (GA)	0	0.00	149.00
3201249	FIRST STEP GROUP	6	150.00	116.00
3201601	GEORGIA RSC	0	0.00	7,878.90
	INDIVIDUAL MEMBERS	2	415.00	1,078.00
3201206	INT'NL CITY GROUP OF NA (GA)	3	378.60	120.65
3201231	IP #2 GROUP OF NA (GA)	1	29.00	77.15
3201245	JUST FOR SUNDAY GROUP	2	151.50	0.00



		Jul 2011/ Jun 2012 No. of Contributions	Jul 2011/ Jun 2012 Contributions	Jul 2010/ Jun 2011 Contributions
3201220	JUST FOR TODAY GROUP (GA)	1	360.00	360.00
3201244	KENNESAW STATE UNIVERSITY NA	1	10.00	20.00
3201214	LIVING FREE GROUP (GA)	2	108.50	291.98
3201215	MEETING IN THE MOUNTAINS (GA)	5	805.25	637.93
3201228	NA NEW BEGINNINGS GROUP (GA)	0	0.00	85.00
3201205	NEW HORIZON GROUP (GA)	3	189.07	103.80
3201247	SPIRIT AND SERVICE GROUP (GA)	7	35.00	40.00
3201235	SPIRITUAL PRINCIPLES (GA)	0	0.00	80.00
3201211	START LIVING GROUP (GA)	0	0.00	80.00
3201227	SURRENDER GROUP (GA)	12	499.78	201.40
3201229	THE BACKROOM GROUP (GA)	5	574.00	448.00
3201242	ULTIMATE WEAPON GROUP (GA)	3	59.59	252.98
3201217	WE SURRENDER GROUP (GA)	2	28.86	12.07
3201213	WITHOUT PARALLEL GROUP (GA)	0	0.00	20.00
	<i>Georgia Region Total:</i>	78	<u>4,709.92</u>	<u>13,343.12</u>
German Speaking Region				
3991417	BERLIN ASC- NASKB	0	0.00	4,451.69
3991418	CENTRAL AREA SERVICE COMMITTEE	0	0.00	550.00
3991239	DOCK NORD GROUP	0	0.00	59.35
3991414	GERMAN SOUTH ASC/ NAGKS e.V	0	0.00	400.26
3211601	GERMAN- SPEAKING RSC	3	2,021.18	100.00
	INDIVIDUAL MEMBERS	3	151.70	728.00
	<i>German Speaking Region Total:</i>	6	<u>2,172.88</u>	<u>6,289.30</u>
Great Sao Paulo Region				
3851601	GREAT SAO PAULO REGION (BR)	1	<u>1,000.00</u>	<u>0.00</u>
	<i>Great Sao Paulo Region Total:</i>	1	<u>1,000.00</u>	<u>0.00</u>
Greater Illinois Region				
3221205	1512 GROUPS (IL)	0	0.00	200.00
3221401	ILLINOIS VALLEY AREA (IL)	0	0.00	300.00
	INDIVIDUAL MEMBERS	2	35.00	10.00
3221202	IT WORKS HOW & WHY GROUP (IL)	2	100.00	190.00
3221204	SERENITY SEEKERS (IL)	1	47.00	170.92
	<i>Greater Illinois Region Total:</i>	5	<u>182.00</u>	<u>870.92</u>
Greater New York Region				
3231270	2ND LIVES GROUP (NY)	1	54.00	0.00
3231255	A GREATER CONSCIOUSNESS	9	222.48	268.81
3231214	BACK TO BASICS GROUP (NY)	1	34.19	275.51
3231230	DO WE OR DON'T WE GROUP	2	78.00	75.00
3231601	GREATER NEW YORK RSC	0	0.00	3,010.45
3231265	HOME AWAY FROM HOME GROUP	1	25.00	165.00
	INDIVIDUAL MEMBERS	2	350.00	310.00
3231268	LIVING CLEAN (NY)	1	9.50	0.00
3231403	NEW YORK CITY AREA	4	925.00	2,600.00
3231264	REAL DEAL GROUP	0	0.00	200.00
3231269	RECURRING THEMES GROUP (NY)	4	201.00	0.00
3231271	SATURDAY MORNING AWAKENING NY	8	80.00	0.00
3231206	SATURDAY SERENITY GROUP (NY)	1	100.00	100.00
3231267	SEIZE THE DAY (NY)	0	0.00	13.00
3231266	THE LITTE MEETING (NY)	3	255.00	202.00



		Jul 2011/ Jun 2012 No. of Contributions	Jul 2011/ Jun 2012 Contributions	Jul 2010/ Jun 2011 Contributions
<i>Greater New York Region continued</i>				
3231210	THE LITTLE MEETING (NY)	2	200.00	0.00
3461209	THE ONLY GAME IN TOWN (NY)	10	586.90	709.90
3231260	WESTSIDE WOMENS GROUP (NY)	0	0.00	30.00
	<i>Greater New York Region Total:</i>	49	3,121.07	7,959.67
Greater Philadelphia Region				
3241203	A NEW BEGINNING GROUP (PA)	0	0.00	51.00
3241401	DELCO AREA	4	1,179.77	1,303.44
3241207	EASY DOES IT GROUP	3	206.13	318.16
3241201	FOLSOM GROUP	9	250.00	315.00
3241601	GREATER PHILADELPHIA RSC	0	0.00	300.00
	INDIVIDUAL MEMBERS	17	1,595.00	900.00
3241208	NEW BEGINNING GROUP (BRYNMAWR)	0	0.00	136.18
3241210	RECOVERY ON THE GO (PA)	0	0.00	75.00
3241212	SERENITY GROUP (PA)	0	0.00	38.00
	<i>Greater Philadelphia Region Total:</i>	33	3,230.90	3,436.78
Greece Region				
30F1202	ENGLISH SPEAKING MEETING (GR)	1	200.00	150.00
30F1601	GREECE REGION	0	0.00	364.25
	INDIVIDUAL MEMBERS	0	0.00	75.00
30F1203	PLAKA GROUP (GREECE)	1	64.30	0.00
	<i>Greece Region Total:</i>	2	264.30	589.25
Guatemala Region				
30I1601	GUATEMALA REGION	1	100.00	0.00
	<i>Guatemala Region Total:</i>	1	100.00	0.00
Hawaii Region				
3251601	HAWAII RSC	6	2,105.82	2,280.95
	INDIVIDUAL MEMBERS	0	0.00	15.00
3251203	KILAUEA BT STUDY (HI)	2	150.00	60.00
3251401	OAHU AREA (HI)	8	485.09	1,547.85
	<i>Hawaii Region Total:</i>	16	2,740.91	3,903.80
HOW Region				
3821602	HOW REGION BRAZIL	6	6,897.00	3,643.00
	<i>HOW Region Total:</i>	6	6,897.00	3,643.00
Indiana Region				
3261223	BEYOND THE END OF THE ROAD	1	41.97	115.00
3261406	CENTRAL INDIANA AREA (CIASC)	1	488.00	2,132.56
3261401	CROSS ROADS AREA (IN)	6	684.47	687.69
3261221	DOUBLE WINNERS HOME GROUP	0	0.00	110.00
3263002	END OF SUMMER CELEBRATION	1	200.00	200.00
3261222	HARD CORE GROUP	5	100.00	120.00
3263001	INDIANA REGION CONVENTION	1	10,280.79	9,768.05
3261601	INDIANA RSC	7	4,928.16	2,162.12
	INDIVIDUAL MEMBERS	11	1,481.49	1,485.00
3261408	MICHIANA AREA SERV CONFERENCE	8	1,014.60	355.00
3261403	MID - STATE AREA (IN)	5	827.40	943.00
3261219	MIRACLES OF RECOVERY (IN)	0	0.00	20.00
3263003	NEIACNA (IN)	1	200.00	0.00
3261224	NEW MEMORIES GROUP (IN)	1	11.00	0.00



		Jul 2011/ Jun 2012 No. of Contributions	Jul 2011/ Jun 2012 Contributions	Jul 2010/ Jun 2011 Contributions
3261405	NORTHEASTERN INDIANA AREA	3	1,442.35	447.67
3261202	RATS NA DRAIN DITCH GROUP	4	82.50	34.00
3261402	SOUTH SHORE AREA (IN)	4	1,300.00	2,400.00
3261201	STARTING OVER GROUP (IN)	0	0.00	50.00
3261212	TUESDAY NIGHT NA (IN)	2	48.00	137.98
	<i>Indiana Region Total:</i>	61	23,130.73	21,168.07
Iowa Region				
3271601	IOWA RSC	4	3,874.21	900.00
3271211	NEW WAY OF LIFE GROUP (IA)	1	50.00	0.00
3271402	SIOUXLAND AREA (IA)	0	0.00	150.00
3271210	TUESDAY/THURSDAY NA (IA)	2	74.03	0.00
3271209	WEDNESDAY NIGHT NA	3	45.00	50.00
	<i>Iowa Region Total:</i>	10	4,043.24	1,100.00
Iran Region				
30M1401	AREA 8 IRAN	1	899.00	0.00
30M1601	IRAN REGION	1	0.00	10,000.00
	<i>Iran Region Total:</i>	2	899.00	10,000.00
Israel Region				
	INDIVIDUAL MEMBERS	1	10.00	0.00
30L1601	ISRAEL REGION	2	100.00	0.00
	<i>Israel Region Total:</i>	3	110.00	0.00
Italy Region				
3901601	ITALY RSC	0	0.00	1,444.25
	<i>Italy Region Total:</i>	0	0.00	1,444.25
Japan Region				
3291601	JAPAN REGION	3	2,000.00	2,020.00
3291203	SUMIDA GROUP	0	0.00	30.00
	<i>Japan Region Total:</i>	3	2,000.00	2,050.00
Kentuckiana Region				
3301208	CLEAN & SERENE GROUP (KY)	0	0.00	500.00
3301218	GETTING STARTED GROUP (KY)	1	50.00	0.00
3301203	HOW IT WORKS GROUP (KY)	1	29.08	0.00
	INDIVIDUAL MEMBERS	2	53.58	0.00
3301601	KENTUCKIANA RSC	0	0.00	2,000.00
3301205	LIVING THE PROGRAM GROUP	2	48.00	60.00
3301216	SERENE WARRIORS GROUP	4	550.00	470.00
3301402	SOUTH CENTRAL KENTUCKY AREA	0	0.00	9.55
3301217	THERAPEUTIC VALUE MTG OF NA	4	180.00	44.14
	<i>Kentuckiana Region Total:</i>	14	910.66	3,083.69
Le Nordet				
3891601	LE NORDET RSC	1	5,300.00	2,500.00
	<i>Le Nordet Total:</i>	1	5,300.00	2,500.00
Lone Star Region				
3311203	ANOTHER CHANCE GROUP (TX)	13	312.00	367.00
3311223	BROADWAY GROUP (TX)	12	750.00	240.00
3311228	CARROLLTON FARMERS BRANCH NA	1	55.51	0.00
3311227	CROSSROADS GROUP	0	0.00	72.11



		Jul 2011/ Jun 2012 No. of Contributions	Jul 2011/ Jun 2012 Contributions	Jul 2010/ Jun 2011 Contributions
<i>Lone Star Region continued</i>				
3311403	FORT WORTH AREA	10	1,236.47	1,836.42
3311233	FULL CIRCLE	0	0.00	110.00
	INDIVIDUAL MEMBERS	27	2,083.00	3,895.00
3311235	IRVING GROUP OF NA	13	870.27	678.28
3311207	JUST FOR TODAY GROUP (TX)	9	421.50	354.00
3311212	LAST HOUSE ON THE BLOCK (TX)	11	495.41	471.65
3311208	LIVING RECOVERY GROUP (TX)	3	64.16	25.00
3311601	LONE STAR RSC	8	4,758.30	4,112.97
3311237	MC KINNEY NA	1	100.00	250.00
3311211	NORTHSIDE NA GROUP (TX)	11	1,314.72	1,108.13
3311238	RESTORED 2 SANITY	1	10.00	30.00
3311406	ROSE CITY AREA NA	0	0.00	30.00
3311240	STAY ALIVE NA (TX)	1	50.00	0.00
3311232	STEP ONE GROUP (TX)	1	800.00	0.00
3311234	STONEWALL GROUP OF NA	1	40.00	120.00
3311230	SURRENDER GROUP	0	0.00	50.00
3313002	TEXAS NA UNITY CONVENTION SPEC	4	1,449.78	240.43
3311239	TOWN EAST GROUP (DON'T USE)	1	75.00	75.00
3311216	TOWN EAST GROUP NA	2	225.00	150.00
3311236	WOODLANDS GROUP OF NA	0	0.00	51.65
3311241	WYLE NA GROUP (TX)	1	400.00	0.00
	<i>Lone Star Region Total:</i>	131	15,511.12	14,267.64
<i>Louisiana Region</i>				
3321210	FEELINGS THRU RECOVERY (LA)	1	105.08	0.00
	INDIVIDUAL MEMBERS	1	10.00	52.00
3321601	LOUISIANA RSC	4	1,333.32	2,333.31
3321402	NORTHSHORE AREA SERVICE COMM	0	0.00	140.14
3321208	RECOVERY IN GENERAL (LA)	12	300.00	100.00
3321209	SPIRITUALITY IN THE WILDERNESS	1	125.00	0.00
	<i>Louisiana Region Total:</i>	19	1,873.40	2,625.45
<i>Metro Detroit Region</i>				
3781207	CUP OF RECOVER (MI)	0	0.00	25.00
	INDIVIDUAL MEMBERS	3	1,937.00	2,330.00
3781208	KEY TO RECOVERY (MI)	7	474.50	0.00
3781601	METRO DETROIT RSC	4	4,800.00	1,200.00
3781403	MONROE COUNTY AREA (MI)	9	875.00	675.00
3781206	SUNDOWN SERENITY	1	50.00	20.00
3781209	THE STILL STEPPIN GROUP (MI)	4	250.00	0.00
3781401	WW/MC AREA	7	1,861.57	2,839.76
	<i>Metro Detroit Region Total:</i>	35	10,248.07	7,089.76
<i>Mexico Region</i>				
	INDIVIDUAL MEMBERS	1	20.00	200.00
	<i>Mexico Region Total:</i>	1	20.00	200.00
<i>Michigan Region</i>				
3331239	ALPHA GROUP (MI)	1	60.50	0.00
3331403	BATTLE CREEK AREA	1	29.28	0.00
3331402	CAPITAL AREA (MI)	1	50.00	0.00
3331401	GREATER GRAND RAPIDS AREA	4	522.00	581.56
3331207	HEAVENLY EXPRESS GROUP (MI)	3	47.25	254.47



		Jul 2011/ Jun 2012 No. of Contributions	Jul 2011/ Jun 2012 Contributions	Jul 2010/ Jun 2011 Contributions
3331232	HOUGHTON WEDNESDAY NIGHT	0	0.00	50.00
3331229	HOW & WHY GROUP	0	0.00	52.20
	INDIVIDUAL MEMBERS	10	349.21	69.62
3331406	LIVINGSTON COUNTY AREA	2	315.45	95.32
3331601	MICHIGAN RSC	6	4,150.62	926.65
3331204	NATURAL LIFE GROUP	0	0.00	25.00
3331220	NEW BEGINNINGS GROUP (MI)	0	0.00	8.00
3331234	NEW WAY TO LIVE	0	0.00	70.00
3331237	NO FEAR NA GROUP (MI)	1	10.00	0.00
3331224	PRINCIPLES BEFORE PERSONALITY	2	66.01	0.00
3331236	PROGRESS NOT PERFECTION	0	0.00	10.00
3331404	SAGINAW BAY AREA	1	160.00	124.99
3331230	SEARCH FOR SERENITY GROUP	0	0.00	145.00
3331238	SUNDAY MORNING SURRENDER (MI)	2	100.00	0.00
3331226	TODAY'S REALITY GROUP	0	0.00	88.20
3331405	TRI - CITY AREA (MI)	1	100.00	0.00
3331408	UPASCNA	3	97.35	601.00
	<i>Michigan Region Total:</i>	38	6,057.67	3,102.01
Mid America Region				
3341219	FLYING FREE GROUP (KS)	1	200.00	0.00
	INDIVIDUAL MEMBERS	1	10.00	5.00
3341203	JUST FOR TODAY GROUP (KS)	1	100.00	250.00
3341601	MID - AMERICA RSC	0	0.00	2,310.15
3341222	NEW HOPE GROUP DO NOT USE	1	8.25	0.00
3341223	NOON GROUP (KS)	1	100.00	0.00
3341224	PIONEER GROUP (KS)	1	200.00	0.00
3341406	PRIMARY PURPOSE AREA (KS)	1	150.00	0.00
3341405	WITCHITA METRO AREA (KS)	0	0.00	100.00
	<i>Mid America Region Total:</i>	7	768.25	2,665.15
Mid Atlantic Region				
3351405	CHESTER COUNTY AREA OF NA	4	489.12	881.70
3351207	CLEAN & SERENE GROUP (PA)	0	0.00	10.00
3351402	CLEAN ACRES AREA (PA)	5	716.78	0.00
3351202	HOW GROUP (PA)	1	300.00	450.00
	INDIVIDUAL MEMBERS	12	74.00	36.00
3353001	MARLCNA	1	14,762.52	0.00
3351601	MID - ATLANTIC RSC	2	6,435.05	18,165.61
	<i>Mid Atlantic Region Total:</i>	25	22,777.47	19,543.31
Minnesota Region				
3361201	COOP GROUP (MN)	0	0.00	9.74
3361202	FREEDOM FROM ADDICTION GROUP	5	325.00	375.00
3361217	FRESH START NA (MN)	2	97.00	0.00
3361216	GOTTA DO SOMETHING GROUP (MN)	1	73.00	0.00
	INDIVIDUAL MEMBERS	9	160.00	430.85
3361209	LESBIAN & GAY NA GROUP	3	25.00	46.00
3361601	MINNESOTA RSC	2	10,010.00	750.00
3361402	NORTHERN LIGHTS AREA (WI)	1	400.00	796.00
3361401	OPEN DOOR AREA	2	163.10	195.51
3361403	ROAD TO RECOVERY	0	0.00	50.00



		Jul 2011/ Jun 2012 No. of Contributions	Jul 2011/ Jun 2012 Contributions	Jul 2010/ Jun 2011 Contributions
<i>Minnesota Region continued</i>				
3361215	SURRENDER = FREEDOM	3	100.00	100.00
3361405	VISION OF HOPE AREA OF NA	1	55.86	133.99
3361406	WEE ARE HERE AREA (MN)	2	1,000.00	0.00
	<i>Minnesota Region Total:</i>	31	12,408.96	2,887.09
<i>Mississippi Region</i>				
3921214	FOGLIFTERS NA	0	0.00	35.00
3921212	FREEDOM GROUP (MS)	1	50.00	0.00
	INDIVIDUAL MEMBERS	0	0.00	100.00
3921201	JUST FOR TODAY GROUP (MS)	3	150.00	400.00
3921404	MID MISSISSIPPI AREA OF NA	2	80.00	280.00
3921401	MISSISSIPPI DELTA AREA (MDANA)	2	200.00	160.00
3921403	MISSISSIPPI GULF COAST AREA	3	1,863.63	0.00
3921601	MISSISSIPPI REGION	5	6,400.00	700.00
3921216	NEW BEGINNINGS (MS)	1	100.00	0.00
3921217	SIMPLY CLEAN (MS)	1	100.00	0.00
3921215	WE DO RECOVER	0	0.00	81.38
	<i>Mississippi Region Total:</i>	18	8,943.63	1,756.38
<i>Montana Region</i>				
3371208	END OF THE ROAD GROUP	1	170.00	200.00
3371201	FREEDOM GROUP (MT)	1	14.90	69.70
3371402	HELENA MONTANA AREA 2	2	158.65	100.00
	INDIVIDUAL MEMBERS	1	25.00	50.00
3371601	MONTANA RSC	4	750.60	1,158.34
3371206	NEVER ALONE GROUP	12	581.12	489.21
3371210	RECOVERY GROUP	0	0.00	25.00
	<i>Montana Region Total:</i>	21	1,700.27	2,092.25
<i>Mountain Valley Region</i>				
3381404	BERKSHIRE COUNTY AREA (MA)	0	0.00	461.65
3381407	CHAMPLAIN VALLEY ASC (VT)	1	507.83	0.00
3381402	NORTHEAST MASS AREA OF NA	0	0.00	2,215.63
3381403	WESTERN MASSACHUSETTS AREA	1	413.97	202.09
	<i>Mountain Valley Region Total:</i>	2	921.80	2,879.37
<i>Mountaineer Region</i>				
3391201	ANOTHER WAY GROUP (WV)	0	0.00	55.00
3391403	GREATER THAN OURSELVES ASC	1	45.00	23.00
3391601	MOUNTAINEER RSC (WV)	2	4,000.00	2,000.00
	<i>Mountaineer Region Total:</i>	3	4,045.00	2,078.00
<i>Nebraska Region</i>				
3411222	AURORA STEP TAKERS	0	0.00	120.00
3411404	ELKHORN VALLEY AREA	9	129.47	164.88
3411223	FREEDOM SEEKERS	0	0.00	50.00
3411405	FREMONT AREA SERVICE COMM	0	0.00	10.00
3411208	HAPPY HAVELOCK GROUP	4	127.26	180.01
	INDIVIDUAL MEMBERS	1	40.00	10.00
3411601	NEBRASKA REGION	0	0.00	3,167.11
3411221	POINT OF FREEDOM GROUP	0	0.00	85.00



		Jul 2011/ Jun 2012 No. of Contributions	Jul 2011/ Jun 2012 Contributions	Jul 2010/ Jun 2011 Contributions
3411220	SCHOOL OF RECOVERY	0	0.00	28.00
3411224	THE HOPE GROUP (NE)	1	10.00	0.00
	<i>Nebraska Region Total:</i>	15	306.73	3,815.00
Nepal Region				
3991421	KATMANDU AREA (NEPAL)	1	500.00	0.00
3991420	LUMBINI ASC (NEPAL)	1	277.00	0.00
	<i>Nepal Region Total:</i>	2	777.00	0.00
New England Region				
3421405	GREATER PROVIDENCE AREA	1	2,087.00	0.00
	INDIVIDUAL MEMBERS	1	40.00	25.00
3421401	MARTHA'S VINEYARD AREA (MA)	0	0.00	2,200.00
3421601	NEW ENGLAND RSC	3	4,881.31	7,270.43
3421406	SOUTHEASTERN MASS AREA (SEMA)	4	1,600.00	250.00
3421202	WATERTOWN MEN'S GROUP (MA)	1	112.00	202.04
	<i>New England Region Total:</i>	11	8,720.31	9,947.47
New Jersey Region				
3431401	BURLINGTON COUNTY AREA	3	351.44	76.69
3431209	HIGHTSTOWN NA GROUP (NJ)	0	0.00	31.00
	INDIVIDUAL MEMBERS	14	179.00	400.00
3431601	NEW JERSEY RSC	8	10,200.00	15,100.00
3431208	SPIRITUAL FOUNDATION GROUP	0	0.00	45.00
	<i>New Jersey Region Total:</i>	25	10,730.44	15,652.69
North Carolina Region				
	INDIVIDUAL MEMBERS	4	379.00	105.00
30P1234	NO BUTTS ABOUT IT	1	30.00	140.00
30P1236	NO STRINGS MEETING	0	0.00	165.65
30P1601	NORTH CAROLINA RSC	3	3,114.53	2,634.43
30P1235	VISION OF HOPE	10	433.11	427.22
	<i>North Carolina Region Total:</i>	18	3,956.64	3,472.30
Northeast Atlantic Region				
3401204	GREATWAY TO FREEDOM	4	495.75	630.00
3401201	THE FOUNDATION GROUP (NS)	1	90.00	0.00
3401209	UNITY WITHIN GROUP (NS)	1	25.00	0.00
3401203	YOU HAVE A CHOICE TODAY (NS)	0	0.00	20.00
	<i>Northeast Atlantic Region Total:</i>	6	610.75	650.00
Northern California Region				
3441285	AISLE 19 (CA)	3	160.00	80.00
3441228	ALCOHOL IS A DRUG GROUP	0	0.00	31.60
3441294	ATMOSPHERE OF RECOVERY	1	15.00	15.00
3441234	BACK TO BASICS GROUP (CA)	8	135.00	84.25
3441291	BASIC TEXT STUDY GROUP (CA)	0	0.00	150.00
3441277	BECAUSE WE CARE MEETING	0	0.00	54.00
3441278	BELMONT HILLS GROUP	0	0.00	210.20
3441411	CENTRAL SIERRA AREA	1	850.00	400.00
3441403	CONTRA COSTA AREA	6	1,046.96	361.69
3441229	COURAGE TO CHANGE GROUP (CA)	0	0.00	80.00
3441405	EAST BAY NORTH AREA	1	500.00	200.00
3441205	ECHOING IN RECOVERY (CA)	2	194.30	262.46
3441272	ELK GROVE HOME GROUP	9	404.82	367.84



		Jul 2011/ Jun 2012 No. of Contributions	Jul 2011/ Jun 2012 Contributions	Jul 2010/ Jun 2011 Contributions
<i>Northern California Region continued</i>				
3441203	FREE AT LAST GROUP (CA)	0	0.00	18.00
3441298	FRIDAY NIGHT FIX IT (CA)	4	59.00	0.00
3441282	FRIDAY NIGHT WE DO RECOVER	6	278.00	30.00
34412A6	GILROY HOME GROUP (CA)	1	12.00	0.00
3441222	GOOD VIBE TRIBE GROUP	0	0.00	1.06
3441241	GRAB BAG GROUP (CA)	10	116.74	54.17
3443005	GREATER BAY AREA CONV (NCAL)	1	15.00	0.00
3441402	GREATER SAN JOSE AREA	0	0.00	5,318.01
3441295	GROUP 148	1	20.00	29.50
34412A8	GROUP 89 BRKFT 4 RECOV (NCAL)	1	36.99	0.00
34412A1	HOME AGAIN MEETING (NCAL)	2	170.00	0.00
3441410	HUMBOLDT - DEL NORTE AREA (HD)	2	50.00	25.00
	INDIVIDUAL MEMBERS	58	1,499.10	10,984.50
3441247	JUST FOR TODAY GROUP (CA)	0	0.00	50.00
3441283	JUST FOR TODAY NOON GROUP	0	0.00	15.00
34412A2	KEEP COMING BACK GROUP (NCAL)	1	38.00	0.00
3441292	KEYS TO RECOVERY	0	0.00	20.00
34412B0	LIFE ON LIVES TERMS (NCAL)	3	15.00	0.00
3441407	MISSION PEAK ASC (MPASC)	9	4,889.06	1,775.89
3441288	MONDAY NIGHT FOOTWORK	0	0.00	75.00
3441406	MONTEREY COUNTY AREA (CA)	11	800.00	1,200.00
3441242	NA NOONERS GROUP (CA)	4	442.78	307.57
3443001	NAPA/SOLANO WOMEN'S RETREAT	1	200.00	0.00
3441286	NCRSC SHARING FORUM	0	0.00	34.25
3441601	NORTHERN CALIFORNIA RSC	13	12,368.84	10,730.16
3441202	OPEN ARMS GROUP (CA)	0	0.00	18.00
3441227	ORLAND MUSTARD SEED GROUP	9	185.31	251.44
34412A7	OUT OF THE BASEMENT (NCAL)	1	97.00	0.00
3441260	PARADISE MONDAY NIGHT (CA)	1	3.00	91.05
34412A5	PEANUTS GROUP (NCAL)	4	38.33	0.00
34412A0	PENNY A DAY COMMITTEE (CA)	2	58.89	0.00
34412A4	PETALUMA FRI CANDLE LIGHT MTG	1	10.00	0.00
3441251	POINT OF FREEDOM GROUP	1	200.00	50.00
3441250	RECOVERY ROCKS GROUP (CA)	1	50.00	25.00
34412A3	SACFNA GROUP 10 (NCAL)	1	29.95	0.00
3441401	SAN FRANCISCO AREA	7	800.00	0.00
3441290	SATURDAY NIGHT SURRENDER (CA)	5	33.00	23.00
3441274	SERENITY IN TRINITY	0	0.00	60.00
3441412	SHASTA ASC OF NA (NCAL)	2	199.45	0.00
3443004	SOUTH COUNTY BBQ (NCAL)	1	100.00	0.00
3441296	SUNDAY AM IT WORKS (NCAL)	1	50.00	0.00
3441297	SUNDAY NIGHT SERENITY ARANA GP	7	355.67	0.00
3441280	SUNDAY PUNCH GROUP	0	0.00	63.00
3441293	SUNNYVALE MONDAY NIGHT MEETING	0	0.00	9.00
34412A9	TIME&CHANGE GROUP OF NA	3	29.67	0.00
3441287	TUES NIGHT 11TH STP MEDITATION	0	0.00	50.00
3441289	TUESDAY MEN'S NIGHT OUT (CA)	0	0.00	29.00
3441270	UNIDOS CON FE	0	0.00	20.00
3441284	WE DO RECOVER (SONOMA)	3	117.00	233.00
3441208	WEDNESDAY NITE LIVE GROUP (CA)	0	0.00	57.60



		Jul 2011/ Jun 2012 No. of Contributions	Jul 2011/ Jun 2012 Contributions	Jul 2010/ Jun 2011 Contributions
3441281	WELCOME HOME GROUP	0	0.00	22.67
3441252	WILLOW GLEN GROUP	0	0.00	934.35
	<i>Northern California Region Total:</i>	210	26,673.86	34,902.26
Northern New England Region				
3451216	COURAGE TO CHANGE (ME)	2	60.00	0.00
3381207	DESIGN FOR LIVING	0	0.00	34.70
3451201	FREE AT LAST GROUP (ME)	0	0.00	25.00
	INDIVIDUAL MEMBERS	2	-35.70	149.70
3451214	IT JUST GETS BETTER	1	7.00	15.00
3451601	NORTHERN NEW ENGLAND RSC	2	6,550.39	0.00
3381406	PIONEER VALLEY AREA OF NA (MA)	0	0.00	200.00
3451207	VISION OF HOPE GROUP (NH)	0	0.00	20.00
3451202	WATERVILLE FIVE & DIME GROUP	0	0.00	5.71
	<i>Northern New England Region Total:</i>	7	6,581.69	450.11
Northern New Jersey Region				
3461215	BACKBONE NA GROUP (NJ)	1	25.90	38.00
3461402	BERGEN AREA (NJ)	1	250.00	520.00
3431403	FREEDOM THROUGH UNITY AREA	5	346.29	609.29
3461210	FRIDAY FREEDOM GROUP	1	50.00	0.00
3461216	GOOD DAY TO BE ALIVE (NJ)	1	54.14	0.00
3461217	HERE & NOW GROUP (NJ)	1	91.17	0.00
3461405	HUDSON COUNTY AREA	0	0.00	125.00
	INDIVIDUAL MEMBERS	11	1,210.00	1,350.00
3461601	NORTHERN NEW JERSEY RSC	8	900.00	600.00
3461202	WHAT'S IN A NAME GROUP (NJ)	1	40.00	120.00
	<i>Northern New Jersey Region Total:</i>	30	2,967.50	3,362.29
Northern New York Region				
3471226	ATMOSPHERE OF RECOVERY (NY)	1	69.81	0.00
3471601	NORTHERN NEW YORK RSC	6	332.78	439.11
3471225	WE DO RECOVER (NY)	1	15.00	25.00
	<i>Northern New York Region Total:</i>	8	417.59	464.11
Norway Region				
	INDIVIDUAL MEMBERS	12	891.00	200.00
3971202	NA KONGSBERG (NORWAY)	1	250.00	0.00
3971201	NA NOTODDEN (NORWAY)	2	596.00	0.00
3971601	NORWAY REGION	1	6,468.74	5,220.38
	<i>Norway Region Total:</i>	16	8,205.74	5,420.38
Ohio Region				
3481407	AREA THIRTEEN SERVICE COMM NA	0	0.00	100.00
3481408	CENTRAL OHIO ASC (COASCNA)	2	1,500.00	0.00
3481202	FREE TODAY GROUP (OH)	2	25.00	40.00
3481401	GREATER CINCINNATI AREA	5	312.46	374.40
3481244	I CAN'T WE CAN GROUP (OH)	1	20.00	0.00
	INDIVIDUAL MEMBERS	13	621.00	330.00
3481239	MIRACLES GROUP (OHIO)	1	10.00	0.00
3481246	MONDAY NIGHT MIRACLES (OH)	1	25.00	0.00
3481245	NO STRINGS ATTACHED (OH)	1	100.00	0.00
3481243	OFF THE HOOK (OH)	1	30.00	0.00
3481601	OHIO RSC (ORSCNA)	7	9,027.25	6,647.71
3481242	SATURDAY CROSS TALK GROUP	0	0.00	10.00



		Jul 2011/ Jun 2012 No. of Contributions	Jul 2011/ Jun 2012 Contributions	Jul 2010/ Jun 2011 Contributions
<i>Ohio Region continued</i>				
3481240	SERENITY DOWN SOUTH	0	0.00	44.21
3481238	SUNDAY IP MEETING	1	114.00	109.00
3481215	WEST SIDE STORY GROUP	6	518.38	351.86
3481241	WINNERS GROUP	9	595.00	396.00
	<i>Ohio Region Total:</i>	50	12,898.09	8,403.18
<i>Oklahoma Region</i>				
3491231	ADA 5TH TRADITION GROUP (OK)	2	16.38	0.00
3491232	ADA JUST US (OK)	1	10.00	0.00
3491226	BROKEN ARROW SERENITY SEEKERS	0	0.00	83.98
3491205	HUMP DAY GROUP (OK)	0	0.00	52.00
	INDIVIDUAL MEMBERS	12	500.00	626.90
3491233	LAST CHANCE NA (OK)	1	50.00	0.00
3491234	NA-A-RISIN (OK)	1	25.00	0.00
3491221	NO GRASS GROUP (OK)	1	65.00	0.00
3491213	NORTHSIDE STROLL GROUP	1	150.00	0.00
3491601	OKLAHOMA RSC	2	1,500.00	4,500.00
3491229	OUTLAWS IN RECOVERY	0	-71.42	0.00
3491207	PEACE OF MIND GROUP (OK)	0	0.00	20.00
3491402	PLAINS AREA OF NA (OK)	0	0.00	250.00
3491209	SATURDAY NIGHT LIGHT GROUP	1	216.04	0.00
3491403	WESTERN AREA (OK)	4	500.00	300.00
	<i>Oklahoma Region Total:</i>	26	2,961.00	5,832.88
<i>Ontario Region</i>				
3501226	ALIVE & KICKING GROUP (ON)	4	120.00	0.00
3501202	CLEAN & SERENE GROUP (ON)	0	0.00	250.00
3501218	CLEAN TIMES GROUP OF NA	0	0.00	750.00
3501222	COME AS U R	0	0.00	50.00
3501212	FREEDOM GROUP (ON)	3	186.52	0.00
3501406	GEORGIAN HEARTLAND ASC (CAN)	1	1,000.00	0.00
3501405	GOLDEN TRIANGLE AREA (ON)	0	0.00	10,075.00
3501403	GREATER LONDON AREA (LANA)	0	0.00	200.00
3501219	HUNGER FOR HEALING	2	400.00	200.00
	INDIVIDUAL MEMBERS	2	200.00	238.26
3501207	JUST FOR TODAY GROUP (ON)	1	1,000.00	0.00
3501227	LEARNING TO LIVE GROUP (ON)	1	100.00	0.00
3501223	NA WORKS	1	50.00	100.00
3501217	NEVER ALONE GROUP	0	0.00	72.52
3501601	ONTARIO RSC	1	7,500.00	28,500.00
3501404	OTTAWA AREA	3	985.89	1,538.13
3501221	RECOVERY COMES FIRST	0	0.00	160.00
3501225	RECOVERY GROUP (CAN)	1	150.00	0.00
3501220	TOGETHER WE CAN	0	0.00	400.00
3501402	TORONTO AREA SERVICE COMMITTEE	3	6,732.72	644.41
3501224	WALKING IN RECOVERY (ON)	0	0.00	100.00
	<i>Ontario Region Total:</i>	23	18,425.13	43,278.32



		Jul 2011/ Jun 2012 No. of Contributions	Jul 2011/ Jun 2012 Contributions	Jul 2010/ Jun 2011 Contributions
Other Forums, Areas, Groups				
3997007	ASIA PACIFIC ZONAL FORUM	1	2,500.00	5,000.00
3997003	CANADIAN ASSEMBLY (CANA)	3	15,000.00	5,000.00
3993003	CIRCLE OF SISTERS	1	16,000.00	7,115.00
3993006	CONVENCION LATINA DEL SUR	1	200.00	0.00
3991410	EGYPT AREA	0	0.00	548.00
3997002	EUROPEAN DELEGATES/EDM	0	0.00	11,701.01
3991243	FREITAGSMEETING BOCHUM	2	387.43	0.00
3991402	FRENCH SPEAKING - SWITZERLAND	1	450.00	0.00
3991411	GIBRALTAR GROUP	1	357.03	0.00
3991609	HUNGARY REGION	1	200.05	0.00
	INDIVIDUAL MEMBERS	1	140.00	452.00
3991244	JEWISH HOSPITAL GROUP	1	137.09	0.00
3991223	JOURNEY CONTINUES GROUP	0	0.00	95.76
3991230	KARLSRUHE SATURDAY GROUP	0	0.00	191.52
3991416	KOBENHAVN ASC	2	3,433.97	0.00
3997008	LATIN AMERICA ZONAL FORUM	1	500.00	0.00
3991412	LITHUANIA RSC	2	1,354.52	254.17
3991237	LIVING FOR TODAY GR. STOCKHOLM	1	147.10	197.29
3993008	MACCNA INC (MEX,AZ,CA CONV NA)	0	0.00	543.00
3997006	MIDWEST ZONAL FORUM	0	0.00	551.31
3993007	MIRACLE OF WOMEN CONFERENCE	1	300.00	0.00
3991240	MONTAGSMEETING BOCHUM	3	345.33	103.87
3991241	NA FARSI GROUP ANTWERP	0	0.00	70.61
3991233	NA FARSI GROUP BRUSSEL	0	0.00	129.30
3991235	NA FREDRIKSTAD GROUP	0	0.00	90.35
3991234	NA RAINBOW GROUP STOCKHOLM	0	0.00	34.88
3991232	NA SARPSBORG GROUP	1	256.12	1,186.97
3991236	NA UUSI ALKU GROUP	0	0.00	51.63
3991208	NA VIDEO MEETING 7TH TRADITION	55	294.79	0.00
3991405	PATTAYA AREA THAILAND	0	0.00	185.00
3997004	PLAINS STATES ZONAL FORUM	0	0.00	1,056.21
3991246	PRIMARY PURPOSE GROUP	1	195.21	0.00
3992004	SERVICE SYSTEM WORKGROUP	0	0.00	858.51
3991408	SOUTH NETHERLANDS ASC	1	1,325.73	0.00
3997001	SOUTHERN ZONAL FORUM	0	0.00	591.86
3991238	SUNDAY DEUTSCH-ENGLISCHES GR.	0	0.00	70.46
3993002	TEXAS STATE CONVENTION OF NA	1	53.89	556.36
3991608	THAILAND REGION	0	0.00	1,986.60
3991242	THURSDAY ENGLISH GROUP	0	0.00	72.21
3991245	TUESDAY GROUP BERLIN	1	78.08	0.00
3991419	UAE ASC DUBAI	0	0.00	519.00
3992002	WORLD CONVENTION UNITY DAY	2	20,871.78	0.00
<i>Other Forums, Areas, Groups Total:</i>		85	64,528.12	39,212.88
Pacific Cascade Region				
3511230	12 TO LIFE (OR)	2	250.00	102.00
3511240	15 VARIOUS NA GROUPS (OR)	1	15.00	0.00
3511235	BASIC NA MEETING (OR)	2	55.00	61.00
3511406	CENTRAL OREGON HIGH DESERT ASC	4	200.00	333.00
3511228	CLEAN & FREE GROUP (OR)	0	0.00	70.00
3511234	COURAGE TO CHANGE (OR)	4	92.00	30.00



		Jul 2011/ Jun 2012 No. of Contributions	Jul 2011/ Jun 2012 Contributions	Jul 2010/ Jun 2011 Contributions
<i>Pacific Cascade Region continued</i>				
3513001	EUGENE AREA ACTIVITIES	0	0.00	290.00
3511203	FIREMOUNT MEN'S STEP STUDY	2	829.05	650.00
3511222	FREEDOM IN THE FLATS	0	0.00	50.00
3511216	HAROLD STREET BLUES	6	400.00	325.00
3511202	HOLE IN THE WALL GROUP (OR)	1	200.00	0.00
	INDIVIDUAL MEMBERS	4	196.05	544.01
3511217	LA GRANDE NA BURNING DESIRES	1	100.00	74.79
3511407	LINN-BENTON-LINCOLN AREA (OR)	2	550.00	421.02
3511225	LONA	1	23.71	114.67
3511237	MINUTE X MINUTE GROUP (OR)	5	325.00	0.00
3511231	NA OUTLAW'S MENS GROUP	1	510.00	433.00
3511236	NEED A NOONER NA (OR)	2	120.00	0.00
3511238	NEW JOURNEY (OR)	2	248.00	0.00
3511409	NW PORTLAND AREA	0	0.00	50.00
3511229	OLD SCHOOL MEETING	0	0.00	81.12
3511233	ONE STEP AT A TIME (OR)	0	0.00	28.00
3511601	PACIFIC CASCADE RSC	5	2,524.48	6,288.12
3511201	RECOVERY TODAY GROUP (OR)	1	48.00	0.00
3511239	SILETZ GROUP (OR)	2	93.66	0.00
3511402	SISKIYOU AREA (CA)	0	0.00	105.90
3511232	SUNDAY NT SOLUTIONS FOR LIVING	0	0.00	12.00
3511213	TOGETHER WE CAN GROUP (OR)	1	90.00	0.00
3511404	TUALATIN VALLEY AREA	2	357.00	0.00
3511410	UVASC OF NA (OR)	0	0.00	12.25
	<i>Pacific Cascade Region Total:</i>	51	7,226.95	10,075.88
Panama Region				
3911601	PANAMA RSC	1	250.00	260.00
	<i>Panama Region Total:</i>	1	250.00	260.00
Peru Region				
30C1601	PERU REGION	1	50.00	0.00
	<i>Peru Region Total:</i>	1	50.00	0.00
Philippines Region				
3961601	PHILIPPINES REGION	1	675.00	0.00
	<i>Philippines Region Total:</i>	1	675.00	0.00
Portugal Region				
3521601	PORTUGAL REGION-APNA	1	657.64	387.64
	<i>Portugal Region Total:</i>	1	657.64	387.64
Quebec Region				
3531203	CAP D'ESPOIR (QC)	2	200.00	200.00
3531401	CSL SUD-QUEST (QC)	1	1,000.00	0.00
3531403	CSLENA (QC)	0	0.00	80.00
	INDIVIDUAL MEMBERS	0	0.00	8.00
3531601	QUEBEC RSC/C.S.R.Q.N.A.	1	5,000.00	0.00
	<i>Quebec Region Total:</i>	4	6,200.00	288.00
Red River Region				
3311213	OKLATEX NA	10	500.00	750.00
30H1601	RED RIVER RSC	1	500.00	1,000.00
	<i>Red River Region Total:</i>	11	1,000.00	1,750.00



		Jul 2011/ Jun 2012 No. of Contributions	Jul 2011/ Jun 2012 Contributions	Jul 2010/ Jun 2011 Contributions
Region 51 Narcotics Anonymous				
3621230	ADDICTS TOGETHER (NV)	6	174.59	465.82
3031401	CAN NA AREA (AZ)	4	1,851.96	2,025.50
3621245	DRUGS NO MORE (NV)	2	150.00	0.00
3621402	EAST LAS VEGAS AREA	0	0.00	1,128.72
3621207	FRIDAY NIGHT PM RECOVERY (NV)	0	0.00	174.27
3621223	GIRLS JUST WANNA HAVE FUN	0	0.00	7.25
3621236	HAPPY JOYOUS & FREE	7	124.77	181.12
	INDIVIDUAL MEMBERS	1	1,000.00	1,013.00
3621233	IT WORKS HOW & WHY	1	36.28	60.00
3621242	LEATHER AND LACE (NV)	1	50.00	0.00
3621244	LETTING GO GROUP (NV)	5	262.23	0.00
3621234	MONDAY SOLUTION	5	225.00	245.00
3621235	MORE WILL BE REVEALED	5	181.22	261.28
3621241	MOVING ON GROUP (NV)	0	0.00	30.00
3621203	NEW FOUND FREEDOM GROUP (NV)	2	41.99	153.57
3621403	NORTH BY NORTHWEST AREA (NV)	11	7,080.84	7,285.51
3621243	NOT HIGH AT NOON (NV)	1	500.00	0.00
3621240	PM RECOVERY (NV)	1	100.00	296.37
3621239	REASONS TO RECOVER (NV)	0	0.00	70.00
3621601	REGION 51 NARCOTICS ANONYMOUS	2	11,025.53	20,195.30
3621229	SATURDAY NIGHT SURRENDER	5	76.50	120.41
3621401	SOUTHERN NEVADA AREA	0	0.00	26.16
3621225	STAND 4 SOMETHING GROUP	1	40.50	149.39
3621238	WOMENS MEETING REGION 51 (NV)	7	206.50	258.25
	<i>Region 51 Narcotics Anonymous Total:</i>	67	23,127.91	34,146.92
Region del Coqui (Puerto Rico)				
3841404	COMITE DE SERVICIOS METRO (PR)	1	500.00	0.00
3841602	COMITE REGIONAL DE SERVICIO NA	1	275.00	0.00
3841403	COMITE SERVICIO NA AREA OESTE	11	113.41	171.00
	INDIVIDUAL MEMBERS	12	60.00	50.00
3841401	NA AREA NORTE CENTRO	7	359.63	237.20
3841601	REGION DEL COQUI	0	0.00	297.00
3841201	SOLO POR HOY GROUP (PR)	2	28.00	0.00
	<i>Region del Coqui (Puerto Rico) Total:</i>	34	1,336.04	755.20
Rio de Janeiro				
3821405	AREA NORTE RIO DE JANEIRO	5	7,084.00	0.00
3821603	RIO DE JANIERO REGION (BRA)	2	4,000.00	1,000.00
	<i>Rio de Janeiro Total:</i>	7	11,084.00	1,000.00
Rio Grande Region				
3551218	A NEW WAY OF LIFE (NM)	1	30.00	0.00
3551202	CAVERN CITY GROUP (NM)	0	0.00	100.00
3551216	GIVING IT AWAY GROUP (NM)	1	200.00	0.00
3551402	GREATER ALBUQUERQUE AREA	4	412.55	627.45
	INDIVIDUAL MEMBERS	2	400.00	245.00
3551214	LIV-IN-THE-DASH (NM)	0	0.00	100.00
3551207	MORE WILL BE REVEALED (NM)	6	264.65	450.00
3551217	OPTIONS MEETING OF NA (NM)	2	180.00	0.00
3551404	PECOS VALLEY AREA (NM)	1	391.22	0.00



		Jul 2011/ Jun 2012 No. of Contributions	Jul 2011/ Jun 2012 Contributions	Jul 2010/ Jun 2011 Contributions
<i>Rio Grande Region continued</i>				
3551215	SURVIVORS GROUP (NM)	2	90.00	60.00
3551212	VIVIENDO EL PROGRAMA	0	0.00	20.19
	<i>Rio Grande Region Total:</i>	19	1,968.42	1,602.64
San Diego/Imperial Region				
3561205	BASIC TEXT STUDY (CA)	0	0.00	-13.70
3561240	BORREGO SPRINGS ALANO CLUB	1	125.00	0.00
3561243	COLD TURKEY MEETING (SDCAL)	1	25.00	0.00
	INDIVIDUAL MEMBERS	8	396.79	170.00
3561241	LIVING THE DREAM (CA)	1	46.00	0.00
3561231	MONDAY BT GROUP (SOLONA BEACH)	1	29.39	458.78
3561227	MONDAY NIGHT 11TH STEP MEETING	3	253.86	83.52
3561232	MONDAY NIGHT 2+2	1	19.95	9.00
3561212	MONDAY NITE BOOK STUDY (CA)	0	0.00	43.00
3561242	NO BULLSHIT GROUP (SDCAL)	2	22.05	0.00
3561234	NOON AT THE BEACH MEETING (CA)	1	60.00	76.00
3561402	NORTH COAST AREA (CA)	8	266.11	426.39
3561237	NOT LIKE OTHER MOON MEETINGS	1	6.90	1.00
3561233	RECOVERY FIRST MENS GROUP	0	0.00	140.55
3561225	RESPECT THE MIRACLE GROUP	0	0.00	20.85
3561601	SAN DIEGO/IMPERIAL RSC	14	2,206.92	2,196.06
3561215	SATURDAY MORNING LIVE (CA)	5	225.00	81.00
3561238	SERENITY SUNDAYS (CA)	0	0.00	5.00
3561239	SO FRESH AND SO CLEAN (CA)	1	120.00	0.00
3561403	SOUTHEAST BARIO ASC	0	0.00	518.57
3561236	SUNRISE MEETING	0	0.00	10.00
3561235	TELL IT LIKE IT IS	0	0.00	75.00
3561230	THE S H O W GROUP	0	0.00	46.75
	<i>San Diego/Imperial Region Total:</i>	48	3,802.97	4,347.77
Show Me Region				
3571206	ANOTHER SUNRISE GROUP	3	452.60	403.35
3571247	DROSTE GROUP	2	400.00	350.00
3571251	GONZO FOR RECOVERY (IL)	0	0.00	50.00
3571241	GRATITUDE IN RECOVERY	2	71.20	149.19
3571403	GREATER ST CHARLES AREA	2	387.50	367.63
3571404	HEARTLAND AREA OF NA	2	80.74	0.00
3571253	I CAN'T WE CAN (MO)	1	40.00	0.00
	INDIVIDUAL MEMBERS	14	5,417.61	2,453.00
3571249	IT WORKS HOW AND WHY (MO)	0	0.00	20.00
3571254	IT'S A GOD THING GROUP (MO)	1	24.00	0.00
3571401	LITTLE EGYPT AREA	0	0.00	597.07
3571250	LIVING IN VICTORY GROUP (MO)	1	75.00	90.00
3571248	LIVING MIRACLES NA GROUP	0	0.00	255.10
3571207	MIRACLES OF LIFE GROUP (MO)	4	329.00	140.00
3571218	NEW HOPE GROUP (MO)	1	7.21	15.00
3571215	NEW LIFE GROUP	1	100.00	120.00
3571252	NO EXCUSES GROUP (MO)	2	300.00	55.00
3571402	NORTHLAND AREA OF NA (MO)	3	294.74	252.82
3571244	OP NA	3	284.00	183.00
3571209	POINT OF FREEDOM GROUP (MO)	6	144.00	144.00
3571406	PRIMARY PURPOSE AREA OF NA	0	0.00	857.93



		Jul 2011/ Jun 2012 No. of Contributions	Jul 2011/ Jun 2012 Contributions	Jul 2010/ Jun 2011 Contributions
3571601	SHOW ME RSC	0	0.00	6,620.50
3571240	SPARK OF LIFE	2	138.27	238.87
3571212	SPIRITUAL CONNECTION	0	0.00	594.00
3571214	STEP BY STEP GROUP (MO)	0	0.00	49.48
3571203	THE MIRACLE GROUP (MO)	11	220.33	215.21
3571242	TODAY'S CHOICE GROUP OF NA	0	0.00	116.72
3571405	UKCANA/UNITED KANSAS CITY AREA	0	0.00	92.50
3571245	WE DO RECOVER (MO)	3	137.13	0.00
	<i>Show Me Region Total:</i>	64	8,903.33	14,430.37
Sierra Sage Region				
3581401	GREATER OWENS VALLEY ASC	0	0.00	490.43
	INDIVIDUAL MEMBERS	1	40.00	10.00
3581210	NEVER ALONE GROUP (NV)	1	85.00	0.00
3581202	REACHING FOR RECOVERY GROUP	0	0.00	320.00
3581211	SATURDAY NITE SPECIAL	1	22.00	43.00
3581601	SIERRA SAGE RSC	12	7,500.00	13,000.00
3581212	SOUTH SHORE NA CAMPOUT	1	300.00	0.00
	<i>Sierra Sage Region Total:</i>	16	7,947.00	13,863.43
South Africa				
	INDIVIDUAL MEMBERS	1	100.00	0.00
3991605	SOUTH AFRICA REGION	1	3,700.00	0.00
	<i>South Africa Total:</i>	2	3,800.00	0.00
South Dakota Region				
3051203	NEW HOPE GROUP	1	100.00	150.00
3051403	WEST RIVER AREA (WRANA)	1	300.00	0.00
	<i>South Dakota Region Total:</i>	2	400.00	150.00
South Florida Region				
3591256	BASIC MEETING (FL)	1	14.60	0.00
3591406	FOREST AREA SERVICE COMMITTEE	3	444.00	345.00
3591408	GULF COAST AREA SERVICES	5	1,467.38	647.91
	INDIVIDUAL MEMBERS	8	1,113.82	277.63
3591238	IT WORKS GROUP (FL)	3	188.92	223.50
3591252	NEW BEGININGS GROUP	0	0.00	124.00
3591255	NEW PERSPECTIVE GROUP (FL)	7	159.14	0.00
3591235	NEW SUNDAY MORNING (FL)	0	0.00	128.00
3591254	NEW TAMPA GROUP (FL)	0	0.00	38.00
3181403	SHARK COAST AREA (FL)	1	200.00	250.00
3591409	SOUTH ATLANTIC ASC (FL)	0	0.00	250.00
3591601	SOUTH FLORIDA RSC	5	9,450.00	4,812.55
3591242	STAIRWAY TO RECOVERY (FL)	0	0.00	57.40
3591253	SUNDAY NIGHT SERENITY (FL)	0	0.00	20.00
3591405	SUNSET COAST AREA (FL)	1	227.44	235.65
3591205	THE TRUTH WILL SET YOU FREE	4	125.00	100.00
3591249	WOMEN AND RECOVERY	3	21.60	118.31
	<i>South Florida Region Total:</i>	41	13,411.90	7,627.95
Southern Brazil Region				
3821401	ASC VALE DO SINOS	1	160.00	0.00
30R1601	REGIAO BRASIL SUL	1	124.00	146.00
3821404	SERRA GAUCHA CSA	1	50.00	0.00
	<i>Southern Brazil Region Total:</i>	3	334.00	146.00



		Jul 2011/ Jun 2012 No. of Contributions	Jul 2011/ Jun 2012 Contributions	Jul 2010/ Jun 2011 Contributions
Southern California Region				
36012C1	60 MINUTE SOLUTION (SCAL)	1	60.00	0.00
36012A3	BASIC TRAINING	1	41.54	0.00
3601220	COURAGE TO CHANGE GROUP (CA)	7	277.75	284.70
3601289	DESIRE TO RECOVER GROUP	0	0.00	110.00
36012A6	DOING IT ON THE LAKE	0	0.00	344.97
3601408	EASTERN SIERRA AREA	1	127.17	563.59
3601295	ELEVENTH STEP GROUP	0	0.00	68.97
3601290	FREE ON FRIDAY GROUP	5	118.00	172.40
36012A7	GIRLS NIGHT OUT (CA)	1	13.00	70.95
	INDIVIDUAL MEMBERS	111	3,829.60	3,654.16
3601409	INLAND EMPIRE FOOTHILLS	0	0.00	40.00
36012C3	INVITATION TO LIVE GROUP	3	123.93	0.00
36012B7	LEADERS CHOICE (SCAL)	1	45.00	0.00
36012B8	LISTENING FOR ..11TH STEP MTG	6	92.39	0.00
36012C5	MID-DAY SOLUTIONS (SCAL)	1	25.00	0.00
36012B2	MONDAY NIGHT WE DO RECOVER	1	30.00	80.00
36012B5	NEVER ALONE GROUP (CA)	0	0.00	12.50
36012C4	NEW LIFE NOON GROUP (SCAL)	3	94.00	0.00
36012B1	NORTH HOLLYWOOD STEP STUDY	5	675.00	249.50
3601299	QUEST FOR SERENITY	1	318.44	539.00
3601210	RECOVERY ZONE GROUP (CA)	0	0.00	29.00
3601407	SANTA CLARITA AREA	2	215.50	0.00
36012C2	SHARE THE LOVE & HAPPINESS	1	20.00	0.00
36012A8	SHARING FROM THE HEART	12	334.67	239.60
36012B9	SI NOS RCUPERAMOS	3	38.00	0.00
3601601	SOUTHERN CALIFORNIA RSC	1	3,892.57	11,355.88
36012B3	SPIRITUAL PRINCIPLE STUDY (CA)	2	72.00	100.03
36012A5	SPIRITUAL SOLUTIONS HOLLYWOOD	0	0.00	40.00
3601224	STEP UP TO FREEDOM	0	0.00	315.23
36012A9	SUNDAY SERENITY	0	0.00	156.50
3601207	SUNDAY SURRENDER GROUP	10	196.25	162.76
36012B6	TELL IT LIKE IT IS (CA)	1	30.00	0.00
36012B4	THURSDAY EARLY BIRD NA	0	0.00	75.00
3601218	WE CAME TO BELIEVE GROUP (CA)	7	208.25	129.11
3601403	WESTEND AREA (CA)	9	1,489.80	1,557.18
<i>Southern California Region Total:</i>		197	12,367.86	20,351.03
Southern Idaho Region				
3611209	GLENS FERRY GROUP (ID)	3	47.70	43.00
	INDIVIDUAL MEMBERS	0	0.00	20.00
3611211	IT WORKS HOW & WHY GROUP (ID)	0	0.00	139.50
3611404	MAGIC VALLEY AREA (ID)	1	75.50	0.00
3613003	MEN'S RETREAT (MAGIC VALLEY)	1	110.86	127.49
3611210	MOUNTAIN HOME GROUP (ID)	5	103.80	128.00
3611202	NEW ATTITUDES GROUP (ID)	3	51.31	45.00
3613004	PACIFIC NORTHWEST CONVENTION	1	319.08	0.00
3611214	THE NOON GROUP (ID)	0	0.00	100.00
3611402	TREASURE VALLEY AREA (ID)	3	432.10	0.00
<i>Southern Idaho Region Total:</i>		17	1,140.35	602.99



		Jul 2011/ Jun 2012 No. of Contributions	Jul 2011/ Jun 2012 Contributions	Jul 2010/ Jun 2011 Contributions
Spain Region				
3631203	GROUP CRECIENDO JUNTOS (SP)	4	165.00	64.00
3631202	GRUPO MARBELLA JUEVES MANANA	0	0.00	134.00
	INDIVIDUAL MEMBERS	2	140.00	142.00
3631601	SPAIN RSC	1	1,952.11	3,395.15
3631201	VOLVE A EMPEZAR MARBELLA	0	0.00	251.00
	<i>Spain Region Total:</i>	7	2,257.11	3,986.15
Sweden Region				
3641208	GODNATTGRUPPEN (SWEDEN)	0	0.00	70.00
3641211	HISSINGSGRUPPEN (SWEDEN)	0	0.00	155.00
	INDIVIDUAL MEMBERS	7	473.00	2,698.00
3641204	JUST FOR TODAY GROUP (SWEDEN)	1	149.00	0.00
3641205	LIVING FOR TODAY (SWEDEN)	1	95.93	440.95
3991231	NACKA NA GROUP	0	0.00	118.28
3641201	NEW WAY OF LIFE GROUP (SW)	1	416.45	456.92
3641210	ROOTS FROM GOTHENBURG (SW)	0	0.00	18.00
3641212	STENUNGSUNDSGRUPPEN (SWEDEN)	0	0.00	230.00
3641209	SVEAGROUP VARBERG	0	0.00	435.00
3641601	SWEDEN RSC	1	3,417.25	22,573.04
	<i>Sweden Region Total:</i>	11	4,551.63	27,195.19
Tejas Bluebonnet Region				
3651214	1960 GROUP OF NA	1	9.20	21.17
3651205	AGAPE FREEDOM GROUP (TX)	0	0.00	48.29
3651405	CENTRAL TEXAS AREA	1	203.00	132.00
3651403	ESPERANZA AREA (TX)	1	100.00	91.53
3651207	GEM CITY GROUP (TX)	0	0.00	74.50
3651404	HILL COUNTRY AREA (TX)	0	0.00	91.53
3651402	HOUSTON AREA (HASCONA)	6	329.98	303.36
3651233	HUGS NOT DRUGS	2	45.00	70.00
	INDIVIDUAL MEMBERS	23	1,390.00	739.00
3651206	KEEP IT CLEAN GROUP (TX)	0	0.00	440.00
3651235	LIFEGUARD GROUP	0	0.00	318.33
3651220	LOST & FOUND GROUP (TX)	3	329.80	364.18
3651226	MEN OF HOPE GROUP	0	0.00	30.00
3651234	NEVER ALONE GROUP (TX)	0	0.00	25.00
3311405	NORTH SIDE AREA (TX)	6	600.00	100.00
3651407	SOUTHEAST TEXAS AREA OF NA	0	0.00	267.36
3651229	STEPPING UP GROUP	6	550.78	83.90
3651601	TEJAS BLUEBONNET RSC	3	6,745.24	4,594.43
3651401	TEXAS TRI-COUNTY AREA (TTCASC)	0	0.00	1,405.02
3651225	THE LAST ROOM GROUP	0	0.00	13.00
3651221	THE RIGHT STUFF GROUP (TX)	0	0.00	95.65
3651223	THE SOONER THE BETTER (TX)	12	560.95	487.79
3651236	VICTORIA NA GROUP (TX)	5	150.00	30.00
	<i>Tejas Bluebonnet Region Total:</i>	69	11,013.95	9,826.04
Tri State Region				
3661201	BEECHWOOD GROUP (PA)	3	34.00	89.50
3661402	CENTRAL WESTERN PA AREA (CWPA)	3	75.00	100.00
3661414	EAST END AREA (EEANA)	4	740.00	1,243.77
3661214	ELIZABETH GROUP	1	34.84	83.00



		Jul 2011/ Jun 2012 No. of Contributions	Jul 2011/ Jun 2012 Contributions	Jul 2010/ Jun 2011 Contributions
<i>Tri State Region continued</i>				
3661260	FRIDAY JUST FOR TODAY (PA)	0	0.00	30.00
3661261	GIFT OF RECOVERY (PA)	2	200.00	0.00
	INDIVIDUAL MEMBERS	9	50.00	50.00
3661408	INTERSTATE CROSSROADS AREA	4	3,250.00	1,082.36
3661247	IT WORKS HOW & WHY GROUP (PA)	1	28.52	161.75
3661412	LAWRENCE COUNTY AREA SER COM	0	0.00	50.00
3661263	LIVING IN RECOVERY GROUP (PA)	5	141.14	0.00
3661405	NORTH EAST AREA (PA)	5	453.14	191.19
3661407	SOUTH HILLS AREA (PA)	2	1,084.22	1,657.14
3661262	ST MARY'S SAT NIGHT NEWCOMERS	1	10.00	0.00
3661264	SUNDAY MORNING SERENITY (WV)	1	50.00	0.00
3661601	TRI - STATE RSC	1	1,899.88	6,696.99
3661259	TUESDAY NOON DISC GROUP (PA)	0	0.00	34.00
3661204	WOMEN'S RECOVERY GROUP (PA)	1	30.00	30.00
	<i>Tri State Region Total:</i>	43	8,080.74	11,499.70
<i>Turkish Region</i>				
30D1601	TURKISH REGION	2	587.52	0.00
	<i>Turkish Region Total:</i>	2	587.52	0.00
<i>United Kingdom Region</i>				
	INDIVIDUAL MEMBERS	0	0.00	12.00
3941601	UNITED KINGDOM REGION	2	6,518.39	18,846.03
	<i>United Kingdom Region Total:</i>	2	6,518.39	18,858.03
<i>Upper Midwest Region</i>				
	INDIVIDUAL MEMBERS	1	172.50	155.00
3671401	MANITOBA AREA	1	158.42	0.00
	<i>Upper Midwest Region Total:</i>	2	330.92	155.00
<i>Upper Rocky Mountain Region</i>				
3681202	CLEAN & FREE GROUP (WY)	1	40.00	0.00
3681217	CLEAN & SERENE GROUP (WY)	1	35.00	0.00
3681215	GREYBULL GROUP	0	0.00	10.00
3681208	HOPE NOT DOPE GROUP (WY)	3	237.42	430.13
	INDIVIDUAL MEMBERS	1	17.50	0.00
3681201	LIVING PROOF GROUP (WY)	4	208.80	457.91
3681401	WYO - BRASKA AREA	1	140.00	0.00
3681402	WYOMING WESTERN AREA	1	100.00	100.00
	<i>Upper Rocky Mountain Region Total:</i>	12	778.72	998.04
<i>Uruguay Region</i>				
3741601	URUGUAY REGION	1	1,725.00	691.00
	<i>Uruguay Region Total:</i>	1	1,725.00	691.00
<i>Utah Region</i>				
3691214	ARCHWAYS TO RECOVERY (UT)	1	200.00	0.00
3691402	CENTRAL UTAH AREA	2	233.94	73.00
	INDIVIDUAL MEMBERS	3	510.01	820.00
3691405	LAKESIDE UNITY AREA OF NA	12	560.89	601.89
3691216	LIVING THE PROMISE (UT)	4	107.50	0.00
3691215	NEW FOUND REALITIES (UT)	1	58.00	0.00
3691401	NORTHERN UTAH AREA	13	448.62	443.29
3691601	UTAH RSC	8	784.06	409.52
	<i>Utah Region Total:</i>	44	2,903.02	2,347.70



		Jul 2011/ Jun 2012 No. of Contributions	Jul 2011/ Jun 2012 Contributions	Jul 2010/ Jun 2011 Contributions
Venezuela Region				
30S1601	VENEZUELA REGION	1	200.00	125.00
	<i>Venezuela Region Total:</i>	1	200.00	125.00
Volunteer Region				
3701243	HAPPY HOUR GROUP	0	0.00	384.00
	INDIVIDUAL MEMBERS	20	437.45	2,038.72
3701247	LITTLE RIVER GROUP	7	317.48	149.23
3701248	MIRACLES HAPPEN NA GROUP (TN)	5	167.49	0.00
3701244	NEVER ALONE GROUP	4	47.50	50.00
3701246	NEW HORIZON GROUP	1	30.41	146.25
3701236	NO MATTER WHAT GROUP (TN)	7	301.00	249.01
3701202	NOTHING TO FEAR GROUP (TN)	3	223.96	250.97
3701206	PRIMARY PURPOSE GROUP (TN)	7	117.00	106.00
3701245	THE ATTIC GROUP	0	0.00	20.00
3701601	VOLUNTEER RSC	3	8,676.33	5,558.46
3701401	WEST TENNESSEE AREA	6	1,406.15	1,399.81
	<i>Volunteer Region Total:</i>	63	11,724.77	10,352.45
Washington - Northern Idaho				
3711258	A SIMPLE SOLUTION (WA)	1	97.00	0.00
3711233	ASK IT BASKIT GROUP (WA)	2	40.00	120.00
3711257	ATMOSPHERE OF RECOVERY (WA)	5	2,125.00	0.00
3711259	FREEDOM FROM OURSELVES (WA)	1	228.93	0.00
3711251	FREEDOM GROUP OF SEATTLE WA	1	26.50	67.40
3713009	FREEDOM TO CHANGE MENS RETREAT	0	0.00	35.38
3711238	FRIDAY HARBOR GROUP	5	63.21	98.07
3711207	FRIDAY NIGHT ALIVE GROUP (WA)	3	180.00	375.00
3711241	FRIDAY NIGHT STEP STUDY	3	156.50	408.34
3711242	GRACE GROUP	0	0.00	50.00
	INDIVIDUAL MEMBERS	35	5,241.34	4,083.00
3711249	INSOMNIADICTS	0	0.00	20.00
3711255	JUST FOR TODAY (WA)	1	5.00	0.00
3711226	KIND OF THURSDAY NIGHT GROUP	1	250.00	450.00
3711222	LOVIN' SPOONFULL NA	0	0.00	201.77
3711244	MONDAY NIGHT RECOVERY	0	0.00	134.14
3711213	MORE GRATITUDE LESS ATTITUDE	11	401.40	355.56
3711250	NA REGULARS OF SEATTLE WA	3	100.79	152.75
3711212	NEW FRONTIERS GROUP (WA)	0	0.00	442.00
3711204	NEW HOPE GROUP (WA)	0	0.00	50.00
3711406	NORTH PUGET SOUND AREA (WA)	1	250.00	0.00
3711254	NORTH SEATTLE HARDCORE (WA)	1	19.25	19.15
3711410	NORTHWEST WASHINGTON AREA	3	1,394.04	1,048.03
3711248	OASIS GROUP	5	491.17	231.44
3711240	RECOVERY BY THE BOOK	0	0.00	80.00
3711401	SEATTLE AREA (WA)	3	477.77	991.93
3711252	SERENITY CIRCLE MTG (WA)	3	206.50	208.00
3711216	SERENITY SEEKERS GROUP (WA)	1	78.21	0.00
3711256	SOS GROUP (WA)	2	101.82	0.00
3711412	SOUTH KING COUNTY (SKCANA)	11	720.48	1,046.72
3711413	SOUTH PUGET SOUND ASC (WA)	2	2,358.19	0.00
3711223	SOUTHERNERS GROUP	1	32.01	31.12
3711403	THE LEWIS COUNTY AREA (TLCANA)	1	20.00	60.83



		Jul 2011/ Jun 2012 No. of Contributions	Jul 2011/ Jun 2012 Contributions	Jul 2010/ Jun 2011 Contributions
<i>Washington - Northern Idaho continued</i>				
3711253	TOP OF THE HILL (WA)	3	61.00	50.00
3711229	TOWER OF POWER GROUP (WA)	1	30.00	52.00
3711404	TRI - CITIES AREA (WA)	2	150.00	0.00
3711205	UNITY IN UNION GROUP	4	191.76	228.99
3713010	WASHINGTON SPIRITUAL BREAKFAST	1	100.00	0.00
3711601	WASHINGTON-NORTHERN IDAHO RSC	6	31,966.70	25,683.00
	<i>Washington - Northern Idaho Total:</i>	123	47,564.57	36,774.62
Western New York Region				
	INDIVIDUAL MEMBERS	1	27.44	0.00
3811401	NIAGARA - ORLEANS AREA (NI-O)	0	0.00	100.00
3811214	SERENITY COURAGE&WISDOM (NY)	1	70.00	0.00
3811601	WESTERN NEW YORK RSC	1	1,000.00	1,500.00
3811213	WOMEN'S RECOVERY GROUP	1	30.00	40.00
	<i>Western New York Region Total:</i>	4	1,127.44	1,640.00
Western Russia Region				
	INDIVIDUAL MEMBERS	4	252.00	10.00
	<i>Western Russia Region Total:</i>	4	252.00	10.00
Wisconsin Region				
3721406	BADGERLAND AREA SERVICE	4	280.04	90.24
	INDIVIDUAL MEMBERS	3	47.00	193.00
3721210	MONDAY NITE SURRENDER (WI)	0	0.00	118.77
3721402	NORTHEAST WISCONSIN AREA	5	791.34	539.00
3721213	ROAD TO RECOVERY	4	63.93	42.87
3721201	STRAIGHT AHEAD GROUP (WI)	0	0.00	32.00
3721601	WISCONSIN RSC	7	3,138.16	5,125.63
3721212	WOMEN IN RECOVERY (WI)	1	75.14	69.94
	<i>Wisconsin Region Total:</i>	24	4,395.61	6,211.45
	<i>Grand Total:</i>	2,916	666,859.42	741,994.35