MZ Construction Consumable Supplies LTD

Authorized Agent
UK and Middle East

MZ Construction Consumable Supply LTD
10 North Avenue, Hayes,
Middlesex, United Kingdom,
UB3 2JE
Contact Number: +442080610941
Contact Email: mz@mzccs.co.uk
Web site: www.mzccs.co.uk

成都安可信电子股份有限公司
CHENGDU ACTION ELECTRONICS JOINT-STOCK CO., LTD



PRODUCT CATALOGS

ACTION

Expert in gas safety monitoring
Total solution provider for gas detection

MZ Construction Consumable Supplies LTD



COMPANY PROFILE

As a professional gas detection and warning equipment manufacturer, with more than 600 Employees,15000m² workshops,Chengdu Action Electronics Joint-Stock Co.,Ltd (hereinafter referred to as“ACTION”) is registered in Chengdu Hi-tech Industrial Development Zone. Its head office is located in Southwest Aviation Industry Port Economic Development Zone.

Incorporated in 1998,ACTION is a professionalized joint-stock hi-tech entity engaged in design, development, manufacture,marketing and service. It has passed quality management system certification. As a well-known manufacturer in the industry, the TOP 3 gas safety protection system overall solutions and equipment suppliers in China and the first in western China, it takes the lead in releasing bus-based communication products. By using advanced technology, manufacturing process, quality management system,and modernized production and processing equipment,ACTION independently develops and manufactures intelligent gas detectors and alarm controllers, which are characterized by high quality, strong function, and easy installation, debugging and use. All its products have passed the test by China National Supervision and Test Center for Fire Electronic Product Quality. And obtained some national certificates such as IECEx, ATEX, EAC,etc. In addition,ACTION has acquired a Type Approval Certificate from China Fire Product Certification Committee and a CMC Certificate from the Quality and Technical Supervision Bureau.

In 2015,ACTION was wholly owned by Shenzhen Maxonic Automation Control Co.,Ltd (hereinafter referred to as “Maxonic”). Incorporated in 1994 with registered capital of RMB 266 million, Maxonic is a national-level hi-tech enterprise specializing in research,development,production, marketing and engineering service of process automation instruments and meters. It is a listed company on the A-share market (stock code:300112). As China’s leading provider of new technologies of process automation instruments, Maxonic always sticks to the business concept of sharing global successful new technologies. Since it shares achievements and wisdom with customers, partners, employees and shareholders, it is developing healthily. By now, modernized office buildings have been completed at its head office in Shenzhen. It has acquired or controlled many related enterprises in Shanghai,Guangzhou,Chengdu,Tianjin,Hong Kong and Denmark or become their shareholders. Now it owns 15 subsidiary companies.



DEVELOPMENT HISTORY

1998-1999:
•The company was founded and the product obtained certification of CCCF;

1999-2007:
•The company passed software enterprise and software product certification and was rated as “a big taxpayer” in Hi-tech Zone, Chengdu;
•The company was granted access to SINOPEC and EnergyAhead Website and become an eligible supplier;
•Obtained the membership certificate of CNPC Energy No.1 network;

2008-2010:
•Become a strategic partner of Honeywell Group's gas detection system
•China gas procurement network access unit
•Completion of shareholding reform
•Network access unit of ENN electronic procurement platform

2011-2013:
•Qualification of China Petrol Gorups's 1st class supplier
•Network access unit of China Resources Gas Operation Platform
•Registered in CNOOC network access unit
•CNPC Material Supplier Access Certificate
•Pass the factory condition inspection of fire protection

2014-2016:
•Completed the merger and acquisition with Maxonic listed company
•Won the "China Innovation and Integration Award"

2017-2019:
•Passed the evaluation of national integration of industrialization and industrialization
•Qualified supplier of CNNC
•Partner of Zhejiang Petrochemical Co., Ltd

2020-2021:
•Obtained the qualified supplier certificate of China Nuclear Power Group
•Chengdu Top 30IOT Gazelle Enterprises
•The first batch of enterprises that have passed the new national standard GB15322- 2019 fire protection product certification

2022:

• Fully automated household alarm production line online



MZ Construction Consumable Supplies LTD

AUTHORIZED

CONTENTS

01 Gas detector
01 JT-AEC2361A Household combustible gas detector
03 JT-AEC2363A Household combustible gas detector
05 JTM-AEC2368A Compound household gas detector
07 AEC2331a series gas detectors
09 AEC2335b Point-type combustible gas detectors
11 AEC2232a series gas detectors
13 AEC2232b series gas detectors
15 AEC2232bX series gas detectors
17 AEC2383b Portable multi gas detector
19 BT-AEC2386 Portable Combustible Gas Detector
21 BT-AEC2387 Portable toxic and harmful gas detector
23 BT-AEC2387c Portable toxic and harmful gas detector
25 AEC2688 Portable multi gas detector
27 BT-AEC2689 Laser methane telemeter

02 Gas alarm controller
29 AEC2301a Gas alarm controller
31 AEC2302a Gas alarm controller
33 AEC2303a Gas alarm controller
35 AEC2303b Gas alarm controller
37 AEC2305 Gas alarm controller
39 AEC2305bGas alarm controller
41 AEC2392a Gas Alarm controller
43 AEC2392a-BS Gas Alarm Controller
45 AEC2392a-BM Gas Alarm Controller
47 AEC2392b Gas alarm controller
49 AEC2393a Gas Alarm controller

03 Gas valve
51 AEC-DCF-DN15 Electromagentic gas emergency cutting valve
53 AEC-ZBF-DN15 Pipeline gas self closing valve
55 AEC-ZBF-DN15 Intelligent pipeline gas self closing valve
57 AEC-TYQ Intelligent liquefied petroleum gas pressure regulating valve for commercial use
59 AEC-TYQ Household intelligent liquefied petroleum gas pressure regulating valve

ACTION
BRAND INTERPRETATION

secure

reliable

trust

JT-AEC2361A
Household combustible gas detector

AUTHORIZED
MZ Construction Consumable Supplies LTD

1 Application site

Connecting shut-off valves, fans, etc. to household kitchens, detecting methane (natural gas).





2 Technical specifications

Principle of detection	Semiconductor
Detection mode	Diffusive
Detectable gases	Natural gases and liquefied gases
Alarm concentration	8%LEL
Detected range	0~20%LEL
Response time	⩽17s (t90)
Operating voltage	⩽3W
Protection grade	IP31
Output	Two sets of contact outputs: the first set of pulse outputs DC12V, Group 2 passive normally open output, contact capacity: 2A/24VDC
Mounting mode	Wall-mounted, adhesive backing paste (optional)
Size	L×W×H:86mm×86mm×36mm
Weight	126g

3 Major features

- **Fully automated manufacturing process**
  The product adopts a fully automated manufacturing process, with no human error, high consistency and stable product quality;
- **Module design**
  The product adopts functional modular design, host and wire modular design, with high usability and strong ability to respond to differentiated needs. At the same time, the host and wire modular design makes on-site installation more flexible and convenient, improving installation efficiency;
- **High anti-interference performance**
  Adopting a sensor filtration membrane design to enhance anti poisoning and anti-interference capabilities, it only responds highly to natural gas (methane/Propane). By protecting the sensor itself and extending its service life, it brings a more stable user experience;
- **Two output modes**
  Multiple output modes are available. This product can link solenoid valves and exhaust fans, etc.



JT-AEC2363A
Household combustible gas detector

MZ Construction Consumable Supplies LTD

1 Application site

Connecting shut-off valves to household kitchens, detecting methane (natural gases)





2 Technical specifications

Detectable gases	Methane(natural gases)
Principle of detection	Semiconductor
Alarm concentration	8%LEL
Detected range	0~20%LEL
Response time	⩽16s (t90)
Power consumption	⩽3W
Operating voltage	AC187V~AC253V (50Hz±0.5Hz)
Protection grade	IP31
Output	One set of pulse outputs DC12V
Mounting mode	Wall-mounted, adhesive backing paste (optional)
Size	L×W×H:80mm×80mm×32mm
Weight	125g

3 Major features

- **Fully automated manufacturing process**
  The product adopts a fully automated manufacturing process, with no human error, high consistency and stable product quality
- **Module design**
  The product adopts functional modular design, host and wire modular design, with high usability and strong ability to respond to differentiated needs. At the same time, the host and wire modular design makes on-site installation more flexible and convenient, improving installation efficiency;
- **High anti-interference performance**
  Adopting a sensor filtration membrane design to enhance anti poisoning and anti-interference capabilities, it only responds highly to natural gas (methane). By protecting the sensor itself and extending its service life, it brings a more stable user experience;
- **Single output modes**
  Single output, drive DN15 household solenoid valve, forming a cost-effective solution for household gas safety.



JTM-AEC2368A
Compound household gas detector

1 Application site

Connecting shut-off valves, fans, etc. to household kitchens, detecting methane and carbon monoxide.





2 Technical specifications

Detectable gases	Methane(natural gases) , carbon monoxide(artificial coal gases)
Principle of detection	Semiconductor, electrochemical
Alarm concentration	CH4:8%LEL , Co:150ppm
Detected range	CH4:0~20%LEL, CO:0-500ppm
Response time	CH4≤13s(t90)、CO≤46s(t90)
Operating voltage	AC187V~AC253V (50Hz±0.5Hz)
Protection grade	IP31
Communication method	Optional built-in NB IoT or 4G (cat1)
Output	Two sets of contact outputs: the first set of pulse outputs DC12V, Group 2 passive normally open output, contact capacity: AC220V/10A
Mounting mode	Wall-mounted, adhesive backing paste (optional)Adapted fan, power ≤ 100W
Size	L×W×H:86mm×86mm×39mm
Weight	161g

AUTHORIZED
MZ Construction Consumable Supplies LTD

3 Major features

- **Imported flame-retardant materials**
  The body is made of imported flame-retardant materials, ensuring safe and reliable use;
- **Module design**
  The product adopts functional modular design, host and wire modular design, with high usability and strong ability to respond to differentiated needs. At the same time, the host and wire modular design makes on-site installation more flexible and convenient, improving installation efficiency;
- **High anti-interference performance**
  Adopting a sensor filtration membrane design to enhance anti poisoning and anti-interference capabilities, it only responds highly to natural gas (methane), carbon monoxide. By protecting the sensor itself and extending its service life, it brings a more stable user experience;
- **Optional built-in NB IoT/4G (Cat1) communication module**
  Can monitor the running status of the equipment in real time through SMS, WeChat official account, APP, and WEB platforms. At the same time, with the solenoid valve feedback function, users can learn the actual working status of the linkage solenoid valve in real time through the mobile terminal;
- **Equipped with voice alarm function**
  The 4G communication version is equipped with voice alarm function, and intelligent voice alarm prompts guide users to quickly and accurately perform safety operations;
- **Two output modes**
  Multiple output modes are available. This product can link solenoid valves and exhaust fans, etc.



AEC2331a Series
gas detectors

AUTHORIZED
ACTION®
MZ Construction Consumable Supplies LTD

1 Application site

Natural gas storage and transportation facilities, gas stations, refueling stations, small and medium-sized restaurants and other places that may have combustible gas leaks.





2 Technical specifications

Detectable gases	Methane, propane
Principle of detection	catalytic combustion
Sampling Method	Diffusive
Detected range	(3~100)%LEL
Operating Voltage	DC24V±6V
Power consumption	≤1W (DC24V)
Protection grade	IP66
Explosion proof grade	Exd II CT6Gb
Outlet hole connecting thread	NPT3/4"(female)
Shell material	Cast aluminum
Size	110x103x55mm (length×width ×thickness)

3 Major features

- High performance microcontroller technology,automatic fault identification and automatic alarm; High concentration gas over limit protection; Built in unique electronic serial number, no need to dial code, reducing the complexity of manual dialing;
- Advanced embedded software processing technology, automatic life decay compensation, maintaining high sensitivity;
- Real time detection of gas concentration and transmission of detection concentration information to the adaptive controller for monitoring;
- Small compact appearance, diverse installation methods, and convenient and fast installation.



AEC2335b

Point-type combustible gas detectors

1 Application site

Urban gas sector, small industrial and commercial gas consumption sitesTechnical specifications







2 Technical specifications

Detectable gases	Methane , Propane
Principle of detection	Catalytic combustion
Sampling Method	Diffusive sampling
Range	(0~100)%LEL
Response time	⩽12s
Operating Voltage	AC176V~AC264V (50Hz±1%)
Power consumption	⩽4W
Alarming mode	Bbuzzer alarming and indicator alarming
Protection grade	IP66
Explosion proof grade	Exd II CT6Gb
Service life of the sensor	Three years (typical)
Environmental condition for operating	Temperature: -40℃~+70℃; relative humidity⩽93%; pressure 86kPa~106kPa
Storage temperature	-25℃~+55℃
Outlet hole connecting thread	NPT3/4"(female)

3 Major features

- **AEC220V power supply**
  This detector works while it is electrified (220V). The comprehensive cost is low. It has functions of controller + detector, as an independent system;
- **Alarming mode**
  Audible-visual alarm: buzzer alarming and indicator alarming;
- **Real-time concentration detection**
  Monitor combustible gases within the lower explosive limit in the industrial environment and give alarms;
- **Linked output**
  Multiple output modes are available. The detector can link solenoid valves and fans, etc.;
- **Wireless transmission**
  Optional wireless communication function (NB IoT), especially suitable for remote supervision of commercial users;
- **High sensitivity**
  Automatic zero correction (to avoid zero wander that may cause a measurement error), automatic curve compensation, intelligent temperature and zero compensation algorithm (for better performance), low power consumption, two-point calibration, curve-fitting technique, high accuracy, stable performance and reliable sensitivity;
- **IR remote control**
  An IR remote controller is used to set parameters;



AEC2232a Series
gas detectors

1 Application site

Meet the toxic and combustible gas detection needs of industrial sites in industries such as urban gas, petrochemical and other industries





2 Technical specifications

Detectable gases	Methane, propane, carbon monoxide, oxygen, sulfur dioxide, ammonia, hydrogen sulfide
Sampling Method	Diffusive
Operating Voltage	DC24V±6V
Power consumption	≤3W (DC24V)
Display Method	LED Nixie tube
Calibration	Infrared remote control
Signal transmission distance	≤1500m (2.5mm2)
Protection grade	LED Nixie tube
Protection grade	IP66
Explosion proof grade	Catalytic: Exd II CT6Gb/Ex tD A21 IP66 T85℃, Electrochemical: Exd ib II CT6Gb/Ex tD ibD A21 IP66 T85℃
Shell material	Cast aluminum
Size	145x143x70mm (length×width ×thickness)

AUTHORIZED
ACTION®
MZ Construction Consumable Supplies LTD

3 Major features

- **Module design**
  Sensors can be hot swapped and replaced, reducing subsequent maintenance costs for the product. Especially for electrochemical sensors with short lifespan, it can save users a lot of replacement costs;
- **Can be equipped with ACTION explosion-proof sound and light alarms**
  Can be equipped with ACTION explosion-proof sound and light alarms (AEC2323a, AEC2323b, AEC2323C) to meet the needs of users for sound and light;
- **Real time concentration detection**
  Adopting highly reliable LED digital display, it can monitor the concentration of combustible gases in the area in real time;
- **Applications in industrial environments**
  Can detect most toxic and combustible gases, solving the detection needs of combustible and carrying gases in industrial places;
- **Output function**
  Equipped with a set of relay outputs to meet the additional alarm output requirements in industrial settings;
- **High sensitivity**
  Automatic zero point correction can avoid measurement errors caused by zero drift, and automatic curve compensation; Intelligent temperature and zero compensation algorithms enable the instrument to have better performance; Low power consumption, using two-point calibration and curve fitting technology, with high accuracy; Stable performance, sensitive and reliable;
- **Infrared remote control**
  Can use infrared remote control for parameter setting;
- **Complete certificates**
  Has dust explosion-proof, fire protection certification, and metrology certification, and the product meets the standards of GB 15322.1-2019 and GB/T 5493-2019.



AEC2232b Series
Gas detectors

1 Application site

Meet the toxic and combustible gas detection needs of industrial sites in industries such as steel metallurgy and petrochemicals





2 Technical specifications

Detectable gases	Combustible gases and toxic and hazardous gases
Detection Principle	Catalytic combustion, electrochemical
Sampling Method	Diffusive
Detection Range	(3-100)% LEL
Response Time	⩽12s
Operating Voltage	DC24V±6V
Power consumption	⩽3W (DC24V)
Display Method	LED Nixie tube
Protection grade	IP66
Explosion proof grade	Catalytic: Exd II CT6Gb/Ex tD A21 IP66 T85℃ (explosion-proof+dust) , Electrochemical: Exd ib II CT6Gb/Ex tD ibD A21 IP66 T85 ℃ (explosion-proof+intrinsic safety+dust)
Operating environment	Temperature -40 ℃~+70 ℃, relative humidity ⩽ 93%, pressure 86kPa~106kPa
Output function	One set of relay passive switching signal output (contact capacity: DC24V/1A)
Connecting thread of outlet hole	NPT3/4"internal thread

AUTHORIZED
ACTION®
MZ Construction Consumable Supplies LTD

3 Major features

- **Module design**
  Sensors can be hot swapped and replaced, reducing subsequent maintenance costs for the product. Especially for electrochemical sensors with short lifespan, it can save users a lot of replacement costs;
- **Can be equipped with ACTION explosion-proof sound and light alarms**
  Can be equipped with ACTION explosion-proof sound and light alarms (AEC2323a, AEC2323b, AEC2323C) to meet the needs of users for sound and light;
- **Real time concentration detection**
  Adopting highly reliable LED digital display, it can monitor the concentration of combustible gases in the area in real time;
- **Applications in industrial environments**
  Can detect most toxic and combustible gases, solving the detection needs of combustible and carrying gases in industrial places;
- **Output function**
  Equipped with a set of relay outputs to meet the additional alarm output requirements in industrial settings;
- **High sensitivity**
  Automatic zero point correction can avoid measurement errors caused by zero drift, and automatic curve compensation; Intelligent temperature and zero compensation algorithms enable the instrument to have better performance; Low power consumption, using two-point calibration and curve fitting technology, with high accuracy; Stable performance, sensitive and reliable;
- **Infrared remote control**
  Can use infrared remote control for parameter setting;
- **Complete certificates**
  Has dust explosion-proof, fire protection certification, and metrology certification, and the product meets the standards of GB 15322.1-2019 and GB/T 5493-2019.



AEC2232bX Series
gas detectors

1 Application site

Petroleum exploration, extraction, smelting, chemical processing, storage,transportation, etc.





2 Technical specifications

Detectable gases	Combustible gases and toxic and hazardous gases
Detection Principle	Catalytic combustion, Semiconductor, Electrochemical, Infrared ray(IR), Photoion(PID)
Sampling Method	Diffusive
Operating Voltage	DC24V±6V
Power consumption	⩽3W (DC24V)
Calibration	LED Nixie tube
Protection grade	IP66
Explosion proof grade	Catalytic: Exd II CT6Gb/Ex tD A21 IP66 T85℃ (explosion-proof+dust) , Electrochemical: Exd ib II CT6Gb/Ex tD ibD A21 IP66 T85 ℃ (explosion-proof+intrinsic safety+dust)
Connecting thread of outlet hole	NPT3/4"internal thread
Shell material	Cast aluminum or stainless steel
Size	204x155x70mm (length×width ×thickness)

AUTHORIZED
ACTION®
MZ Construction Consumable Supplies LTD

3 Major features

- **Highly-integrated functional module design**
  The sensor module integrates a sensor and a processing circuit, to complete all data operation and signal switching of the detector independently. Its unique heating function expands the detector' s low temperature service capability. The detector module is for power supply, communication and output functions
- **Overlimit protection for high concentration**
  In case of overlimit of high concentration gas, the sensor module can cut off power supply automatically. Detection works every 30s until the concentration is normal and power supply is resumed. This function can prevent reduction of the sensor' s service life resulted from being submerged in high concentration gas;
- **Standardized digital interface**
  Standard digital interfaces are used between modules. Anti-misplug gold-plated pins are good for on-site hot plug replacement;
- **Flexible combination and multiple output modes**
  Multiple detector modules and multiple types of sensor modules can be combined flexibly to form detectors with special output functions and applicable to different targets to meet customers' customized demands;
- **Replace a sensor as easy as replacing a bulb**
  Sensor modules for different gases and ranges can be replaced freely. No calibration is required after replacement. That is, the detector can read ex-factory calibrated data and work immediately. In this way, the product has a longer service life. Meanwhile, detection calibration can be done easily at different sites, avoiding complicated dismantling process and difficult on-site calibration and reducing later maintenance cost;
- **On-site LED concentration display, and diversified calibration modes**
  Highlight LED real-time concentration display, with farther and wider visual distance and angle, applicable to industrial environment requirements; the detector can be set/calibrated in different ways, such as by keys or by an IR remote controller or a magnetic bar, and it is easy to operate.



AEC2383b
Portable multi gas detector

1 Application site

Gas inspection, household operation scenarios, limited space gas leakage detection.







2 Technical specifications

Detectable gases	Combustible gases
Detection mode	Diffusive/pump suction
Detection range	(0-100)% LEL
Response time	⩽ 12s (T90)
Working time	>8h
Power consumption	⩽ 3W
Explosion proof grade	Ex ib IIC T4 Gb
Size	5 years (design lifetime, excluding batteries)
Operating temperature	203mm x 66.5mm x 49.7mm(diffusion type)/203mm x 66.5mm x 56mm(pump suction type)
Weight	310g(diffusion type)/350g(pump suction type)

3 Major features

- Flexible probe design allows for easy detection of narrow confined spaces;
- LCD display, visually displaying the measured gas concentration, quickly identifying leakage points;
- Single key design, one click operation, time-saving and labor-saving;
- Configure high-performance sensors for rapid response, with a response time of less than 12 seconds for typical combustible gases;
- Indicator light alarm, buzzer alarm, display screen indication alarm;
- The shell is made of wear-resistant and high-strength ABS shell material, it is sturdy and durable, and can be used for a long time;
- Supports two different intake methods, diffusion and pump suction, to meet the usage needs of different scenarios.



BT-AEC2386
Portable combustible gas detector

AUTHORIZED
ACTION®
MZ Construction Consumable Supplies LTD

1 Application site

Urban gas, petrochemical and other industries, on-site staff inspection and personal protection.







2 Technical specifications

Detectable gases	Combustible gases
Detection mode	Diffusive
Response time	<12s (T90)
Power supply	DC3.7V/1500mAH(rechargeable lithium batteries)
Continuous working hours	⩾8h
Explosion proof grade	Ex dib IIC T4 Gb
Protection grade	IP66
Operating temperature	-25℃~+55℃
Size	107.5mm×59.5mm×54mm
Weight	165g

3 Major features

- The body is lightweight and compact, easy to carry, and can be placed in pockets or pinned to the chest, releasing hands;
- LCD display, real-time display of gas concentration, intuitive understanding of the state, concentration and other information of the measured gas;
- Indicator light alarm, buzzer alarm, display screen indication alarm, vibration alarm;
- Single button design, easy to operate, simple and convenient;
- High performance microcontroller technology, automatic fault identification, automatic alarm, high concentration combustible gas over limit automatic protection;
- Connect the host computer through infrared signals, support parameter setting, and upload logs;
- The shell is made of wear-resistant and high-strength ABS material, with an explosion-proof grade of Ex dib llC T4 Gb.



BT-AEC2387
Portable toxic and harmful gas detector

MZ Construction Consumable Supplies LTD

1 Application site

Urban gas, steel metallurgy, petrochemical and other industries, for on-site workers to carry with them for personal inspection or protective equipment.







2 Technical specifications

Detectable gases	CO、H2S、NH3、CL2, etc
Detection mode	Diffusive
Response time	<30s (T90), ⩽60s (NH3)
Power supply	DC3.7V/1500mAH
Continuous working hours	⩾8h
Explosion proof grade	Ex dib IIC T4 Gb
Protection grade	IP66
Operating temperature	-25℃~+55℃
Size	107.9mm×60.8mm×46.8mm
Weight	125g

3 Major features

- By connecting sensors of different gas types and ranges, we can quickly meet the detection needs of different customers and locations;
- The body is lightweight and compact, easy to carry, and can be placed in pockets or pinned to the chest, releasing hands;
- LCD display, real-time display of gas concentration, intuitive understanding of the state, concentration and other information of the measured gas;
- Indicator light alarm, buzzer alarm, display screen indication alarm, vibration alarm;
- Single button design, easy to operate, simple and convenient;
- High performance microcontroller technology, automatic fault identification, automatic alarm, high concentration combustible gas over limit automatic protection;
- Connect the host computer through infrared signals, support parameter setting, and upload logs;
- The shell is made of wear-resistant and high-strength ABS material, with an explosion-proof grade of Ex ib llC T4 Gb.



BT-AEC2387c
Portable toxic and harmful gas detector

MZ Construction Consumable Supplies LTD

1 Application site

Industries such as petroleum and chemical, for on-site workers to carry as personal protective equipment.







2 Technical specifications

Detectable gases	CO、H2S、NH3、CL2, etc
Detection mode	Diffusive
Response time	＜15s(CO/H2S/SO2/H2/O2)，≤60s(NH3/Cl2/NO2)
Power supply	DC3.7V/1500mAH(rechargeable battery)
Explosion proof grade	Ex ib IIC T4 Gb
Protection grade	IP66 (IP67 customized)
Charging time	≤ 8h Working time (at room temperature, under normal monitoring without alarm): ≥ 30D
Lifetime	5 years (design lifetime, excluding batteries)
Operating temperature	-20℃~+55℃
Size	107.5mm×59.5mm×54mm

3 Major features

- By connecting sensors of different gas types and ranges, we can quickly meet the detection needs of different customers and locations;
- The body is lightweight and compact, easy to carry, and can be placed in pockets or pinned to the chest, releasing hands;
- LCD display, real-time display of gas concentration, intuitive understanding of the state, concentration and other information of the measured gas;
- Indicator light alarm, buzzer alarm, display screen indication alarm, vibration alarm;
- Single button design, easy to operate, simple and convenient;
- High performance microcontroller technology, automatic fault identification, automatic alarm, high concentration combustible gas over limit automatic protection;
- Connect the host computer through infrared signals, support parameter setting, and upload logs;
- The shell is made of wear-resistant and high-strength ABS material, with an explosion-proof grade of Ex ib llC T4 Gb.



AEC2688
Portable multi gas detector

1 Application site

Industries such as urban gas, steel metallurgy, petrochemicals, etc., combustible and toxic gases can be detected simultaneously for on-site workers to carry as personal protective equipment.







2 Technical specifications

Detectable gases	Combustible gases, O2, H2S、CO、、SO2、NO2、NH3、Cl2, etc (note: the combustible gas and oxygen positions are fixed, and other types of gases cannot be selected for this position)
Detection mode	Diffusive/pump suction
Working time	Diffusion type>12h/pump suction type>10h
Indicating error	± 3% LEL (combustible gas); ± 3% FS (toxic gas); ± 2% FS (oxygen)
Display	Dot matrix LCD
Power supply	DC3.7V/1800mAH
Explosion proof grade	Ex ib IIC T4 Gb
Protection grade	5 years (design lifetime, excluding batteries)
Operating temperature	IP66(diffusion type)/IP65(pump suction type)
Operating temperature	-25℃~+55℃

3 Major features

- Can detect 5 types of gases and configure different gas sensors (catalytic combustion, electrochemical, infrared, PID) to quickly meet the detection needs of different users and scenarios;
- Can be configured with swan neck probes and ultra long hoses (up to 15 meters), and can be easily replaced, making it easy to detect enclosed and confined spaces;
- Humanized interface layout, upper intake, middle display, and lower button operation, with unobstructed intake and display parts;
- LCD display screen, 4-split screen can simultaneously display corresponding gas concentration information, and can query TWA, STEL values, maximum peak value;
- Supports high limit, low limit, TWA and STEL alarms, as well as sound, light, display screen indications and vibration alarms, with significant alarm effects;
- High performance microcontroller technology, automatic fault identification, automatic alarm, high concentration combustible gas over limit automatic protection;
- Connect the host computer through infrared signals, support parameter setting, and upload logs;
- The shell is made of wear-resistant and high-strength ABS material, with an explosion-proof grade of Ex ib llC T4 Gb.



BT-AEC2689
Laser methane telemeter

1 Application site

Mainly used in urban gas transmission and distribution pipelines, natural gas stations and other areas containing methane gas, especially in difficult to reach areas such as overhead pipelines, risers, buried pipelines, narrow spaces, etc.





2 Technical specifications

Detectable gases	Methane
Detection principle	Semiconductor
Detection distance	0.5-150m
Detection laser level	Class I
Indicating laser level	Class IIIR (not directly visible to the human eye)
Detection range	0-100000 ppm. m
Response time	⩽ 0.1s
Cruise time	>8 hours (including backup battery)
Protection level	IP54
Explosion proof level	Ex ib llC T4 Gb
Detection method	Remote telemetry
Operating temperature	-20 °C~+50 °C
External dimensions (C model)	193mm x 188mm x 68mm
Weight (C model)	0.75KG (including battery)

3 Major features

- Adopting advanced laser spectroscopic analysis technology, only responds to methane and is not affected by temperature, humidity, etc;
- Millisecond response time can significantly improve user inspection efficiency and quality;
- Ultra long range telemetry makes the inspection of special and dangerous areas that cannot be reached or are difficult to reach safe and convenient;
- Simply pull the trigger to easily detect without the need for complex training;
- Clear and intuitive LCD concentration display function (C model is a color screen LCD display);
- Due to the relatively stable internal laser components and optical structure, maintenance is generally not required;
- With a lifespan of up to 5-10 years and low comprehensive usage costs;
- Equipped with built-in Bluetooth communication function, combined with mobile app, it can achieve functions such as inspection trajectory recording, concentration curve, and log reading.

AUTHORIZED
MZ Construction Consumable Supplies LTD



AEC2301a
Gas alarm controller

AUTHORIZED
AGIACTION®
MZ Construction Consumable Supplies LTD

1 Application site

Can be used for monitoring and management of various flammable and toxic gases, industrial and commercial venues, municipal gas, and industrial parks.





2 Technical specifications

Operating voltage	AC176V~AC264V (50Hz±1%)
Capacity	Four sets of bus loops (capacity of each loop≤64 points), total capacity≤256 points
Power consumption	≤15W (excluding supporting equipment)
Environmental condition for operating	Temperature -10℃~+50℃, relative humidity≤93%RH
Alarming mode	Audible-visual alarm
Indication error	±5%FS
Display	True color 7” widescreen LCD Chinese display
Signal transmission	Four-bus system (S1, S2, +24V and GND)
Signal transmission distance	≤1500m (2.5mm2)
Output	Four sets of relay contact signals
Boundary dimensions	Length×width×thickness: 520mm×400mm×127mm
Weight	About 16kg (including backup power)
Installation method	Wall mounted (cabinet machine can be customized)
Interface type	RS485 bus communication interface (standard MODBUS protocol)
Standby power supply	DC12V /7Ah×2
Optional equipment	AEC2626 series communication module
Adaptive equipment	gas detectors: AEC2331a, AEC2232a,AEC2232b/A Input module: JB-MK-AEC2241 Output module: JB-MK-AEC2242 Fan linkage boxes: JB-ZX-AEC2252F/JB-ZX-AEC2252F/M Solenoid valve linkage boxes: JB-ZX-AEC2252B/JB-ZX-AEC2252B/M A-Bus power box: AEC2522

3 Major features

- The signal transmission distance of the bus circuit can reach 1500m;
- The three-level alarm mode can be set, including low limit alarm, high limit alarm, and two-level alarm;
- Any shielding function facilitates online maintenance and repair of the system;
- Fault indication locking, automatic identification of fault type or location;
- 4 sets of programmable control outputs, capable of setting various logical relationships and manual button alarms;
- A Windows like operating system that can perform various operations simultaneously and quickly on the same screen.



AEC2302a
Gas alarm controller

AUTHORIZED
AGIACTION®
MZ Construction Consumable Supplies LTD

1 Application site

Municipal gas: various gas stations, boiler rooms, commercial buildings, etc
Industrial and commercial: gas consuming places such as petrochemical, chemical industry, oil depots, factories, etc





2 Technical specifications

Operating voltage	AC176V~AC264V (50Hz±1%)
Capacity	Total number of detectors and input modules≤16
Types of gas detected	%LEL, ppm and %VOL
Power consumption	≤10W (excluding supporting equipment)
Environmental condition for operating	Temperature -10℃~+50℃, relative humidity≤93%RH
Alarming mode	Audible-visual alarm
Indication error	±5%FS
Display mode	Nixie tube
Signal transmission	Four-bus system (S1, S2, +24V and GND)
Signal transmission distance	≤1500m (2.5mm2)
Output	Four sets of relay contact signals
Boundary dimensions	Length×width×thickness: 420mm×320mm×120mm
Weight	About 9kg (including backup power)
Installation method	Wall mounted
Interface type	RS485 bus communication interface (standard MODBUS protocol)
Standby power supply	DC12V /4Ah×2
Optional equipment	AEC2626 series communication module
Adaptive equipment	Gas detectors: AEC2331a, AEC2232a,AEC2232b/A Input module: JB-MK-AEC2241 Output module: JB-MK-AEC2242 Fan linkage boxes: JB-ZX-AEC2252F/JB-ZX-AEC2252F/M Solenoid valve linkage boxes: JB-ZX-AEC2252B/JB-ZX-AEC2252B/M

3 Major features

- The signal transmission distance of the bus circuit can reach 1500m;
- The three-level alarm mode can be set, including low limit alarm, high limit alarm, and two-level alarm;
- Any shielding function facilitates online maintenance and repair of the system;
- Fault indication locking, automatic identification of fault type or location;
- 4 sets of programmable control outputs, capable of setting various logical relationships and manual button alarms.



AEC2303a
Gas alarm controller

MZ Construction Consumable Supplies LTD

1 Application site

Small industrial and commercial venues such as gas stations, boiler rooms, and nine small venues.







2 Technical specifications

Operating voltage	AC176V~AC264V (50Hz±1%)
Capacity	Total number of detectors and input modules≤4
Types of gas detected	%LEL
Power consumption	≤10W (excluding supporting equipment)
Environmental condition for operating	Temperature -10℃~+55℃, relative humidity≤93%RH
Alarming mode	Audible-visual alarm
Indication error	±5%FS
Display mode	Nixie tube
Signal transmission	Four-bus system (S1, S2, +24V and GND)
Signal transmission distance	≤1500m (2.5mm2)
Output	Two sets of relay contact signals
Boundary dimensions	Length×width×thickness: 320mm×240mm×90mm
Weight	About 4.5kg (including backup power)
Installation method	Wall mounted
Interface type	RS485 bus communication interface (standard MODBUS protocol)
Standby power supply	DC12V /1.3Ah×2
Optional equipment	AEC2626 series communication module
Adaptive equipment	Gas detectors: AEC2331a, GTYQ-AEC2232a GT-AEC2232bx/A Input module: JB-MK-AEC2241 Output module: JB-MK-AEC2242 Fan linkage boxes: JB-ZX-AEC2252F/FM Solenoid valve linkage boxes: JB-ZX-AEC2252B/BM

3 Major features

- The signal transmission distance of the bus circuit can reach 1500m;
- The two-level alarm mode can be set, including low limit alarm, high limit alarm;
- Automatic calibration and tracking of sensor aging status;
- Fault indication locking, automatic identification of fault type or location;
- 2 sets of programmable control outputs, capable of setting various logical relationships and manual button alarms.



AEC2303b
Gas alarm controller

AUTHORIZED
ACTION®
MZ Construction Consumable Supplies LTD

1 Application site

Small industrial and commercial venues such as gas stations, boiler rooms, and nine small venues.







2 Technical specifications

Operating voltage	AC176V~AC264V (50Hz±1%)
Capacity	Total number of detectors and input modules≤4
Types of gas detected	%LEL
Power consumption	≤10W (excluding supporting equipment)
Environmental condition for operating	Temperature -10°C~+55°C, relative humidity≤93%RH
Alarming mode	Audible-visual alarm
Indication error	±5%FS
Display mode	Nixie tube
Signal transmission	Four-bus system (S1, S2, +24V and GND) Signal transmission distance: ≤1500m (2.5mm2)
Output	Two sets of relay contact signals
Boundary dimensions	Length×width×thickness: 238mm×258mm×88mm
Weight	About 3.1kg (including backup power)
Installation method	Wall mounted
Interface type	Two sets of RS485 bus communication interface (standard MODBUS protocol)
Standby power supply	DC12V /1.3Ah×2
Optional equipment	AEC2626 series communication module
Adaptive equipment	Gas detectors: AEC2331a,GTYQ-AEC2232a、GT-AEC2232bx/A Input module: JB-MK-AEC2241 Output module: JB-MK-AEC2242 Fan linkage boxes: JB-ZX-AEC2252F/FM Solenoid valve linkage boxes: JB-ZX-AEC2252B/BM

3 Major features

- The signal transmission distance of the bus circuit can reach 1500m;
- Two standard RS485 channels provide stronger system scalability
- The circuit protection cover design ensures high installation and maintenance safety;
- Fault indication locking, automatic identification of fault type or location;
- 2 sets of programmable control outputs, capable of setting various logical relationships and manual button alarms;
- Communication type with built-in NB module and antenna, ensuring good overall product integrity.



AEC2305
Gas alarm controller

AUTHORIZED
ACTION®
MZ Construction Consumable Supplies LTD

1 Application site

Municipal gas: small venues such as restaurants and nine small venues.







2 Technical specifications

Operating voltage	AC176V~AC264V (50Hz±1%)
Capacity	Total number of detectors and input modules≤2
Types of gas detected	%LEL
Power consumption	≤10W (excluding supporting equipment)
Environmental condition for operating	Temperature 0°C~+40°C, relative humidity≤93%RH
Alarming mode	Audible-visual alarm
Indication error	±5%FS
Display mode	Nixie tube
Signal transmission	Four-bus system (S1, S2, +24V and GND) Signal transmission distance: ≤1500m (2.5mm2)
Output	Two sets of relay contact signals
Boundary dimensions	Length×width×thickness: 254mm×200mm×90mm
Weight	About 4.5kg (including backup power)
Installation method	Wall mounted
Interface type	Two sets of RS485 bus communication interface (standard MODBUS protocol)
Standby power supply	DC12V /1.3Ah×2
Optional equipment	AEC2626 series communication module
Adaptive equipment	AEC2331a,GTYQ-AEC2232a、GT-AEC2232bx/A Input module: JB-MK-AEC2241 Output module: JB-MK-AEC2242 Fan linkage boxes: JB-ZX-AEC2252F/FM Solenoid valve linkage boxes: JB-ZX-AEC2252B/BM

3 Major features

- The signal transmission distance of the bus circuit can reach 1500m;
- Two pole alarm: low limit alarm, high limit alarm;
- Automatic calibration and tracking of sensor aging status;
- Fault indication locking, automatic identification of fault type or location;
- 2 sets of programmable control outputs, capable of setting various logical relationships and manual button alarms.



AEC2305b
Gas alarm controller

AUTHORIZED
AUTHORIZED
MZ Construction Consumable Supplies LTD

1 Application site

Municipal gas: small venues such as restaurants and nine small venues.







2 Technical specifications

Operating voltage	AC176V~AC264V (50Hz±1%)
Capacity	1
Types of gas detected	%LEL
Power consumption	≤10W (excluding supporting equipment)
Environmental condition for operating	Temperature -10℃~+55℃, relative humidity≤93%RH
Alarming mode	Audible-visual alarm
Indication error	±5%FS
Display mode	Nixie tube
Signal transmission	Four-bus system (S1, S2, +24V and GND)
Signal transmission distance	≤1000m (2.5mm2)
Output	Two sets of relay contact signals
Boundary dimensions	Length×width×thickness: 190mm×90mm×44mm
Weight	Aboutabout 650g
Installation method	Wall mounted
Interface type	RS485 bus communication interface (standard MODBUS protocol)
Standby power supply	DC3.7V /3000mAh
Optional equipment	AEC2626 series communication module
Adaptive equipment	Gas detectors:GTY-AEC2330a Input module: JB-MK-AEC2241 Output module: JB-MK-AEC2242 Fan linkage boxes: JB-ZX-AEC2252F/FM Solenoid valve linkage boxes: JB-ZX-AEC2252B/BM

3 Major features

- The signal transmission distance of the bus circuit can reach 1000m;
- Two pole alarm: low limit alarm, high limit alarm;
- Automatic calibration and tracking of sensor aging status;
- Communication type with built-in NB module and antenna, ensuring good overall product integrity;
- 2 sets of programmable control outputs, capable of setting various logical relationships and manual button alarms.



AEC2392a
Gas alarm controller

MZ Construction Consumable Supplies LTD

1 Application site

Industrial sites such as petroleum, chemical, and industrial parks.





2 Technical specifications

Item	Master control cardChannel card	
Operating voltage	DC24V±6V	
Power consumption	3W	0.5W/ Channel card
Item	Master control card	
Operating voltage	DC24V±6V	
Power consumption	3W	
Environmental condition for operating	Temperature-10℃~+50℃; relative humidity≤93%RH; atmospheric pressure 86kPa~106kPa	
Input signals	Connect to (4~20)mA standard current signals or passive switching value signals via a channel card	(4~20)mA standard current signals or passive switching value signals
Signal transmission distance	1500m (1.5mm2)	
Types of gas detected	%LEL/%VOL/ppm	
Operating mode	Working with channel cards	Connected to the master control card or working independently
Capacity	Connecting eight channel cards (expandable to 34 points)	One channel card connects one circuit of input
Adaptive equipment	Gas detectors: AEC2232b, AEC2232bX, GQ-AEC2232b, GQ-AEC2232bX and AEC2232aT	
	Fan linkage box: JB-ZX-AEC2252F	
	Solenoid valve linkage box: JB-ZX-AEC2252B	
	Flame detectors, smoke/heat detectors and manual alarm buttons, etc.	
Output signals	1. RS485 bus communication signal (standard MODBUS protocol); 2. Signals of 2 sets of relays (failure and alarm); contact capacity: AC220V/5A or DC24V/5A	
Alarm setting	Low alarm and high alarm	
Alarming mode	Audible-visual alarm	
Display mode	LCD Chinese display	
Mounting mode	Standard 19" cabinet panel mounting	
Optional	Standby power supply DC12V/7Ah×2 lead-acid battery (external case)	

3 Major features

- Three wire signal transmission, 19 "standard 3U disk mounted all metal structure rack, cabinet installation (customizable wall mounted machine);
- Anti RF1/EMI interference, can be combined to achieve gas monitoring systems at thousands of points;
- Adopting an independent card insertion design, the required channel card, main control card, and power card can be selected according to needs;
- The main control card and channel card have separate settings and synchronized display functions. The main control card features a large LCD Chinese display with Chinese menu operation, making display and operation more convenient and efficient;
- The channel card can work independently with independent menu operation, which can avoid affecting the monitoring of on-site gas in this channel due to the failure of the main control card or other channel cards;
- The multi type output of channel cards facilitates the linkage of on-site external control equipment and integration into upper control systems (such as DCS, PLC, etc.);
- On site programmable linkage output.



AEC2392a-BS
Gas alarm controller

AUTHORIZED
ACTION®
MZ Construction Consumable Supplies LTD

1 Application site

Industrial sites such as gas, petroleum, chemical, and industrial parks.





2 Technical specifications

Configuration	One master control card, three channel cards and one wall-mounted casing	
Boundary dimension of the rack	Wall-mounted casing (length×width×height: 426mm×392mm×117mm)	
Item	Master control card	Channel card
Operating power supply	DC24V±6V	
Types of gas detected	%LEL/%VOL/ppm	
Range	(0~100)%LEL, (0~100)%VOL, (0~9999)ppm	
Value indication error	±5%FS	
Operating mode	Connected to channel cards or working independently	Connected to the master control card or working independently
Capacity	4, to connect 3 channel cards; the master control card can connect one set of 4-20mA standard current signal	One channel card connects one 4-20mA transmitter
Power consumption	3W	1W/ channel card
Input signals	Connect to (4~20)mA standard current signals or passive switching value signals locally or via a channel card	4~20mA standard current signals or passive switching value signals
Output signals	1.RS485 bus communication signal (standard MODBUS protocol); 2. Signals of 3 sets of relays (relays 1, 2 and 3); contact capacity: AC250V/10A or DC30V/10A	One channel card can output: Signals of 3 sets of relays (high alarm, low alarm and failure); contact capacity: AC250V/10A or DC30V/10A
Environmental condition for operating	Temperature0℃~+40℃; relative humidity≤93%; atmospheric pressure 86kPa~106kPa	
Alarming mode	Audible alarm and LED visual alarm	LED visual alarm
Display mode	LCD Chinese display	LCD segment code display
Gross weight	About 4 kg (excluding standby power supply)	
Switch power supply	AC176V~AC264V (50Hz±0.5Hz); undervoltage test point 170V±10V; main power supply' s max. working current: 1A	
External standby power supply	DC12V /1.3Ah×2 lead-acid battery	
Mounting mode	Wall-mounted	

3 Major features

- Split line signal transmission (GND,+24V, IN);
- Real time concentrations (% LEL, ppm,% VOL) of flammable, toxic gases, and oxygen, as well as monitoring and display of switch signals;
- Automatic calibration and tracking of sensor aging status;
- The main control card features a large LCD Chinese display with Chinese menu operation, making display and operation more convenient and efficient;
- The channel cards all use LCD liquid crystal display;
- Anti RF1/EMI interference;
- Two pole alarm: low limit alarm, high limit alarm;
- On site programmable linkage output.



AEC2392a-BM
Gas alarm controller

AUTHORIZED
MZ Construction Consumable Supplies LTD

1 Application site

Industrial sites such as gas, petroleum, chemical, and industrial parks





2 Technical specifications

Configuration	One master control card, fifteen channel cards and one wall-mounted casing	
Boundary dimension of the rack	Wall-mounted casing (length×width×height: 580mm×430mm×140mm)	
Item	Master control cardChannel card	Channel card
Operating power supply	DC24V±6V	
Types of gas detected	%LEL/%VOL/ppm	
Range	(0~100)%LEL，(0~100)%VOL，(0~9999)ppm	
Value indication error	±5%FS	
Operating mode	Connected to channel cards or working independently	Connected to the master control card or working independently
Capacity	15, connect to 15channel cards	One channel card connects one 4-20mA transmitter
Power consumption	3W	1W/ channel card
Input signals	Connect to (4~20)mA standard current signals or passive switching value signals locally or via a channel card	4~20mA standard current signals
Output signals	1.RS485 bus communication signal (standard MODBUS protocol);2. Signals of 3 sets of relays (relays 1, 2 and 3); contact capacity: AC250V/10A or DC30V/10A	One channel card can output:Signals of 3 sets of relays (high alarm, low alarm and failure); contact capacity: AC250V/10A or DC30V/10A
Environmental condition for operating	Temperature0℃~+40℃; relative humidity≤93%; atmospheric pressure 86kPa~106kPa	
Alarming mode	Audible alarm and LED visual alarm	LED visual alarmLED visual alarm
Display mode	OLED Chinese display	LCD segment code display
Gross weight	About 21 kg (excluding standby power supply)	
Switch power supply	AC176V~AC264V (50Hz±0.5Hz); undervoltage test point 170V±10V	
External standby power supply	DC12V /7Ah×2 lead-acid battery	
Mounting mode	Wall-mounted	

3 Major features

- Split line signal transmission (GND,+24V, IN);
- Real time concentrations (% LEL, ppm,% VOL) of flammable, toxic gases, and oxygen, as well as monitoring and display of switch signals;
- Automatic calibration and tracking of sensor aging status;
- The main control card features a large LCD Chinese display with Chinese menu operation, making display and operation more convenient and efficient;
- The channel cards all use LCD liquid crystal display;
- Anti RF1/EMI interference;
- Two pole alarm: low limit alarm, high limit alarm;
- On site programmable linkage output.



AEC2392b
Gas alarm controller

AUTHORIZED
MZ Construction Consumable Supplies LTD

1 Application site

Industrial sites such as gas, petroleum, chemical, and industrial parks.





2 Technical specifications

Operating voltage	AC220V±15% (50Hz±1%)
Capacity	1~4 points
Types of gas detected	%LEL, 10-6, %VOL and switching value signals
Range	Combustible gas: max. 100 (%LEL)　Toxic gas: max. 9,999 (10-6)　Oxygen: max. 100 (%VOL)
Power consumption	≤10W (excluding supporting equipment)
Load capacity	The max. output current of a single service circuit 24V ≤300mA
Environmental condition for operating	Temperature0℃~40℃; relative humidity≤93%RH
Alarming mode	Audible-visual alarm
Value indication error	±15% of the alarming concentration
Display mode	Nixie tube
Signal transmission	4~20mA standard signal (three-wire system)
Signal transmission distance	≤1000m (1.5mm2)
Output	Five sets of relay contact signals, with the capacity of 10A/DC24V or 10A/AC220V RS485 bus interface (standard MODBUS protocol)
Boundary dimensions	Length×width×thickness: 365mm×220mm×97mm
Gross weight	About 6kg
Standby power supply	12VDC/2Ah×2
Mounting mode	Wall-mounted
Adaptive detectors	Gas detectors: GTYQ-AEC2332bX、GQ-AEC2332bX、GT-AEC2232aT、GQ-AEC2232b、GTYQ-AEC2232b、AEC2338、GQ-AEC2232bX-P、AEC2338-D Fan linkage box:JB-ZX-AEC2252F Solenoid valve linkage box: JB-ZX-AEC2252B

3 Major features

- Split line signal transmission (GND,+24V, IN);
- Real time concentrations (% LEL, ppm,% VOL) of flammable, toxic gases, and oxygen, as well as monitoring and display of switch signals;
- Automatic calibration and tracking of sensor aging status;
- Anti RF1/EMI interference;
- Two pole alarm: low limit alarm, high limit alarm;
- On site programmable linkage output.



AEC2393a
Gas alarm controller

AUTHORIZED
AGI ACTION®
MZ Construction Consumable Supplies LTD

1 Application site

Industrial sites such as petroleum, chemical, and industrial parks.





2 Technical specifications

Configuration	One master control card, nine channel cards and one 19’’ standard 3U rack	
Boundary dimension of the rack	19″ standard 3U rack (length× width × height: 483mm×252mm×132.5mm)	
Item	Master control card	Channel card
Operating power supply	DC24V±6V	
Types of gas detected	%LEL/%VOL/ppm	
Range	(0~100)%LEL, (0~100)%VOL, (0~9999)ppm	
Value indication error	±5%FS	
Operating mode	Connected to channel cards or working independently	Connected to the master control card or working independently
Capacity	10, to connect 9 channel cards; the master control card can connect one set of 4-20mA standard current signal	One channel card connects one 4-20mA transmitter
Power consumption	3W	1W/channel card
Input signals	Connect to (4~20)mA standard current signals or passive switching value signals locally or via a channel card	4~20mA standard current signals or passive switching value signals
Output signals	1.RS485 bus communication signal (standard MODBUS protocol);2. Signals of 3 sets of relays (relays 1, 2 and 3); contact capacity: AC250V/10A or DC30V/10A.	One channel card can output:Signals of 3 sets of relays (high alarm, low alarm and failure); contact capacity: AC250V/10A or DC30V/10A
Environmental condition for operating	Temperature0℃~+40℃; relative humidity≤93%; atmospheric pressure 86kPa~106kPa	
Alarming mode	Audible alarm and LED visual alarm	LED visual alarm
Display mode	OLCD Chinese display	LCD segment code display
Gross weight	About 4.5kg (excluding standby power supply)	
Switch power supply	AC176V~AC264V (50Hz±0.5Hz); undervoltage test point 170V±10V; main power supply’s max. working current: 1A	
External standby power supply	DC12V /7Ah×2 lead-acid battery (external case)	
Mounting mode	Standard 19” cabinet panel mounting	

3 Major features

- Three wire signal transmission, 19 "standard 3U disk mounted all metal structure rack, cabinet installation;
- Anti RFI/EMI interference;
- The main control card and channel card have separate settings and synchronized display functions.
- The main control card features a large LCD Chinese display with Chinese menu operation, making display and operation more convenient and efficient;
- The channel cards all use LCD liquid crystal display;
- The channel card can work independently with independent menu operation, which can avoid affecting the monitoring of on-site gas in this channel due to the failure of the main control card or other channel cards;
- The multi type output of channel cards facilitates the linkage of on-site external control equipment and integration into upper control systems (such as DCS, PLC, etc.);
- Three alarm methods can be set;
- On site programmable linkage output.



AEC-DCF-DN15
Electromagentic gas emergency cutting valve

MZ Construction Consumable Supplies LTD

1 Application site

Widely used in gas supply pipeline systems, gas thermal energy factories, gas boiler rooms, commercial catering kitchens, residential residences, and other places.







2 Technical specifications

Applicable gas	Natural gas
Valve body material	Forged aluminum (6061)/cast copper (Hpd59-1 copper)
Work pressure	⩽ 100kpa
Nominal size	DN15/DN20
Reset method	Manual reset
Explosion proof type	Pouring sealing type
Connection thread	Rp ½ screw thread
Working mode	Normally open type

3 Major features

- Safety emergency devices for gas pipelines; Fast cutting speed, good sealing, low power consumption, high sensitivity, reliable action, small size, and convenient use;
- It can be connected to ACTION combustible gas detectors or other intelligent alarm control terminal modules to achieve on-site or remote automatic/manual emergency cut-off of gas sources, ensuring gas safety.



AEC-ZBF-DN15
Pipeline gas self closing valve

1 Application site

Pipeline gas self closing valve is a safety device installed on low-pressure gas system pipelines, suitable for various places, including homes, schools, factories, etc.





2 Technical specifications

Medium type	Natural gas
Rated working voltage	2KPA
Under-voltage protection pressure	0.8kPa ± 0.2kPa
Over-pressure protection pressure	8kPa ± 2kPa
Sealing	Inner airtightness<40mL/h; External airtightness<20mL/h
Valve closing time	<3S
Working temperature	-10 ℃~+40 ℃
Media materials	Forged aluminum/copper alloy, nitrile rubber, copper ball valve, etc

3 Major features

- **Over-current shutdown**
  When the gas hose becomes loose, falls off, ages, bites, ruptures, or burns, causing a large gas leak, the over current shut-off valve automatically cuts off the gas source. After troubleshooting, pull up the valve stem.
- **Over-pressure shutdown**
  When the gas supply pressure is weak and the gas stops, this product should be immediately turned off. After the gas is supplied, the user must manually operate the reset button to reset before using the gas normally, otherwise it will always be turned off;
- **Under voltage shutdown**
  When the gas supply pressure exceeds the limit due to leakage from the regulator, this product will automatically shut down. After the gas supply pressure returns to normal, the gas can only be used normally by manually manipulating the reset button. Otherwise, it will always remain closed.
- **Prevent accidental opening function**
  After the valve is closed, it cannot be manually reset until the fault is eliminated, and remains in a closed state to prevent accidents caused by elderly or child misoperation.
- **Energy saving characteristics**
  The gas safety self closing valve operates using permanent magnet components and the gas's own pressure, without the need for electricity or other external power sources.
- **Maintenance-free features**
  Long lifetime, stable and reliable performance, with a safe usage period of 8 years (replacement should be carried out before expiration). The gas safety self closing valve does not require maintenance, calibration, or testing during its use, reducing the workload for both gas companies and users.



AEC-ZBF-DN15
Intelligent pipeline gas self closing valve

1 Application site

Pipeline gas self closing valve is a safety device installed on low-pressure gas system pipelines, suitable for various places, including homes, schools, factories, etc.





2 Technical specifications

Applicable gas	Natural gas
Under-voltage protection pressure	0.8kPa ± 0.2kPa
Over-pressure protection pressure	8kPa ± 2kPa
Rated flow rate	0-20ml/h
Flow detection accuracy	0.01m ³/ H
Valve closing method	Wireless valve closing
Work pressure	⩽ 10KPA
Connection method	Quick installation connection
Power supply method	Battery powered
Service life	⩾ 10 years
Explosion proof sign	Ex ib II B T4 Gb
Working temperature	-20 ℃~+60 ℃
Nominal size	Dn15

3 Major features

- Built in ACTION professional technology pressure and flow sensors, accurately monitoring pipeline pressure and flow conditions;
- Built in motor adjustment module, precise control of action pressure such as overpressure and undervoltage;
- Wireless communication is used to connect the gas alarm, and when the alarm goes off, the valve can be remotely closed; And by connecting to the IoT monitoring platform through gas alarms, intelligent management such as information synchronization, remote valve closing, and intelligent regulation can be achieved;
- Powered by a 3.6V lithium sulfite chloride battery, with a microampere power consumption chip and precise algorithms, the battery can ensure a lifespan of more than 10 years;
- Superior to national standard performance and meeting explosion-proof requirements;
- A single alarm can connect multiple valves, with one dragging multiple valves for unified management, achieving multi-dimensional safety prevention and control;
- Dual detection of mechanical means and electronic chip control, which can still be used as a traditional self closing valve when the electronic part fails.



AEC-TYQ
Intelligent liquefied petroleum gas pressure regulating valve for commercial use

1 Application site

Commercial gas alarm wireless linkage intelligent bottled liquefied petroleum gas regulator, transmitting data to X-GService (Hui Gas Management Platform) through wireless transmission. When an alarm message is issued, the gas alarm network monitoring system can automatically prompt, accurately and quickly locate, and remind relevant personnel to handle it in a timely manner; When a on-site danger is detected, the system management platform can promptly alert relevant personnel through SMS or WeChat to promptly eliminate the danger. Assist urban gas enterprises in improving operational efficiency, implementing precise digital management, and ensuring the safety of liquefied petroleum gas..







2 Technical specifications

Applicable gas	Liquefied petroleum gas
Pressure regulation range	2.3kPa -3.3kPa
Rated flow rate	0.6m ³/ h. 1.2m ³/ h. 2.0m ³/ h. 3.6m ³/ H
Micro leakage detection range	0-20ml/h
Flow detection accuracy	0.01m ³/ H
Low pressure cutoff pressure (outlet end)	1.6 ± 0.2kPa
Overpressure cutoff pressure (outlet end)	4.8kPa
Overcurrent cut-off flow	Greater than 110% of rated flow
Connection method	Handwheel threaded connection
Power supply method	Battery powered
Service life	⩾ 10 years
Explosion proof sign	Ex ib II B T4 Gb
Working temperature	-20 °C~+60 °C
Valve closing method	Wireless valve closing, manual valve closing

3 Major features

- The intelligent bottled liquefied gas and petroleum gas regulator is equipped with a built-in motor adjustment module, which precisely controls the action pressure through two-stage pressure regulation;
- Built in ACTION professional technology pressure and flow sensors, accurately monitoring pipeline pressure and flow conditions;
- Wireless communication is used to connect the gas alarm, and when the alarm goes off, the pressure regulator can be remotely turned off; And by connecting to the IoT monitoring platform through gas alarms, intelligent management such as information synchronization, remote valve closing, and intelligent regulation can be achieved;
- Powered by a 3.6V lithium sulfite chloride battery, with a microampere power consumption chip and precise algorithms, the battery can ensure a lifetime of more than 10 years;
- Superior to national standard performance and meeting explosion-proof requirements;
- A single alarm can connect multiple valves, with one dragging multiple valves for unified management, achieving multi-dimensional safety prevention and control;
- The dual detection of mechanical means and electronic chip control can still be used as a traditional voltage regulator when the electronic part fails.





AEC-TYQ
Household intelligent liquefied petroleum gas pressure regulating valve

1 Application site

Household gas alarm wireless linkage intelligent bottled liquefied petroleum gas regulator, transmitting data to X-GService (Hui Gas Management Platform) through wireless transmission. When an alarm message is issued, the gas alarm network monitoring system can automatically prompt, accurately and quickly locate, and remind relevant personnel to handle it in a timely manner; When a on-site danger is detected, the system management platform can promptly alert relevant personnel through SMS or WeChat to promptly eliminate the danger. Assist urban gas enterprises in improving operational efficiency, implementing precise digital management, and ensuring the safety of liquefied petroleum gas..





2 Technical specifications

Applicable gas	Liquefied petroleum gas
Pressure regulation range	2.3kPa -3.3kPa
Rated flow rate	0.6m ^{3}/ h. 1.2m ^{3}/ h. 2.0m ^{3}/ h. 3.6m ^{3}/ H
Micro leakage detection range	0-20ml/h
Flow detection accuracy	0.01m ^{3}/ H
Low pressure cutoff pressure (outlet end)	1.6 ± 0.2kPa
Overpressure cutoff pressure (outlet end)	4.8kPa
Overcurrent cut-off flow	Greater than 110% of rated flow
Connection method	Handwheel threaded connection
Power supply method	Battery powered
Service life	⩾ 10 years
Explosion proof sign	Ex ib II B T4 Gb
Working temperature	-20 ℃~+60 ℃
Valve closing method	Wireless valve closing, manual valve closing

AUTHORIZED

MZ Construction Consumable Supplies LTD

3 Major features

- The intelligent bottled liquefied gas and petroleum gas regulator is equipped with a built-in motor adjustment module, which precisely controls the action pressure through two-stage pressure regulation;
- Built in ACTION professional technology pressure and flow sensors, accurately monitoring pipeline pressure and flow conditions;
- Wireless communication is used to connect the gas alarm, and when the alarm goes off, the pressure regulator can be remotely turned off; And by connecting to the IoT monitoring platform through gas alarms, intelligent management such as information synchronization, remote valve closing, and intelligent regulation can be achieved;
- Powered by a 3.6V lithium sulfite chloride battery, with a microampere power consumption chip and precise algorithms, the battery can ensure a lifetime of more than 10 years;
- Superior to national standard performance and meeting explosion-proof requirements;
- A single alarm can connect multiple valves, with one dragging multiple valves for unified management, achieving multi-dimensional safety prevention and control;
- The dual detection of mechanical means and electronic chip control can still be used as a traditional voltage regulator when the electronic part fails.

