




Aibel Portfolio

Modifikasjonskonferansen, 19. mars 2024

Aibel at a glance



NOK 15.8bn

2023 revenue



NOK 32.5bn

Backlog, year-end 2023



55%

Green share of backlog¹



~4,950

Employees


1) Offshore wind and electrification projects relative to total backlog



Oil and gas



Offshore wind




Electrification & decarbonisation




Other emerging industries



Field Development & Offshore Wind



Modifications, Electrification & Yard services



Modifications & Tie-back



Yard services

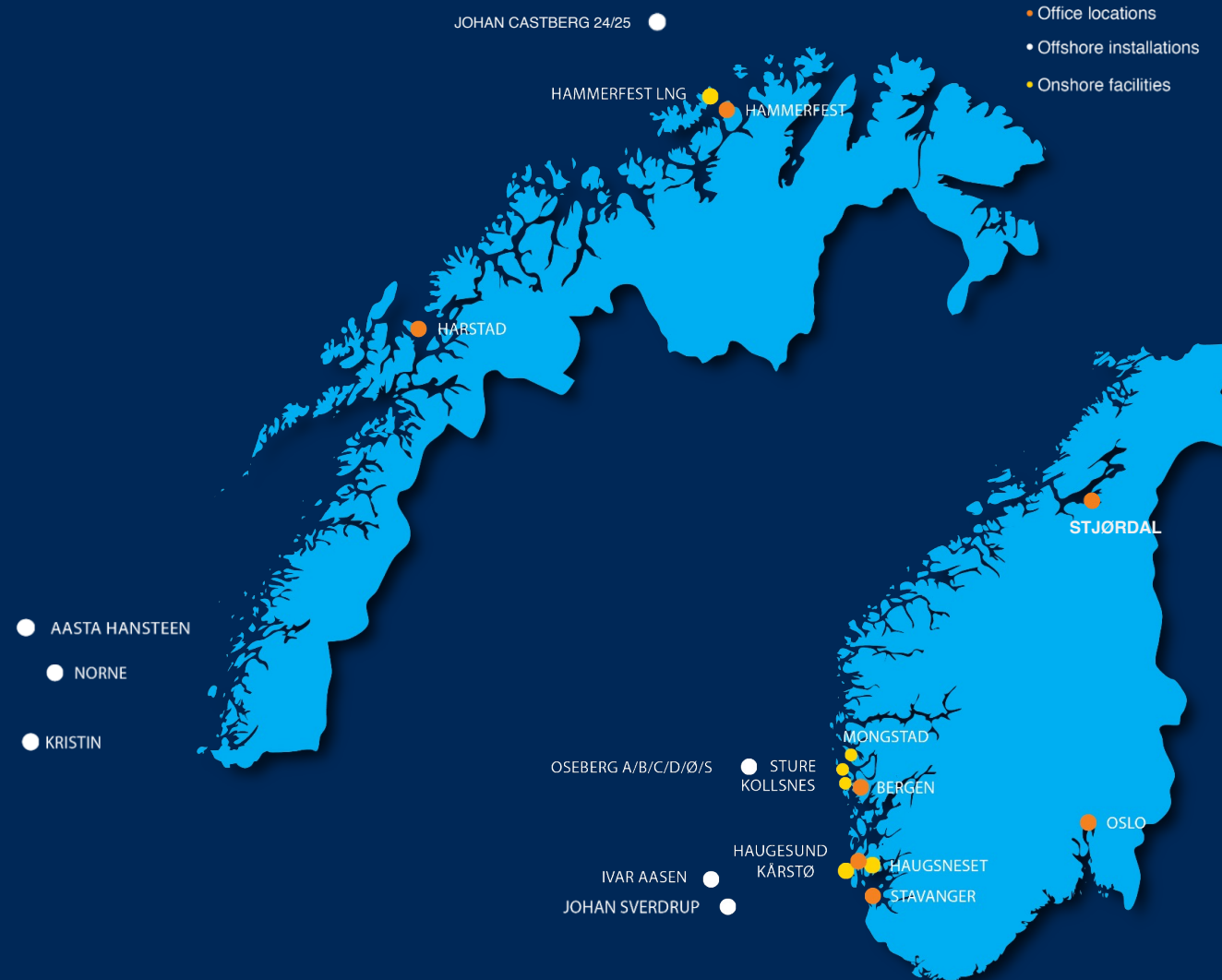


Electrification

Overview of Aibel's current M&M frame agreements

	Asset	Operator
Offshore	Johan Sverdrup	
	Oseberg	
	Kristin	
	Norne	
	Aasta Hansteen	
	Ivar Aasen & Global Engagements	
Onshore	Kårstø	
	Kollsnes	
	Sture	
	Hammerfest LNG	
	Mongstad	
LCI	50 + Assets	

1) Technical operations:



Offshore Assets M&M

Project Categories

- Large Modification
- Modification
- Simple modifications
- Well hook-up
- Operations assistance, CM

~ 25%

Revenue
Larger Mod.

~ 300

Ongoing CM
Work orders

~ 90-120

Ongoing projects
Mod/Simple/Well

~ 3500

Purchase orders
in 2023

Full scope of services

- FEL/Studies
- EPCI
- Assistance
- Campaigns & Turnovers



Onshore facilities M&M

Project Categories

- Large Modification
- Modification
- Simple modifications
- Operations assistance, CM

~ 40%

Revenue
Larger Mod.

~ 70-110

Ongoing projects
Mod/Simple/Well

~ 1000

Ongoing CM
Work orders

~ 3000

Purchase orders
in 2023

Full scope of services

- FEL/Studies
- EPCI
- Assistance
- Turnovers





Collaboration, Incentives and Ambitions

- HSE/Safety
- Competence & Capacity
- Aligned incentives
- Ripple effects
- Early engagement & Close collaboration
- New technology & Digitalization
- Low Carbon



Våre ansatte er fremtiden!
Aibels seneste lærlingskull ved verftet i Haugesund

aibel[®]