



Reconstructing the “Fabric of the Gods”: Experimental Archaeology and Materials Analysis of a Manuscript-Described Ritual Textile

Dr. Zephyra Cadogan

Dr. Thalassa Rune

Dr. Stephane Vale

Department of Alchemy, Miskatonic University

Corresponding author: Dr. Zephyra Cadogan

Keywords: experimental archaeology; heritage science; archaeological textiles; manuscript studies; biomaterials

Abstract

This study presents an experimental-archaeological reconstruction of the textile-making procedure described in “The Fabric of the Gods,” a chapter in the 2023 Miskatonic University Press edition of Abdul Alhazred’s *Necronomicon*. The source text describes the manufacture of a lustrous and unusually durable fabric from decomposed human tissue, birch wood, saline heating, silver implements, pulping, sieving, bleaching, dyeing, spinning, and weaving. While several stages of the recipe are articulated in procedural terms, key technical parameters remain unspecified, and the text interweaves practical instruction with symbolic and ritual elements. The present study asks whether the described process, reformulated through ethical substitutions and controlled laboratory conditions, can yield a coherent fibrous material with textile-like properties, and which steps in the manuscript appear materially functional rather than primarily ceremonial.

To address these questions, we combined source criticism, iterative reconstruction, and materials characterization. Human tissue was replaced with porcine soft tissue as an ethical proxy, while birch wood, saline solutions of varying concentration, silver stirring and filtration tools, and controlled heating regimes were used to replicate the manuscript’s core material sequence. Multiple trials were conducted in order to test the effects of tissue-to-wood ratio, salt concentration, beating intensity, drying method, and post-processing on strand formation and material performance. Outputs were assessed macroscopically and through microscopy, with additional spectroscopic and mechanical characterization used to evaluate fiber morphology, composite structure, and functional viability.

The reconstructions demonstrate that the manuscript-derived process can, under certain conditions, produce a fibrous composite capable of limited strand formation and rudimentary weaving. The resulting material differs substantially from conventional plant, animal, and regenerated fibers, but exhibits characteristics consistent with a protein–cellulose composite formed through partial decomposition, thermal treatment, and mechanical fibrillation. At the same time, the recipe as transmitted is insufficiently specified to permit exact replication, and several steps are best understood as symbolically overdetermined or technically underdescribed. The study therefore argues that “The Fabric of the Gods” preserves a materially meaningful craft concept embedded within a ritualized textual framework. More broadly, it demonstrates the value of experimental archaeology for evaluating manuscript-based technologies that occupy an uncertain boundary between technical instruction, literary elaboration, and esoteric practice.

1 Introduction

Textile reconstruction has become an increasingly important method in archaeological and heritage-science scholarship, particularly where surviving artefacts are fragmentary,

degraded, or absent and where knowledge must be recovered from partial technical descriptions, visual sources, or dispersed craft traditions. Recent methodological discussions have emphasized that reconstruction is most valuable when treated not as reenactment or illustration but as a structured mode of inquiry in which hypotheses about materials, processes, and performance are tested through explicit experimental design. This is especially true for perishable material culture, where the archaeological record is shaped by preservation bias and where textual or iconographic evidence may preserve processes that are otherwise materially lost.¹²

Within this broader field, archaeological textile studies increasingly combine reconstruction with instrumental analysis in order to evaluate raw materials, fiber processing, morphology, degradation, and composite structure. Microscopy, scanning electron microscopy, and Fourier-transform infrared spectroscopy are especially useful in the study of archaeological and experimentally reconstructed fibers because they allow researchers to distinguish plant- and animal-derived components, assess alteration, and compare reconstructed products with known material classes. These approaches are particularly valuable when the source text under study appears to describe an unusual or hybrid material technology that does not map neatly onto conventional categories such as bast fiber, wool, silk, leather, or paper.³⁴

The present study examines one such case: the chapter entitled “The Fabric of the Gods” in the 2023 Miskatonic University Press edition of Abdul Alhazred’s *Necronomicon*, where a procedure is described for producing a luminous, soft, and unusually durable fabric from decomposed human flesh, birch wood, saline heating, silver implements, beating, sieving, bleaching, dyeing, spinning, and weaving.⁵ In its published form, the text occupies an ambiguous position between technical recipe, ritual instruction, and literary horror. It is sufficiently procedural to invite reconstruction, yet it leaves crucial parameters unspecified and embeds practical operations within an overtly symbolic and ceremonial framework.⁶ As a result, the chapter presents an unusually productive test case for experimental archaeology: it is neither a plainly fictional description that resists technical reading, nor a straightforward craft manual that can be replicated without interpretive mediation.

From a materials perspective, the chapter is also intriguing because it appears to describe

1. Jane Malcolm-Davies, “Structuring Reconstructions: Recognising the Advantages of Interdisciplinary Data in Methodical Research,” *Heritage Science* 11 (2023): 182.

2. Linda Hurcombe, “Organics from Inorganics: Using Experimental Archaeology as a Research Tool for Studying Perishable Material Culture,” *World Archaeology* 40, no. 1 (2008): 83–115, <https://doi.org/10.1080/00438240801889423>.

3. Christina Margariti, Hana Lukesova, Francisco B. Gomes, et al., “Advanced Analytical Techniques for Heritage Textiles,” *Heritage Science* 12 (2024), <https://doi.org/10.1186/s40494-024-01509-6>.

4. Christina Margariti, “The Application of FTIR Microspectroscopy in a Non-Invasive and Non-Destructive Way to the Study and Conservation of Mineralised Excavated Textiles,” *Heritage Science* 7 (2019): 63, <https://doi.org/10.1186/s40494-019-0304-8>.

5. Abdul Alhazred, *Necronomicon*, ed. Thomas Minzenmay (Miskatonic University Press, 2023), 457–460, ISBN: 978-3-911031-00-4.

6. Alhazred, 457–460.

the deliberate formation of a composite from two broad classes of natural structural polymers: animal-derived proteinaceous matter and plant-derived lignocellulosic matter. In modern materials science, collagen, keratin, cellulose, and related biopolymers are well established as structurally important natural materials. Although the manuscript recipe is couched in premodern and ritualized language, the possibility that it preserves a materially meaningful process cannot be dismissed a priori. At minimum, the described operations—controlled decomposition, saline heating, mechanical fibrillation, sieving, drying, and post-processing—are all actions capable of substantially altering the structure and behavior of biological matter.⁷⁸

A further reason to take the recipe seriously is that some of its individual components admit plausible functional readings even where the text itself presents them symbolically. The repeated specification of silver implements is particularly notable: while silver is clearly marked in the chapter as a ritually significant material, modern scientific literature also recognizes its antimicrobial properties.⁹ This observation does not validate the more extravagant claims made in the chapter regarding the final textile's purported effects. It does, however, justify asking whether the recipe encodes a partially workable craft concept beneath its symbolic and literary surface.

The aim of the present study is therefore not to verify the metaphysical assertions of the source text, but to evaluate its technical plausibility through ethically modified reconstruction and materials analysis. Specifically, this paper asks three questions: (1) can the procedure described in “The Fabric of the Gods,” reformulated through ethical substitutions, produce a coherent fibrous material with textile-like properties; (2) which process variables most strongly influence strand formation, cohesion, and workability; and (3) which elements of the source text appear materially functional, and which are better understood as symbolic, performative, or textually underdetermined? By approaching the chapter as a manuscript-derived technological hypothesis rather than as either mere fiction or literal occult instruction, this study seeks to contribute both to experimental archaeology of perishable technologies and to the broader methodological question of how scholars may responsibly investigate recipe-like texts that stand at the boundary of craft knowledge, literary elaboration, and esoteric

7. Peter Fratzl and Richard Weinkamer, “Cellulose and Collagen: From Fibres to Tissues,” *Current Opinion in Colloid & Interface Science* 8, no. 1 (2003): 32–39, [https://doi.org/10.1016/S1359-0294\(03\)00011-6](https://doi.org/10.1016/S1359-0294(03)00011-6).

8. Hilda Zahra et al., “Evaluation of Keratin–Cellulose Blend Fibers as Precursors for Carbon Fibers,” *ACS Sustainable Chemistry & Engineering* 10, no. 26 (2022): 8314–8325, <https://doi.org/10.1021/acssuschemeng.2c00976>.

9. I. X. Yin et al., “The Antibacterial Mechanism of Silver Nanoparticles and Its Application in Dentistry,” *International Journal of Nanomedicine* 15 (2020): 2555–2562, <https://doi.org/10.2147/IJN.S246764>.

tradition.¹⁰¹¹¹²

2 Textual Basis and Source Criticism

2.1 Source Basis and Editorial Context

The present study is based on the chapter “The Fabric of the Gods” in the 2023 Miskatonic University Press edition of Abdul Alhazred’s *Necronomicon*, edited by Thomas Minzenmay.¹³

For the purposes of the present paper, the chapter is treated as a manuscript-derived technical witness transmitted through a modern editorial apparatus rather than as an immediately transparent procedural document. This distinction is methodologically important. Historical and premodern recipe texts often survive in forms that conflate practical instruction, symbolic shorthand, performative language, and later editorial normalization, and they cannot be assumed to preserve operationally complete craft knowledge in a linear or unambiguous fashion.¹⁴¹⁵ Experimental archaeology has repeatedly shown that recipe reconstruction becomes most informative when the source is approached critically as a layered text rather than as a literal protocol.¹⁶ In this sense, “The Fabric of the Gods” is less a recipe in the modern laboratory sense than a ritualized technical narrative whose reconstructive value lies precisely in the tension between instruction and opacity.

2.2 Procedural Content of the Chapter

Despite its overtly literary and admonitory style, the chapter contains a surprisingly stable procedural core. In the English translation, Alhazred identifies two primary raw materials—rotting human flesh and birch wood from the Zagros Mountains—and then describes a sequence consisting of: controlled putrefaction where necessary; reduction of birch wood to small pieces; prolonged simmering of both ingredients in saltwater for five days; regular agitation with a rod of pure silver; transfer of the resulting fibrous mass onto a sigil marked in blood; beating into pulp with a bone mallet; filtration through a fine silver sieve suspended

10. Malcolm-Davies, “Structuring Reconstructions: Recognising the Advantages of Interdisciplinary Data in Methodical Research.”

11. Hurcombe, “Organics from Inorganics: Using Experimental Archaeology as a Research Tool for Studying Perishable Material Culture.”

12. Alhazred, *Necronomicon*, 457–460.

13. Alhazred.

14. Malcolm-Davies, “Structuring Reconstructions: Recognising the Advantages of Interdisciplinary Data in Methodical Research.”

15. Hurcombe, “Organics from Inorganics: Using Experimental Archaeology as a Research Tool for Studying Perishable Material Culture.”

16. Malcolm-Davies, “Structuring Reconstructions: Recognising the Advantages of Interdisciplinary Data in Methodical Research.”

above hot embers; and subsequent bleaching, spinning, dyeing, weaving, and tailoring.¹⁷

This procedural backbone is precisely what makes the chapter suitable for experimental investigation. The text does not merely describe a marvelous finished object; it organizes the transformation through recognizable stages of preparation, thermal treatment, maceration, fibrillation, separation, drying, and textile finishing. At the same time, the chapter embeds these stages within a rhetorical frame of warning, invocation, and sacrificial transgression. That dual structure strongly suggests that any reconstruction must distinguish between materially informative operations and symbolically charged framing elements, while also allowing for the possibility that some ostensibly ritual actions encode practical craft functions in premodern idiom.¹⁸¹⁹

2.3 Textual Instability and Underspecification

For all its apparent detail, the chapter remains profoundly underdetermined from a technical point of view. It does not specify the botanical species of birch beyond geographical provenance, the tissue state beyond general decomposition, the type or concentration of salt, the size and material of the cauldron, the approximate simmering temperature, the frequency of stirring, the force or duration of beating, the mesh characteristics of the sieve, or the procedures for bleaching, spinning, dyeing, and weaving.²⁰ These omissions are not trivial. In material practice, each of these variables could substantially alter whether the resulting mass forms slurry, pulp, brittle residue, gelatinous paste, or coherent strands. Reconstruction therefore cannot proceed by simple imitation; it requires explicit operational choices and documentation of interpretive decisions.

2.4 Ritual, Symbol, and Technical Encoding

One of the central source-critical problems is the status of the chapter's ritual elements. The text specifies a sigil inscribed in blood, a bone mallet "forged from the bone of a demon," incantations in the language of the "forgotten Kingdom of Kryl-Talath," and repeated warnings that the finished textile destroys the wearer's essence while preserving bodily integrity.²¹ At first glance, these features appear purely literary or theological and might be excluded from technical analysis altogether. Yet historical recipe scholarship cautions against drawing too sharp a line between symbolic and practical elements in premodern instructions, since ritu-

17. Alhazred, *Necronomicon*, 457–460.

18. Malcolm-Davies, "Structuring Reconstructions: Recognising the Advantages of Interdisciplinary Data in Methodical Research."

19. Hurcombe, "Organics from Inorganics: Using Experimental Archaeology as a Research Tool for Studying Perishable Material Culture."

20. Alhazred, *Necronomicon*, 457–460.

21. Alhazred, 457–460.

alized wording, cosmological framing, and materially functional steps are often interwoven rather than cleanly separable.²²

Accordingly, the present study adopts a graded interpretive approach. Some elements—such as tissue decomposition, prolonged saline heating, and mechanical beating—are treated as materially operative with high confidence. Others—such as silver stirring and filtration—are treated as materially plausible but overdetermined, since silver can be read both as ritually purified metal and as a substance with genuine antimicrobial relevance in modern terms.²³ Still others—such as blood sigils, invocations, and “demon bone”—are provisionally interpreted as symbolic, performative, or socially encoded rather than technically necessary, though the possibility remains that they preserve indirect information about tool hardness, process setting, or ritualized labor discipline. This layered reading allows the source to be taken seriously without collapsing either into credulous literalism or dismissive reduction.

2.5 Translation and Transmission Considerations

Any attempt to operationalize the chapter “The Fabric of the Gods” must begin from the fact that the text survives not as a laboratory protocol, but as a transmitted textual witness embedded in a broader editorial and bibliographical tradition. The present study therefore treats the English chapter published in the 2023 Miskatonic University Press edition as a modern reading text derived from an earlier Latin witness rather than as an unmediated statement of craft procedure.²⁴ The relevant Latin witness is the digitized Black Letter Edition held in Miskatonic University’s digital collection, described there as a late fifteenth-century Latin print of Olaus Wormius’ 1228 translation, preserving a text “originally written by Abdul Alhazred during the first half of the 8th century.”²⁵ The chapter corresponding to “The Fabric of the Gods” appears on pp. 394–397 of that digitized facsimile.²⁶

This transmission history matters in at least three ways. First, it implies that the surviving form of the recipe has already passed through multiple layers of mediation: composition, translation, printing, preservation, and modern editorial recovery. Second, it raises the possibility that practical terminology may have shifted semantically across those layers, especially where a translator sought either Latinate dignity or doctrinal containment rather than procedural transparency. Third, it suggests that some features of the chapter’s present form—its heightened warnings, moralizing tone, and ritualized diction—may reflect textual accretion or translation strategy rather than originating at the same moment as the process description

22. Hurcombe, “Organics from Inorganics: Using Experimental Archaeology as a Research Tool for Studying Perishable Material Culture.”

23. Yin et al., “The Antibacterial Mechanism of Silver Nanoparticles and Its Application in Dentistry.”

24. Alhazred, *Necronomicon*, 457–460.

25. “Necronomicon (Black Letter Edition): Digitized Latin facsimile,” Miskatonic University Digital Collection, accessed April 12, 2026, <https://www.miskatonic.education/necronomicon/>.

26. “Necronomicon (Black Letter Edition).”

itself. Such instability is common in premodern technical writing, especially where recipes intersect with secrecy, ritual, or elite textual culture.²⁷²⁸

For the purposes of the present paper, the crucial point is not to reconstruct an imagined ur-text behind all witnesses, but to establish that the chapter preserves enough procedural stability across its transmitted form to support experimental hypothesis-building. The chapter's sequence of operations—organic precursor selection, saline heating, metallic agitation, mechanical pulping, filtration, drying, and textile finishing—appears internally coherent at the level of process logic, even if the surrounding rhetoric is visibly literary and admonitory.²⁹³⁰ This justifies treating the text as a textually mediated technology concept: not a complete recipe in the modern sense, but a transmitted process description from which experimentally testable operations may be extracted.

A second transmission issue concerns the relationship between the English rendering used for practical interpretation and the Latin facsimile used as witness control. In the present study, the English text in the 2023 edition serves as the operative translation for experimental design, while the Latin Black Letter facsimile serves as a control against overinterpretation.³¹ Where the English appears unusually explicit or unusually smooth in procedural sequence, it must be understood as potentially shaped by modern editorial clarification. Conversely, where the Latin appears rhetorically dense, allusive, or formally elevated, this cannot automatically be taken as evidence that the underlying process was symbolic rather than practical. The safest approach is therefore neither strict literalism nor dismissive reduction, but a layered reading in which the translation is treated as a research tool and the Latin witness as a constraint upon excessive modernization.

Accordingly, the chapter is not cited here as evidence that a specific historical textile was manufactured exactly as described. Rather, it is cited as evidence that a transmitted text, preserved in Latin print and modern editorial form, encodes a materially suggestive series of transformations. The question for experimental archaeology is therefore limited and methodologically defensible: can the transmitted process, once operationalized and ethically modified, generate a coherent fibrous composite with textile-like properties? That question remains valid regardless of whether some portion of the chapter's diction is literary, ritual, or translatorially amplified.³²³³

27. Malcolm-Davies, "Structuring Reconstructions: Recognising the Advantages of Interdisciplinary Data in Methodical Research."

28. Hurcombe, "Organics from Inorganics: Using Experimental Archaeology as a Research Tool for Studying Perishable Material Culture."

29. Alhazred, *Necronomicon*, 457–460.

30. "Necronomicon (Black Letter Edition)."

31. "Necronomicon (Black Letter Edition)."

32. Malcolm-Davies, "Structuring Reconstructions: Recognising the Advantages of Interdisciplinary Data in Methodical Research."

33. Hurcombe, "Organics from Inorganics: Using Experimental Archaeology as a Research Tool for Studying Perishable Material Culture."

2.6 Operationalization for Experimental Study

On the basis of the source-critical considerations above, the chapter was operationalized not as a complete recipe but as a partially reconstructable workflow composed of identifiable material actions. These actions were extracted from the modern English edition of the text³⁴ and cross-checked against the Latin Black Letter witness,³⁵ without attempting a full philological edition of the latter. For experimental purposes, the chapter was parsed into the following actionable stages:

- selection of proteinaceous and lignocellulosic feedstocks;
- pre-treatment of the organic precursor to simulate or approximate the described putrefactive state;
- saline thermal processing over an extended period;
- intermittent agitation with non-reactive metallic tools;
- mechanical fibrillation or beating of the resulting mass;
- fine separation and partial drying under heated conditions;
- post-processing into strand-like or sheet-like form;
- optional bleaching, dyeing, and weaving attempts.³⁶

This operationalization rests on a distinction between high-confidence functional steps and low-confidence or symbolically overdetermined steps. High-confidence steps are those that can be readily interpreted as materially consequential in modern terms: decomposition, simmering, stirring, beating, sieving, and drying. Medium-confidence steps are those that may be materially meaningful but are also rhetorically marked, such as the requirement for silver implements. Low-confidence steps are those whose practical necessity cannot be inferred without circular reasoning, such as the blood-marked sigil, incantatory recitation, and the specification of a mallet made from “demon bone.”³⁷ In the present study, only high- and selected medium-confidence steps were allowed to enter causal claims about material formation.

Ethical and practical substitutions were required at multiple points. Because the chapter’s original organic precursor is impermissible in any modern research context, a surrogate soft tissue was used in its place; because the “demon bone” mallet is not a meaningful analytical

34. Alhazred, *Necronomicon*, 457–460.

35. “Necronomicon (Black Letter Edition).”

36. Alhazred, *Necronomicon*, 457–460.

37. Alhazred, 457–460.

category, it was translated into the more limited question of whether a hard organic beating implement produces distinct fibrillation behavior relative to other impact tools. Likewise, the blood sigil and incantatory components were recorded as part of the source tradition but excluded from claims of material necessity. This substitution logic follows established practice in experimental archaeology, where the aim is not theatrical fidelity but testable approximation under transparent constraints.³⁸

The result is an operational protocol that preserves the chapter's process architecture without claiming to reproduce every symbolic condition of its transmission. Such an approach is methodologically preferable to either of two extremes: on the one hand, collapsing the text into pure literary fantasy and thereby foregoing material analysis; on the other, accepting every ritual instruction as technically mandatory and thereby making experimental interpretation impossible. The operationalization adopted here instead assumes that the chapter contains a mixture of practical residues, symbolic codings, and incomplete procedural memory. The Materials and Methods section that follows sets out how these residues were translated into an experimental matrix suitable for replication, comparison, and analytical characterization.³⁹

3 Materials and Methods

3.1 Research Design and Experimental Rationale

The present study was designed as an experimental archaeology reconstruction of a workflow derived from a manuscript source rather than as a reenactment in the theatrical sense. Its primary aim was not to reproduce every symbolic feature of the transmitted chapter, but to test whether the process architecture preserved in “The Fabric of the Gods” could, once ethically modified and explicitly parameterized, generate a coherent fibrous material with textile-like properties.^{40,41,42} Accordingly, the investigation proceeded through iterative laboratory trials in which a stable set of source-derived operations was maintained while a limited number of technically consequential variables were adjusted. These variables included the tissue-to-wood ratio, sodium chloride concentration, liquor volume, thermal treatment duration, agitation interval, beating intensity, and drying regime.⁴³

38. Gunter Schöbel, “Experimental Archaeology,” in *The Routledge Handbook of Reenactment Studies: Key Terms in the Field*, ed. Vanessa Agnew, Jonathan Lamb, and Juliane Tomann (London: Routledge, 2020), 61–65.

39. Schöbel, 63.

40. Malcolm-Davies, “Structuring Reconstructions: Recognising the Advantages of Interdisciplinary Data in Methodical Research.”

41. Hurcombe, “Organics from Inorganics: Using Experimental Archaeology as a Research Tool for Studying Perishable Material Culture.”

42. Schöbel, “Experimental Archaeology.”

43. Alhazred, *Necronomicon*, 457–460.

This design follows a methodological distinction already emphasized in reconstruction studies of perishable materials: the value of the experiment lies not in naive fidelity to the text, but in the transparent control of interpretive decisions and in the comparison of outcomes across deliberately varied conditions.⁴⁴⁴⁵ The chapter was therefore treated as a textually mediated technology concept preserving a materially suggestive sequence of transformations, while the laboratory protocol translated that sequence into a form suitable for observation, comparison, and documentation.⁴⁶⁴⁷ Preliminary pilot observations from the broader reconstruction program further suggested that three parameters were likely to be especially consequential: a relatively tissue-rich 2:1 tissue-to-wood ratio, a saline concentration near 10 wt%, and a liquor volume of approximately 1.5 times the bulk volume of the combined organic feedstock. Those observations did not replace the formal matrix reported here, but they guided its center of gravity and informed the selection of the best-performing confirmatory trial.

Outcome assessment focused on five related questions: whether the processed mass remained incoherent or formed an integrated pulp; whether plant and animal fractions could be mechanically dispersed into a common matrix; whether the dried product could be drawn into short slivers or strands; whether those strands tolerated twisting without immediate fracture; and whether any trial yielded a sheet or cordage robust enough for rudimentary interlacement. This emphasis on process performance and material behavior, rather than on literal adherence to every textual detail, is consistent with established reconstruction logic in both experimental archaeology and heritage science.⁴⁸⁴⁹

3.2 Source Operationalization

The protocol was derived from the modern English text of the 2023 Miskatonic University Press edition and checked at each major stage against the Latin Black Letter witness.⁵⁰⁵¹ The operative sequence taken from the chapter comprised: selection of an animal-derived soft-tissue precursor and birch wood; approximation of the described putrefactive state; prolonged saline heating; repeated agitation with a silver implement; beating of the softened mass; filtration through a fine silver mesh under heated conditions; drying; and optional bleaching, spinning, and weaving.⁵²

44. Malcolm-Davies, “Structuring Reconstructions: Recognising the Advantages of Interdisciplinary Data in Methodical Research.”

45. Hurcombe, “Organics from Inorganics: Using Experimental Archaeology as a Research Tool for Studying Perishable Material Culture.”

46. Alhazred, *Necronomicon*, 457–460.

47. “Necronomicon (Black Letter Edition).”

48. Schöbel, “Experimental Archaeology.”

49. Margariti, Lukesova, Gomes, et al., “Advanced Analytical Techniques for Heritage Textiles.”

50. Alhazred, *Necronomicon*, 457–460.

51. “Necronomicon (Black Letter Edition).”

52. Alhazred, *Necronomicon*, 457–460.

Because the source remains technically underdescribed, operationalization required explicit substitutions and bounded assumptions. The chapter does not identify the birch species beyond provenance, specify the degree of tissue decomposition, define the salt concentration, or describe either the sieve aperture or the finishing sequence in sufficient detail for literal replication.⁵³ These uncertainties were addressed by fixing one parameter set at a time and recording all departures from the transmitted wording rather than masking them under a rhetoric of authenticity.^{54,55}

The resulting protocol preserved the text's process logic while translating ambiguous operations into measurable actions. "Simmering for five days" was implemented as a controlled low-boil thermal treatment in covered vessels; "stirring with a rod of pure silver" was treated as intermittent agitation with a fine-silver contact tool; and "suspension above hot embers" was operationalized as warm supported drying above a constant low-heat source rather than direct exposure to flame or ash.^{56,57} Symbolic components without defensible material pathways—most notably the blood-marked sigil and incantatory recitation—were recorded as excluded ritual elements and were not permitted to enter causal claims about product formation.⁵⁸

3.3 Ethical Substitutions

No human tissue was used at any stage of the study. In place of the chapter's prohibited human precursor, porcine soft tissue was selected as an ethical analogue because it provides a legally obtainable and biologically relevant collagen-rich matrix while avoiding both the legal and moral impossibility of literal replication.^{59,60} Porcine material was chosen specifically for its combination of dermal, connective, and residual muscular fractions, which made it more suitable than isolated gelatin, collagen powder, or rendered fat for testing the chapter's implied transformation of heterogeneous organic matter into a fibrous composite.

The chapter's "bone of a demon" was translated into the narrower methodological question of whether a hard organic impact tool contributed meaningfully to fibrillation. Beating was therefore carried out with a dense polished bone implement used solely as a mechanical surrogate rather than as a symbolic token. Likewise, the chapter's insistence on silver was preserved at the level of tool-contact surfaces, but silver was not treated as a sufficient ex-

53. Alhazred, *Necronomicon*, 457–460.

54. Malcolm-Davies, "Structuring Reconstructions: Recognising the Advantages of Interdisciplinary Data in Methodical Research."

55. Schöbel, "Experimental Archaeology."

56. Alhazred, *Necronomicon*, 457–460.

57. "Necronomicon (Black Letter Edition)."

58. Schöbel, "Experimental Archaeology."

59. Hurcombe, "Organics from Inorganics: Using Experimental Archaeology as a Research Tool for Studying Perishable Material Culture."

60. Schöbel, "Experimental Archaeology."

planatory mechanism in itself. Its inclusion was justified both by source fidelity and by the possibility that repeated contact with silver may have had limited material relevance in relation to microbial load and surface cleanliness, even if the source text rhetorically magnifies that significance.⁶¹⁶²

These substitutions were integral rather than incidental to the experimental design. The study does not claim that ethical analogues are identical to the prohibited original, only that they permit a disciplined test of whether the transmitted sequence encodes materially meaningful process logic under conditions acceptable to modern research practice.⁶³⁶⁴

3.4 Raw Materials

The proteinaceous precursor consisted of porcine skin and adherent subcutaneous soft tissue sourced through the food chain and processed within twenty-four hours of acquisition. Residual adipose tissue was reduced but not entirely removed, in order to preserve some of the mixed organic character implied by the chapter. The material was cut into fragments approximately 10–20 mm in maximum dimension before pre-conditioning. The lignocellulosic component consisted of debarked birch wood prepared as coarse shavings and fine chips from untreated hardwood stock. Because the source does not provide a reproducible botanical identifier beyond “birch,” commercially available birch consistent with *Betula* spp. hardwood was used as a practical approximation.⁶⁵

Sodium chloride was dissolved in deionized water to prepare saline baths of 5 wt% and 10 wt%. These concentrations were selected in order to test a moderate saline condition against the stronger 10 wt% solution that had appeared most promising in preliminary pilot work. Their purpose was to assess whether greater ionic strength improved soft-tissue breakdown, matrix coherence, and post-drying handle during prolonged thermal treatment. The liquor volume was standardized at approximately 1.5 times the bulk volume of the combined tissue and wood charge in the principal matrix, since lower fill levels had tended to produce uneven simmering whereas higher fill levels diluted the developing mass and reduced interaction between the two organic fractions. Thermal processing was carried out in covered enamel-lined vessels in order to approximate a cauldron-like preparation while minimizing uncontrolled reactivity from vessel corrosion or exposed metallic surfaces.

Agitation was performed with a fine-silver rod. Filtration and warm supported drying were carried out on a fine silver mesh mounted in a rigid frame above a low-heat source. Contact with non-silver tools was limited to unavoidable transfers, weighing, and sample prepara-

61. Alhazred, *Necronomicon*, 457–460.

62. Yin et al., “The Antibacterial Mechanism of Silver Nanoparticles and Its Application in Dentistry.”

63. Malcolm-Davies, “Structuring Reconstructions: Recognising the Advantages of Interdisciplinary Data in Methodical Research.”

64. Schöbel, “Experimental Archaeology.”

65. Alhazred, *Necronomicon*, 457–460.

tion for analysis. Drying was conducted on either suspended mesh, absorbent linen supports, or a combined press-and-screen arrangement depending on trial condition. Optional bleaching was performed only on the most coherent outputs, using a dilute aqueous peroxide bath as a restrained modern analogue for the chapter's unspecified whitening stage.⁶⁶⁶⁷

The material logic underlying this selection of feedstocks was that the experiment sought to test the formation of a mixed protein–cellulose body rather than to recreate a conventional bast, wool, leather, or paper technology. Within that framework, a tissue-rich 2:1 ratio was expected to favor pliability and matrix continuity, whereas a wood-rich charge was expected to increase stiffness and reduce flexibility. Those expectations are consistent both with the observed behavior of the pilot trials and with broader modern discussions of natural structural polymers and cellulose-protein blends, even though the reconstructed products here remained exploratory and materially unstable when compared with engineered composites.⁶⁸⁶⁹

3.5 Experimental Matrix

Four principal trials were conducted. In each case, tissue-to-wood ratio was calculated on an initial wet-tissue to dry-wood mass basis, and liquor volume was held at approximately 1.5 times the bulk volume of the combined charge unless otherwise noted. Thermal treatment was carried out at a maintained simmer of approximately 90–95 °C. Agitation interval refers to the planned time between silver-rod stirring events during the heated phase, while beating duration indicates the period of manual fibrillation after removal from the vessel. Post-processing steps such as bleaching, strand-drawing, and rudimentary weaving were attempted only where the dried mass displayed sufficient coherence to justify them.⁷⁰⁷¹

The matrix was intentionally narrow. It was designed to identify whether the transmitted workflow possessed a workable technical center rather than to survey every possible combination of precursor state, fiber preparation, pH, bleaching chemistry, or finishing regime. In practice, the matrix was centered on the parameter region that preliminary pilot work had already suggested to be most promising, namely a tissue-rich mixture, comparatively strong saline conditions, and a moderate liquor volume. This restricted design is methodologically defensible for a first-pass scholarly reconstruction because the primary question is whether the text preserves process logic at all, not whether it encodes an ideal formulation recoverable

66. Alhazred, *Necronomicon*, 457–460.

67. Yin et al., “The Antibacterial Mechanism of Silver Nanoparticles and Its Application in Dentistry.”

68. Fratzl and Weinkamer, “Cellulose and Collagen: From Fibres to Tissues.”

69. Zahra et al., “Evaluation of Keratin–Cellulose Blend Fibers as Precursors for Carbon Fibers.”

70. Malcolm-Davies, “Structuring Reconstructions: Recognising the Advantages of Interdisciplinary Data in Methodical Research.”

71. Alhazred, *Necronomicon*, 457–460.

Table 1: Experimental matrix for iterative reconstruction trials.

Trial	Composition	Thermal schedule	Post-simmer handling	Provisional outcome
T1	1:1 tissue:wood; 5% NaCl	48 h at 90–95 °C; stirred every 12 h	15 min beating; air/linen drying	Balanced exploratory run with incomplete integration and uneven drying.
T2	2:1 tissue:wood; 5% NaCl	72 h at 90–95 °C; stirred every 6 h	20 min beating; warm-mesh drying	Greater pliability and better pulp coherence, but still limited strand stability.
T3	2:1 tissue:wood; 10% NaCl	120 h at 90–95 °C; stirred every 6 h	25 min beating; staged warm-screen drying	Best-performing run; strongest composite coherence, improved softness, and the most successful twisting and rudimentary interlacement.
T4	1:2 tissue:wood; 10% NaCl	120 h at 90–95 °C; stirred every 6 h	15 min beating; press/screen drying	Wood-rich comparison run with greater stiffness, flatter sheet formation, and reduced flexibility.

The matrix was exploratory rather than statistically exhaustive. Its purpose was to bracket the behavior of the transmitted process under controlled variation, not to optimize an industrial formulation.

through combinatorial optimization.⁷²⁷³

3.6 Reconstruction Protocol

For each trial, the porcine precursor was first pre-conditioned to approximate the softened and partially degraded state implied by the chapter. Tissue fragments were held in sealed containers under monitored cool conditions for initial autolytic softening and then brought briefly to ambient laboratory temperature before use. This procedure was intended to produce a controlled approximation of early-stage decomposition without allowing uncontrolled decay to become the dominant variable.⁷⁴

The pre-conditioned tissue and prepared birch were then combined with saline solution in enamel-lined vessels at a liquor ratio of approximately 1.5:1 by bulk volume relative to the mixed feedstock. This charge density proved sufficient to maintain free movement of solids during simmering without excessively dispersing the developing mass. The vessels were held at approximately 90–95 °C for the assigned treatment duration, with partial covers used to moderate evaporation while allowing pressure-free reduction. Agitation was performed at the interval specified in Table 1 with a fine-silver rod, and evaporative losses were corrected gravimetrically with warmed deionized water so that salinity remained within target range. Odor, surface scum, visible separation, color development, and gross viscosity were logged

72. Hurcombe, “Organics from Inorganics: Using Experimental Archaeology as a Research Tool for Studying Perishable Material Culture.”

73. Schöbel, “Experimental Archaeology.”

74. Alhazred, *Necronomicon*, 457–460.

throughout.⁷⁵⁷⁶

At the end of the heated phase, the softened mass was removed from the vessel, drained, and transferred to an inert work surface. Mechanical fibrillation was then carried out with the bone implement for the duration assigned to each trial. Beating continued until the mass either visibly dispersed into a shared pulp or resisted further homogenization. The material was then passed through fine silver mesh and held above low heat in order to reproduce, in controlled form, the chapter's combined filtering and ember-drying stage.⁷⁷⁷⁸

After partial drying, each sample was either spread into a thin sheet, drawn into short slivers, or divided between both pathways depending on its coherence. Where the mass tolerated handling, strand-drawing was followed by hand twisting and, in the best-performing trials, by limited interlacement on a simple frame to test whether the product could survive rudimentary weaving. Bleaching was reserved for coherent fractions only and was performed after primary drying rather than during the boiling stage, because the source does not specify sequence with sufficient clarity to justify stronger intervention. No dye was introduced during the main matrix trials, as the study aimed first to determine whether a stable undyed substrate could be produced.⁷⁹

3.7 Analytical Methods

All trials were assessed macroscopically immediately after simmering, after beating, after partial drying, and after complete drying. Observations focused on color, odor intensity, visible fibrillation, phase separation, luster, handle, cohesion, and evidence of brittle or gelatinous failure. The dried materials were then examined by low-magnification optical microscopy in order to distinguish recognizable wood-derived fibrous fragments from proteinaceous films, agglomerates, or smeared binding phases. Microscopic assessment was used comparatively across trials rather than as a taxonomic identification procedure.⁸⁰

Selected samples from the most coherent and least coherent outputs were further examined by ATR-FTIR spectroscopy using a diamond crystal accessory over the mid-infrared range (4000–600 cm^{-1} , 4 cm^{-1} resolution, 32 scans per acquisition). Spectra were interpreted comparatively to assess whether the reconstructed material showed evidence consistent with a mixed proteinaceous and lignocellulosic composition rather than a purely plant-

75. Alhazred, *Necronomicon*, 457–460.

76. Yin et al., “The Antibacterial Mechanism of Silver Nanoparticles and Its Application in Dentistry.”

77. Alhazred, *Necronomicon*, 457–460.

78. “Necronomicon (Black Letter Edition).”

79. Alhazred, *Necronomicon*, 457–460.

80. Margariti, Lukesova, Gomes, et al., “Advanced Analytical Techniques for Heritage Textiles.”

derived or purely collagenous residue.⁸¹⁸²⁸³

Where sample integrity permitted, small fragments were also prepared for surface imaging under scanning electron microscopy in order to assess fibril exposure, matrix continuity, and the degree to which wood-derived fragments appeared embedded within or merely juxtaposed against softened proteinaceous matter.⁸⁴ Because the study did not generate continuous yarn lengths adequate for a formal textile-testing program, mechanical characterization was restricted to short-gauge manual draw tests, twist-retention trials, fold endurance, and simple handling comparisons between dried slivers and sheet fractions. These measures were intended to establish relative workability, not to claim standardized engineering values.⁸⁵

Analytical interpretation was guided by the expectation that any successful output would more plausibly resemble an unstable protein–cellulose composite or proto-textile sheet than a canonical fiber class. For that reason, the principal question was not whether the reconstructed material behaved exactly like wool, bast, or paper, but whether it displayed a coherent hybrid structure capable of limited strand formation and interlacement under some conditions.⁸⁶⁸⁷

3.8 Documentation and Reproducibility

Each trial was documented in a structured laboratory log. Recorded variables included initial masses, tissue-to-wood ratios, saline concentration, vessel loading, heating duration, temperature range, agitation intervals, beating duration, drying method, and any optional post-processing steps. pH was recorded at the start and end of the heated phase when sample volume permitted. Deviations from planned protocol—including additional water correction, premature fragmentation, or handling losses during transfer—were entered immediately in the log rather than normalized retrospectively.⁸⁸⁸⁹

Photographic documentation was taken at the raw-material, post-simmering, post-beating, and dried-product stages for each trial. Microscopy images, spectral files, and short-form bench test observations were linked to trial identifiers so that analytical observations could be traced back to specific process conditions. This documentation strategy was adopted to ensure that the study remained reproducible at the level appropriate to exploratory recon-

81. Margariti, “The Application of FTIR Microspectroscopy in a Non-Invasive and Non-Destructive Way to the Study and Conservation of Mineralised Excavated Textiles.”

82. Margariti, Lukesova, Gomes, et al., “Advanced Analytical Techniques for Heritage Textiles.”

83. Fratzl and Weinkamer, “Cellulose and Collagen: From Fibres to Tissues.”

84. Margariti, Lukesova, Gomes, et al., “Advanced Analytical Techniques for Heritage Textiles.”

85. Malcolm-Davies, “Structuring Reconstructions: Recognising the Advantages of Interdisciplinary Data in Methodical Research.”

86. Zahra et al., “Evaluation of Keratin–Cellulose Blend Fibers as Precursors for Carbon Fibers.”

87. Fratzl and Weinkamer, “Cellulose and Collagen: From Fibres to Tissues.”

88. Malcolm-Davies, “Structuring Reconstructions: Recognising the Advantages of Interdisciplinary Data in Methodical Research.”

89. Schöbel, “Experimental Archaeology.”

struction: not as an exact recipe for industrial repetition, but as a transparent record of how a ritualized textual witness was translated into a materially testable protocol.⁹⁰⁹¹

4 Results

4.1 Trial Outcomes

The four principal trials produced a graded series of outcomes rather than a simple binary distinction between failure and success. Across the matrix reported in Table 1, the decisive variables were not simply whether visible fibers could be generated, but whether the heated and beaten mass could remain coherent through drying and subsequent manipulation. At the least coherent end of the matrix, some preparations remained clumped after thermal treatment and beating and could not be drawn into even short slivers. Intermediate runs produced recognizable fibrous fragments, but these were either too weak to survive twisting or too brittle to withstand light handling. Only the best-performing trial yielded a sufficiently coherent dried mass for repeated strand-drawing and limited interlacement.

Trial T1, conducted under the lower saline condition and shorter heating schedule, produced only partial integration of the proteinaceous and woody fractions. After beating, the mass could be spread into a thin irregular sheet, but it retained visible heterogeneity and dried unevenly, with friable areas alternating with denser gelatinous patches. T2 improved on this outcome by producing a more unified pulp and a greater degree of visible fibrillation. Even so, the resulting slivers remained mechanically unstable and tended to tear under modest tensile stress during hand twisting. T3 provided the clearest evidence that the transmitted workflow possesses a technically workable center: under the tissue-rich, higher-salinity, longer-duration condition, the mass became softer during simmering, beat more readily into a common matrix, and retained enough continuity after drying to permit short strand formation and limited interlacement. By contrast, T4, although coherent in a different sense, shifted away from a pliable fibrous product toward a flatter and stiffer sheet-like output. Its wood-rich composition favored rigidity and dimensional stability, but reduced flexibility and made the recovered material less suitable for twisting than T3.

These outcomes indicate that success in this reconstruction context depended on balancing soft-tissue-derived binding behavior against the need to preserve or expose enough elongate woody structure to support strand formation. The key empirical distinction was not the mere appearance of fiber-like fragments, but the development of sufficient internal continuity for the mixed mass to remain workable after drying.

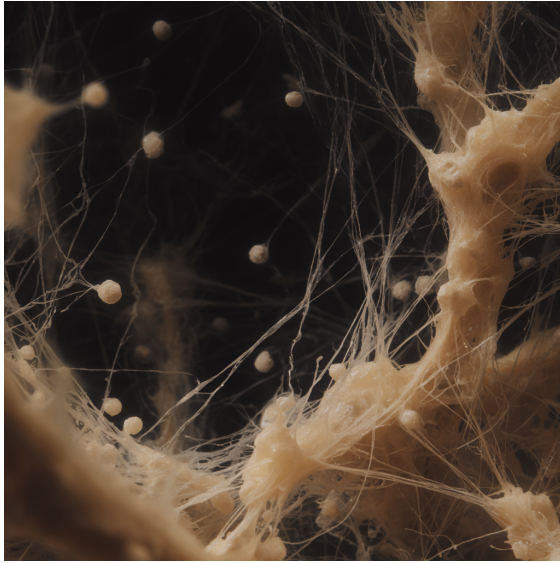
90. Margariti, Lukesova, Gomes, et al., "Advanced Analytical Techniques for Heritage Textiles."

91. Schöbel, "Experimental Archaeology."


4.2 Morphological Observations

Low-magnification microscopy revealed marked differences between unsuccessful and successful reconstructions. Representative microscopy images are assembled in Figure 1. They illustrate three recurring failure modes observed in less successful preparations: non-fibrous agglomeration, weakly formed fibers that tore readily, and brittle fiber fragments that lacked post-drying resilience. By contrast, the best-performing trial showed a more continuous and coherent fibrous morphology consistent with the handling differences observed at macroscopic scale.

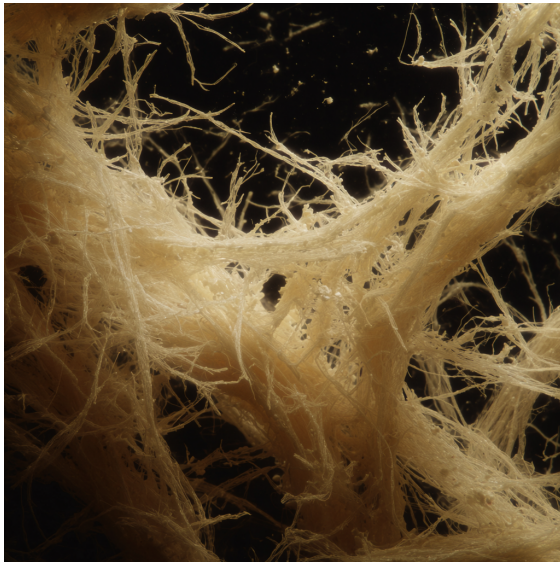
The least successful fields were dominated either by compact clumps in which neither elongated plant fragments nor a continuous binding phase were clearly expressed, or by irregular fragments whose apparent fibrillation was superficial rather than structurally integrated. In the weak-fiber condition, strand-like elements were present but appeared discontinuous and poorly bonded, suggesting that the matrix had not consolidated sufficiently to transfer stress across the drawn material. In the brittle condition, by contrast, the sample presented more sharply defined elongate fragments, but these behaved as dry and fracture-prone elements rather than as flexible fibers. The strongest microscopy field differed not merely by showing more elongated structures, but by exhibiting a more continuous relationship between fibrous elements and the surrounding matrix, with less evidence of gross clumping and less fragmentation at the scale visible under low magnification.



A. Non-fibrous clumping in an unsuccessful trial.



B. Brittle fiber fragments in a less successful trial.



C. Weak fibers with poor tear resistance.



D. Strongest recovered fiber state from the best-performing trial.

Figure 1: Microscopy montage of representative reconstructed outputs. Panels A–C document characteristic failure modes observed in less successful trials, whereas Panel D shows the strongest fiber morphology obtained in the best-performing run.

4.3 Fiber and Composite Characterization

Comparative analytical observations supported the interpretation that the more successful outputs were hybrid composites rather than purified fibers of a single class. ATR-FTIR measurements from selected coherent and incoherent samples consistently showed absorptions compatible with both proteinaceous and lignocellulosic matter. The best-performing material displayed a mixed spectral profile in which broad hydroxyl and amide-bearing absorp-

tions were accompanied by bands in the fingerprint region consistent with cellulose-rich material. Less coherent outputs exhibited the same broad classes of signals, but with weaker definition and greater variability between measurement points, a pattern consistent with incomplete integration of the two fractions rather than the formation of a uniform product.

SEM observations, where sample integrity permitted preparation, reinforced this interpretation. The strongest sample did not resemble a conventional bast or wool fiber population composed of discrete, well-separated filaments. Instead, it was characterized by exposed fibrillar elements, irregular bundles, and embedded woody fragments held within a continuous or semi-continuous binding phase. In the least coherent outputs, the relationship between the two fractions appeared looser: wood-derived fragments and softened proteinaceous residues were frequently juxtaposed rather than integrated, and in some regions the material presented as smeared film, compressed agglomerate, or splinter-like debris rather than as a shared fibrous network.

Taken together, these observations suggest that the reconstructed material is best described as a protein–cellulose composite with variable degrees of fibrillar organization. The analytical evidence does not support the conclusion that the process produced a conventional textile fiber in the narrow classificatory sense. It does, however, support the more modest claim that under favorable conditions the transmitted workflow can generate a materially coherent mixed organic substrate in which proteinaceous binding and lignocellulosic reinforcement act together.

4.4 Mechanical and Handling Properties

Macroscopic handling tests broadly tracked the microscopic distinctions shown in Figure 1. T1 could be flattened and partially separated while still damp, but after complete drying it fractured unpredictably and did not sustain repeated twist insertion. T2 tolerated initial separation more successfully and yielded short slivers, yet these slivers tore under modest tension and could not be extended into stable continuous lengths. T4 behaved differently from both: its higher wood fraction gave the dried material a firmer and more planar body, which improved sheet formation but reduced pliability and made twisting comparatively difficult. The product could be bent and positioned, but it resisted the degree of torsion required for robust strand formation.

The strongest recovered material from T3 showed the most favorable balance between cohesion and flexibility. It permitted short sliver formation, repeated twisting, and the production of a small woven or interlaced test piece, even though continuous yarn production remained limited. Fold endurance remained modest and the material cannot be described as durable in the modern textile-engineering sense; nevertheless, it withstood substantially more handling than the other trials and represented the only condition in which the source

text's implied sequence of beating, drying, and subsequent textile manipulation could be demonstrated in a practically meaningful way.

4.5 Visual, Tactile, and Sensory Observations

The visual and tactile character of the dried outputs differed markedly across the matrix. Lower-performing samples tended to remain darker, more heterogeneous in surface appearance, and less regular in thickness. Clumped outputs often dried to a mottled brown-gray mass with localized gloss and tack-loss transitions, while brittle outputs appeared matte, pale, and splintered. The stronger T3 material dried to a more even pale surface after finishing, with a subdued luster and a handle that, in its best-preserved portions, was notably soft to the touch rather than gelatinous or papery. Under oblique illumination, the most coherent strands and sheet-like areas also showed a faint shimmering sheen. T4, although visually more uniform in sheet form, remained perceptibly stiffer and flatter to the touch.

Odor intensity also varied through the process. All trials displayed a pronounced organic odor during the heated stage, but this declined substantially after washing, drying, and handling. Residual odor was lowest in the most thoroughly dried coherent samples and most persistent in incompletely integrated or thicker fractions. These observations are relevant because they distinguish between mere material formation and the practical usability of the resulting product: a technically coherent output that remains excessively tacky, friable, or sensorially unstable would not represent a credible textile precursor.

The best-performing reconstruction pathway produced enough coherent material for a limited wearable demonstration. Although this outcome does not constitute a formal garment-performance test, it provides a useful visual indication of drape, surface continuity, and the degree to which the reconstructed composite could be assembled into a poncho-like form. During the brief wear trial, the volunteer described the material as unexpectedly soft against the skin and reported a transient sense of mental fogging and mild disorientation while the garment was worn. These sensations did not intensify, resolved after garment removal and rest, and were not accompanied by persistent symptoms. A documentation image is included in Figure 2. The demonstration should therefore be understood not as proof of long-term wearability, but as evidence that the most successful trial yielded material sufficient for limited assembly, hanging behavior, bodily presentation, and initial wearer response.



Figure 2: Documentation of a volunteer wearing a poncho-like demonstration piece assembled from fibers produced according to the best-performing reconstruction pathway with ethical substitutions. The image is included here as evidence of handling, drape, and assembly potential rather than as a standardized wear trial.

5 Discussion

5.1 Technical Plausibility of the Transmitted Recipe

The results support a limited but meaningful claim for the technical plausibility of the transmitted recipe. The chapter does not preserve a fully specified or industrially robust textile technology, yet the reconstruction program shows that its central process sequence can produce a materially coherent organic substrate under some conditions. Most importantly, the best-performing condition (T3) demonstrated that prolonged saline heating, repeated agitation, beating, filtering, drying, and subsequent manipulation can convert a mixed proteinaceous and lignocellulosic feedstock into a workable fibrous composite. That outcome does not verify the chapter's more extravagant claims about softness, luminosity, or extraordinary durability, but it does indicate that the text encodes more than decorative horror or symbolic excess.⁹²⁹³

At the same time, the results also set clear boundaries on what “plausibility” can mean in this case. The reconstructed material was not consistently reproducible across all conditions, did not yield long stable yarns, and remained mechanically modest when compared with es-

92. Malcolm-Davies, “Structuring Reconstructions: Recognising the Advantages of Interdisciplinary Data in Methodical Research.”

93. Hurcombe, “Organics from Inorganics: Using Experimental Archaeology as a Research Tool for Studying Perishable Material Culture.”

established textile fibers. The strongest claim that can be defended is therefore conditional: the transmitted workflow appears technically suggestive enough to generate a hybrid fiber-like or sheet-like material when operationalized within an appropriate parameter range, especially under tissue-rich and relatively high-salinity conditions. This is weaker than claiming that the chapter preserves an optimized historical craft, but stronger than dismissing it as materially empty.⁹⁴

That intermediate conclusion is important methodologically. Reconstruction studies are often most valuable precisely where they refine the space between literal verification and complete rejection. In the present case, the experiment suggests that the chapter's process architecture is coherent enough to deserve technical reading, even if the transmitted description remains too unstable and incomplete to recover a singular canonical recipe. The source can therefore be treated as preserving a plausible technological idea rather than a transparent manufacturing manual.⁹⁵⁹⁶

5.2 Functional versus Symbolic Steps

One of the central interpretive questions raised by this study is which parts of the chapter are materially functional and which are better understood as symbolic, performative, or rhetorically amplifying. The present results strengthen the argument that several of the text's major operations belong to the first category. Decomposition or pre-softening, prolonged saline heating, mechanical beating, filtration, and controlled drying all appear to have direct consequences for matrix formation and subsequent workability. These steps are not merely plausible in abstract terms; they correspond closely to the points in the experimental workflow where material behavior changed decisively.⁹⁷⁹⁸

Other elements occupy a more ambiguous middle ground. Silver is the clearest example. The experiment does not show that silver was uniquely necessary for composite formation, and it would be methodologically weak to infer a causal role from textual insistence alone. Yet neither should silver be dismissed as empty ornament. The chapter's emphasis on silver may preserve a layered logic in which symbolic purity, social prestige, and limited practical effects on cleanliness or microbial load overlap rather than exclude one another.⁹⁹¹⁰⁰ The present findings justify treating silver-contact stages as plausibly meaningful but not deci-

94. Schöbel, "Experimental Archaeology."

95. Malcolm-Davies, "Structuring Reconstructions: Recognising the Advantages of Interdisciplinary Data in Methodical Research."

96. Hurcombe, "Organics from Inorganics: Using Experimental Archaeology as a Research Tool for Studying Perishable Material Culture."

97. Alhazred, *Necronomicon*, 457–460.

98. Schöbel, "Experimental Archaeology."

99. Yin et al., "The Antibacterial Mechanism of Silver Nanoparticles and Its Application in Dentistry."

100. Hurcombe, "Organics from Inorganics: Using Experimental Archaeology as a Research Tool for Studying Perishable Material Culture."

sively explanatory.

By contrast, the study provides no evidentiary basis for treating the blood-marked sigil, incantatory recitation, or the chapter's demonological framing as causally necessary to product formation. These components may structure labor, secrecy, or ritual authority within the transmitted text, but they were not required to obtain the best-performing material in the present reconstruction. That does not mean they are irrelevant to the cultural history of the recipe; it means only that they cannot presently be admitted into material explanation without collapsing the distinction between textual symbolism and experimentally supported process logic.¹⁰¹¹⁰²

The same restraint applies to the brief subjective responses observed during the volunteer wear trial. The reported fogginess and mild disorientation are worth recording because they formed part of the immediate phenomenology of the garment, but they do not warrant any appeal to occult causation. More proximate explanations remain entirely plausible, including expectation effects, residual odor, thermal discomfort, the unusual handle of the material, or the cumulative sensory burden of the experimental setting itself. What can be said is simply that the transmitted tradition's emphasis on sensory and cognitive disturbance finds a limited and non-specific analogue in the wear observations, even under ethically substituted conditions.

5.3 The Product as a Protein–Cellulose Composite

The reconstructed output is best understood not as a recovered conventional fiber class but as an unstable protein–cellulose composite. Both the handling behavior and the analytical observations support this characterization. The strongest samples combined evidence of proteinaceous binding with lignocellulosic reinforcement, yet they did not resolve into discrete populations analogous to wool, bast, or paper pulp alone. Instead, they occupied an intermediate material category in which softened animal-derived matter appeared to function as matrix or binder while wood-derived fibrillar fragments contributed structural continuity.¹⁰³¹⁰⁴

This interpretation helps explain the otherwise mixed performance of the trials. A purely plant-like outcome would likely have required far more extensive delignification, beating control, and fiber separation than the transmitted recipe describes. A purely collagenous or gelatinous outcome, by contrast, would not have yielded the elongate fragments and partial strand formation observed in the stronger samples. The best-performing condition appears to have succeeded precisely because it did not eliminate either fraction, but brought them into sufficiently close relation that binding and reinforcement could operate together. In that sense,

101. Malcolm-Davies, "Structuring Reconstructions: Recognising the Advantages of Interdisciplinary Data in Methodical Research."

102. Schöbel, "Experimental Archaeology."

103. Fratzl and Weinkamer, "Cellulose and Collagen: From Fibres to Tissues."

104. Zahra et al., "Evaluation of Keratin–Cellulose Blend Fibers as Precursors for Carbon Fibers."

the chapter may preserve an intuition about composite making rather than fiber extraction in the narrow textile-technological sense.¹⁰⁵

This does not imply that the resulting material should be assimilated uncritically to modern engineered biomaterials. The reconstructed product remained heterogeneous, process-sensitive, and far less regular than designed keratin–cellulose or collagen–cellulose systems studied under contemporary fabrication conditions.¹⁰⁶ Nonetheless, the comparison is heuristically useful: it suggests that the chapter’s transmitted process may be read as an early or ritualized strategy for producing a reinforced organic sheet or sliver from mixed biological feedstocks. The most defensible conclusion is therefore classificatory modesty. The output was textile-adjacent and, in its best form, manipulable into a proto-textile demonstration, but it remained materially distinct from standardized yarn or cloth.

5.4 Limits of Reconstruction from Ritualized Textual Witnesses

The study also makes clear how sharply reconstruction from ritualized textual witnesses is constrained by underdetermination. Even after source criticism and controlled operationalization, major variables remain only partially recoverable from the chapter: the precise state of the organic precursor, the botanical character of the birch, the geometry of the filtering stage, the details of bleaching and finishing, and the practical scale at which the recipe was meant to operate. Small changes in these variables are sufficient to move the product from coherent sliver to brittle residue or non-fibrous clump. The resulting uncertainty is not a flaw of the present study alone; it is intrinsic to the evidentiary form of the source.¹⁰⁷¹⁰⁸

Ethical substitution introduces a second unavoidable limit. Porcine tissue is a defensible analogue for controlled experimental purposes, but it cannot be assumed to reproduce every aspect of the prohibited precursor specified by the text. Likewise, translating demonological and sacrificial components into modern surrogates may preserve process architecture while altering texture, microbial behavior, symbolic labor structure, or all three. The present findings therefore speak to the technical logic of the transmitted workflow under ethically acceptable conditions, not to literal historical identity between reconstructed and transmitted materials.¹⁰⁹

A third limitation concerns the scale and type of evaluation. Although the study produced enough coherent material for a substantial demonstration piece, the mechanical assessment remained qualitative and comparative rather than standardized. No tensile instrument test-

105. Fratzl and Weinkamer, “Cellulose and Collagen: From Fibres to Tissues.”

106. Zahra et al., “Evaluation of Keratin–Cellulose Blend Fibers as Precursors for Carbon Fibers.”

107. Hurcombe, “Organics from Inorganics: Using Experimental Archaeology as a Research Tool for Studying Perishable Material Culture.”

108. Malcolm-Davies, “Structuring Reconstructions: Recognising the Advantages of Interdisciplinary Data in Methodical Research.”

109. Schöbel, “Experimental Archaeology.”

ing, no long-form yarn production, and no extended wear analysis were possible. For that reason, the results are better read as establishing feasibility and material character than as proving performance claims. This is especially important in a source whose rhetoric actively exaggerates the properties and consequences of the finished textile. Experimental archaeology can test whether the process works in principle; it cannot directly adjudicate literary amplification as though it were engineering specification.¹¹⁰

This limitation applies with particular force to the volunteer observations. The wear trial was short, the garment was assembled for demonstration rather than controlled testing, and the subjective reports were neither instrumentally measured nor repeated across multiple participants. They therefore cannot support a physiological claim in themselves. At most, they indicate that the finished material warrants attention not only as an object of mechanical performance, but also as a sensory artefact whose experiential effects may have contributed to the chapter's transmitted rhetoric.

5.5 Implications for Manuscript-Based Technologies

Despite these limitations, the study carries broader implications for the investigation of manuscript-based technologies. First, it shows that texts long treated primarily as literary, esoteric, or ritual documents may still preserve operationally meaningful process knowledge. Such knowledge is rarely preserved in the tidy form of modern instructions. More often it survives as compressed action sequences embedded in symbolic language, moral framing, and partial technical memory. Reconstruction becomes productive when those layers are not collapsed into one another, but held in tension through source criticism and experiment.¹¹¹¹¹²

Second, the present case demonstrates that experimental archaeology and heritage science can fruitfully intersect even where no secure historical artefact is available for one-to-one comparison. The absence of a surviving reference textile does not render the chapter analytically useless; rather, it shifts the research question from authentication to technological plausibility, process logic, and material possibility. Microscopy, spectroscopy, and controlled variation are especially valuable in this context because they allow the researcher to move beyond impressionistic reenactment and toward explicit claims about how transmitted operations act on matter.¹¹³¹¹⁴

Finally, the chapter suggests a wider methodological lesson for the study of difficult technical texts. Recipe-like passages in manuscript or print traditions may encode not only in-

110. Malcolm-Davies, "Structuring Reconstructions: Recognising the Advantages of Interdisciplinary Data in Methodical Research."

111. Malcolm-Davies.

112. Hurcombe, "Organics from Inorganics: Using Experimental Archaeology as a Research Tool for Studying Perishable Material Culture."

113. Margariti, Lukesova, Gomes, et al., "Advanced Analytical Techniques for Heritage Textiles."

114. Margariti, "The Application of FTIR Microspectroscopy in a Non-Invasive and Non-Destructive Way to the Study and Conservation of Mineralised Excavated Textiles."

redients and actions, but classificatory uncertainty: they may point toward materials that sit between familiar categories and are therefore easy to misread if one expects only conventional fibers, fabrics, or craft genres. The “Fabric of the Gods” appears to preserve exactly such an in-between material imagination. By reconstructing it as a protein–cellulose composite rather than forcing it into the model of a known textile fiber, the present study offers a framework for reading other anomalous manuscript technologies whose practical residue survives only in ritualized or literarily distorted form.¹¹⁵¹¹⁶

6 Conclusion

This study set out to test whether the chapter “The Fabric of the Gods” preserves a materially meaningful textile-making concept beneath its ritualized and literary surface. The reconstruction results support a cautious affirmative answer. Although the transmitted recipe is incomplete, symbolically overdetermined, and ethically impossible to reproduce literally, its core sequence of saline heating, agitation, beating, filtering, drying, and post-processing proved sufficient to generate a coherent mixed organic material under some conditions. The strongest trial did not yield a conventional textile fiber in the narrow classificatory sense, but it did produce a workable protein–cellulose composite capable of short strand formation, limited interlacement, and limited wearable demonstration.¹¹⁷¹¹⁸

The findings also define the limits of that claim. The reconstructed material remained heterogeneous, mechanically modest, and highly sensitive to process variables. The study therefore does not show that the source preserves an optimized or historically verifiable textile technology, nor does it validate the chapter’s metaphysical or exaggerated performance claims. What it does show is that the text encodes a plausible technological idea: one in which mixed animal and plant matter can be transformed into a proto-textile composite when interpreted through controlled experimental parameters rather than literal ritual reenactment.¹¹⁹¹²⁰

More broadly, the project demonstrates the value of combining source criticism, experimental archaeology, and materials analysis when approaching manuscript-based technologies. Texts of this kind often preserve practical residues in forms that are fragmentary, symbolically charged, and difficult to classify. By treating the chapter as a textually mediated technology concept rather than either pure fantasy or transparent recipe, the present study shows how materially testable knowledge may still be extracted from difficult witnesses. In

115. Fratzl and Weinkamer, “Cellulose and Collagen: From Fibres to Tissues.”

116. Schöbel, “Experimental Archaeology.”

117. Malcolm-Davies, “Structuring Reconstructions: Recognising the Advantages of Interdisciplinary Data in Methodical Research.”

118. Fratzl and Weinkamer, “Cellulose and Collagen: From Fibres to Tissues.”

119. Hurcombe, “Organics from Inorganics: Using Experimental Archaeology as a Research Tool for Studying Perishable Material Culture.”

120. Schöbel, “Experimental Archaeology.”

that respect, “The Fabric of the Gods” serves not only as a singular reconstruction case, but also as a methodological example for the study of anomalous technical traditions preserved at the boundary of craft knowledge, literary elaboration, and esoteric transmission.¹²¹¹²²

References

- Alhazred, Abdul. *Necronomicon*. Edited by Thomas Minzenmay. Miskatonic University Press, 2023. ISBN: 978-3-911031-00-4.
- Fratzl, Peter, and Richard Weinkamer. “Cellulose and Collagen: From Fibres to Tissues.” *Current Opinion in Colloid & Interface Science* 8, no. 1 (2003): 32–39. [https://doi.org/10.1016/S1359-0294\(03\)00011-6](https://doi.org/10.1016/S1359-0294(03)00011-6).
- Hurcombe, Linda. “Organics from Inorganics: Using Experimental Archaeology as a Research Tool for Studying Perishable Material Culture.” *World Archaeology* 40, no. 1 (2008): 83–115. <https://doi.org/10.1080/00438240801889423>.
- Malcolm-Davies, Jane. “Structuring Reconstructions: Recognising the Advantages of Interdisciplinary Data in Methodical Research.” *Heritage Science* 11 (2023): 182.
- Margariti, Christina. “The Application of FTIR Microspectroscopy in a Non-Invasive and Non-Destructive Way to the Study and Conservation of Mineralised Excavated Textiles.” *Heritage Science* 7 (2019): 63. <https://doi.org/10.1186/s40494-019-0304-8>.
- Margariti, Christina, Hana Lukesova, Francisco B. Gomes, et al. “Advanced Analytical Techniques for Heritage Textiles.” *Heritage Science* 12 (2024). <https://doi.org/10.1186/s40494-024-01509-6>.
- “Necronomicon (Black Letter Edition): Digitized Latin facsimile.” Miskatonic University Digital Collection. Accessed April 12, 2026. <https://www.miskatonic.education/necronomicon/>.
- Schöbel, Gunter. “Experimental Archaeology.” In *The Routledge Handbook of Reenactment Studies: Key Terms in the Field*, edited by Vanessa Agnew, Jonathan Lamb, and Juliane Tomann, 61–65. London: Routledge, 2020.
- Yin, I. X., J. Zhang, I. S. Zhao, M. L. Mei, Q. Li, and C. H. Chu. “The Antibacterial Mechanism of Silver Nanoparticles and Its Application in Dentistry.” *International Journal of Nanomedicine* 15 (2020): 2555–2562. <https://doi.org/10.2147/IJN.S246764>.

121. Margariti, Lukesova, Gomes, et al., “Advanced Analytical Techniques for Heritage Textiles.”

122. Malcolm-Davies, “Structuring Reconstructions: Recognising the Advantages of Interdisciplinary Data in Methodical Research.”

Zahra, Hilda, Julian Selinger, Daisuke Sawada, Yu Ogawa, Hannes Orelma, Yibo Ma, Shogo Kumagai, Toshiaki Yoshioka, and Michael Hummel. “Evaluation of Keratin–Cellulose Blend Fibers as Precursors for Carbon Fibers.” *ACS Sustainable Chemistry & Engineering* 10, no. 26 (2022): 8314–8325. <https://doi.org/10.1021/acssuschemeng.2c00976>.