



Modern recessed luminaire for modular suspended ceilings for LED light sources.

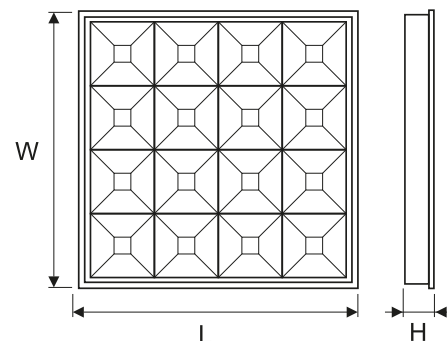
|                        |  |
|------------------------|--|
| <b>TECHNICAL DATA</b>  | <b>Mounting:</b> directly in the ceiling construction<br><b>Body:</b> powder-painted steel sheet   |
| <b>ELECTRICAL DATA</b> | <b>Colour:</b> white<br><b>Power supply efficiency:</b> >90%<br><b>Power:</b> 220-240V 50/60Hz<br><b>Includes light source:</b> yes<br><b>Type of equipment:</b> ED, EM 3h, DALI<br><b>Electrical connection:</b> max 4x2,5 mm <sup>2</sup> wire |
| <b>OPTICAL DATA</b>    | <b>Light distribution:</b> symmetric<br><b>Way of lighting:</b> direct<br><b>Louver:</b> mat aluminum, matt white aluminum   |
| <b>ADDITIONAL INFO</b> | <b>Lifetime (L70B50):</b> 50 000 h   |
| <b>GENERAL DATA</b>    | <b>Warranty:</b> 3 years<br><b>Application:</b> offices, hospitals, laboratories, supermarkets, classrooms, auditorium   |




| Code                               | Power LED [W] | Luminaire power [W] | Lumen LED [lm] | Lumen luminaire [lm] | Efficacy [lm/W] | Colour temperature [K] | CRI/Ra | UGR | Type of equipment | Light output in emergency mode [lm] | Operating temperature range [°C] |
|------------------------------------|---------------|---------------------|----------------|----------------------|-----------------|------------------------|--------|-----|-------------------|-------------------------------------|----------------------------------|
| <b>Louver: mat aluminum</b>        |               |                     |                |                      |                 |                        |        |     |                   |                                     |                                  |
| 300061.00202                       | 34            | 37                  | 4700           | 3750                 | 101             | 3000                   | ≥80    | <17 | ED                | -                                   | 0 ... +35                        |
| 300061.00203                       | 34            | 37                  | 4900           | 3900                 | 105             | 4000                   | ≥80    | <17 | ED                | -                                   | 0 ... +35                        |
| 300061.00204                       | 53            | 58                  | 7100           | 5650                 | 97              | 3000                   | ≥80    | <17 | ED                | -                                   | 0 ... +35                        |
| 300061.00205                       | 53            | 58                  | 7350           | 5850                 | 101             | 4000                   | ≥80    | <17 | ED                | -                                   | 0 ... +35                        |
| 300061.00202B                      | 34            | 40                  | 4700           | 3750                 | 94              | 3000                   | ≥80    | <17 | EM 3h             | 175                                 | 0 ... +30                        |
| 300061.00203B                      | 34            | 40                  | 4900           | 3900                 | 98              | 4000                   | ≥80    | <17 | EM 3h             | 185                                 | 0 ... +30                        |
| 300061.00204B                      | 53            | 61                  | 7100           | 5650                 | 93              | 3000                   | ≥80    | <17 | EM 3h             | 260                                 | 0 ... +30                        |
| 300061.00205B                      | 53            | 61                  | 7350           | 5850                 | 96              | 4000                   | ≥80    | <17 | EM 3h             | 275                                 | 0 ... +30                        |
| 300061.00197                       | 34            | 37                  | 4900           | 3900                 | 105             | 4000                   | ≥80    | <17 | DALI              | -                                   | 0 ... +35                        |
| 300061.00200                       | 53            | 58                  | 7350           | 5850                 | 101             | 4000                   | ≥80    | <17 | DALI              | -                                   | 0 ... +35                        |
| <b>Louver: matt white aluminum</b> |               |                     |                |                      |                 |                        |        |     |                   |                                     |                                  |
| 300061.00217                       | 34            | 37                  | 4700           | 3900                 | 105             | 3000                   | ≥80    | <17 | ED                | -                                   | 0 ... +35                        |
| 300061.00218                       | 34            | 37                  | 4900           | 4050                 | 109             | 4000                   | ≥80    | <17 | ED                | -                                   | 0 ... +35                        |
| 300061.00220                       | 53            | 58                  | 7100           | 5900                 | 102             | 3000                   | ≥80    | <17 | ED                | -                                   | 0 ... +35                        |
| 300061.00221                       | 53            | 58                  | 7350           | 6100                 | 105             | 4000                   | ≥80    | <17 | ED                | -                                   | 0 ... +35                        |
| 300061.00217B                      | 34            | 40                  | 4700           | 4050                 | 101             | 3000                   | ≥80    | <17 | EM 3h             | 180                                 | 0 ... +30                        |
| 300061.00218B                      | 34            | 40                  | 4900           | 4050                 | 101             | 4000                   | ≥80    | <17 | EM 3h             | 190                                 | 0 ... +30                        |
| 300061.00220B                      | 53            | 61                  | 7100           | 5900                 | 97              | 3000                   | ≥80    | <17 | EM 3h             | 270                                 | 0 ... +30                        |
| 300061.00221B                      | 53            | 61                  | 7350           | 6100                 | 100             | 4000                   | ≥80    | <17 | EM 3h             | 285                                 | 0 ... +30                        |
| 300061.00219                       | 34            | 37                  | 4900           | 4050                 | 109             | 4000                   | ≥80    | <17 | DALI              | -                                   | 0 ... +35                        |
| 300061.00222                       | 53            | 58                  | 7350           | 6100                 | 105             | 4000                   | ≥80    | <17 | DALI              | -                                   | 0 ... +35                        |

Luminous flux tolerance +/- 10%.


| Code                                | Dimensions [mm]<br>L W H | Mounting dimensions [mm]<br>L W | Pallet quantity | Quantity in package | Net weight [kg] |
|-------------------------------------|--------------------------|---------------------------------|-----------------|---------------------|-----------------|
| <b>Louvers: mat aluminum</b>        |                          |                                 |                 |                     |                 |
| 300061.00202                        | 595 595 65               | 600 600                         | 44              | 1                   | 3.0             |
| 300061.00203                        | 595 595 65               | 600 600                         | 44              | 1                   | 3.0             |
| 300061.00204                        | 595 595 65               | 600 600                         | 44              | 1                   | 3.0             |
| 300061.00205                        | 595 595 65               | 600 600                         | 44              | 1                   | 3.0             |
| 300061.00202B                       | 595 595 65               | 600 600                         | 44              | 1                   | 3.0             |
| 300061.00203B                       | 595 595 65               | 600 600                         | 44              | 1                   | 3.0             |
| 300061.00204B                       | 595 595 65               | 600 600                         | 44              | 1                   | 3.0             |
| 300061.00205B                       | 595 595 65               | 600 600                         | 44              | 1                   | 3.0             |
| 300061.00197                        | 595 595 65               | 600 600                         | 44              | 1                   | 3.0             |
| 300061.00200                        | 595 595 65               | 600 600                         | 44              | 1                   | 3.0             |
| <b>Louvers: matt white aluminum</b> |                          |                                 |                 |                     |                 |
| 300061.00217                        | 595 595 65               | 600 600                         | 44              | 1                   | 3.0             |
| 300061.00218                        | 595 595 65               | 600 600                         | 44              | 1                   | 3.0             |
| 300061.00220                        | 595 595 65               | 600 600                         | 44              | 1                   | 3.0             |
| 300061.00221                        | 595 595 65               | 600 600                         | 44              | 1                   | 3.0             |
| 300061.00217B                       | 595 595 65               | 600 600                         | 44              | 1                   | 3.0             |
| 300061.00218B                       | 595 595 65               | 600 600                         | 44              | 1                   | 3.0             |
| 300061.00220B                       | 595 595 65               | 600 600                         | 44              | 1                   | 3.0             |
| 300061.00221B                       | 595 595 65               | 600 600                         | 44              | 1                   | 3.0             |
| 300061.00219                        | 595 595 65               | 600 600                         | 44              | 1                   | 3.0             |
| 300061.00222                        | 595 595 65               | 600 600                         | 44              | 1                   | 3.0             |



## OTHER PICTURES



Mat aluminum louver



Mat white aluminum louver



## ACCESSORIES



150010.00200

Mounting bracket for plasterboard ceilings

Luminous flux tolerance +/- 10%.

## OTHER PROJECTS

---



LUG LED Competence Center, Nowy Kisielin, Poland

Luminous flux tolerance +/- 10%.