

# CP\*Manage Web

Corrosion and Cathodic Protection Data Management, Analysis, and Reporting Data from Remote Monitoring Units, Data Loggers, Manual Test Station Readings

## MEASUREMENT PLUGINS

- Transformer Rectifiers
- Galvanic Anodes
- Polarized Potential
- Line Currents
- Isolating Joints
- Critical Bonds
- Casings
- AC Discharge Devices
- Coupons – AC/DC Current Densities
- ER Probes – Corrosion Rate
- Measurement Surveys

## MEASUREMENTS

- ✓ Instant-off surveys
- ✓ Corrosion Rate
- ✓ CP Efficiency
- ✓ AC and DC Interference
- Corrosion Analysis
- ✓ Coating Condition

## DATA AT YOUR FINGERTIPS - WHEREVER YOU ARE!

CP\*Manage Web is the MetriCorr internet-based system for managing, analyzing, and reporting pipeline corrosion and cathodic protection data. The system receives data automatically from remote monitoring units, by uploading files from data loggers, or simply by manual entry of single measurements performed by the CP technician at test stations.

Measurement surveys like instant-off surveys can be set up and executed across all your MetriCorr units directly from CP\*Manage Web.

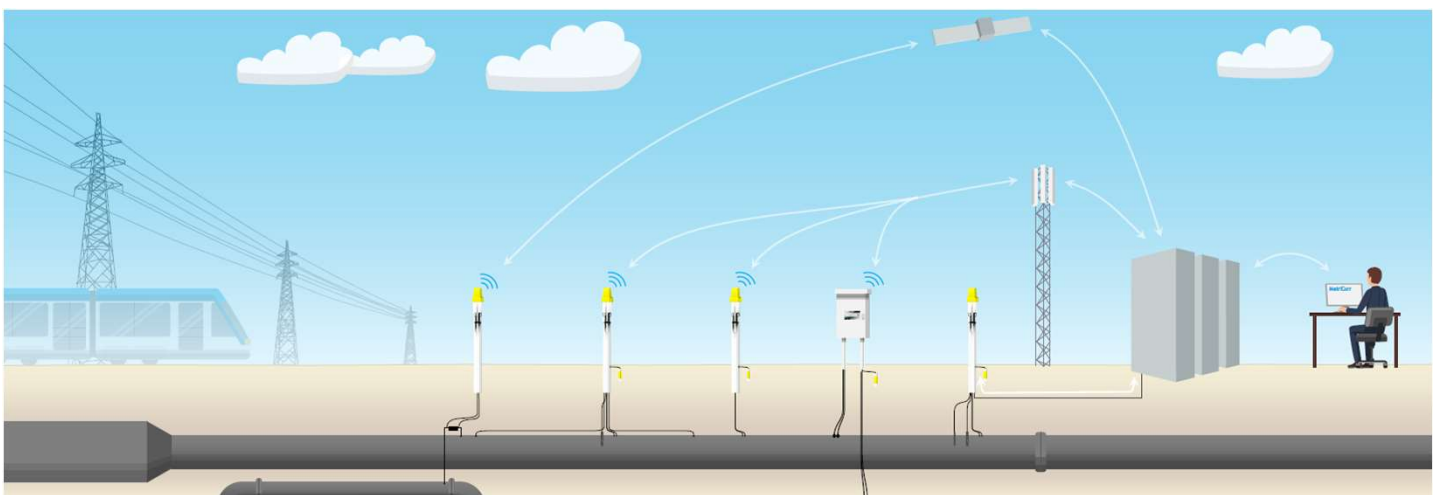
The system facilitates the digital build-up of the pipeline with test stations and associated tag numbers, chainages, and GPS coordinates.

Data are presented in tabular or graphic formats. View time based (historic) graphs for individual test stations, or chainage graphs along an entire pipeline. The system provides a range of analytical tools that tie together corrosion rates with electrical fingerprints such as polarized potential, AC voltage and associated AC and DC current densities. This provides an optimum analysis of CP operation, interference analysis and much more.



The system is based on measurement plug-ins. For instance, a line-current plug-in comprises facilities for reporting line currents and pipeline potentials at individual current spans (test stations). This can be used to analyze the distribution and consumption of the CP current, and to evaluate coating resistance of sections in between the line current measurement facilities.

The ability to export to excel at every level enables additional customized presentation or analysis.



**REMOTE MONITORING INFRASTRUCTURE:** Manage all your MetriCorr units via CP\*Manage Web

ADDITIONAL INFORMATION

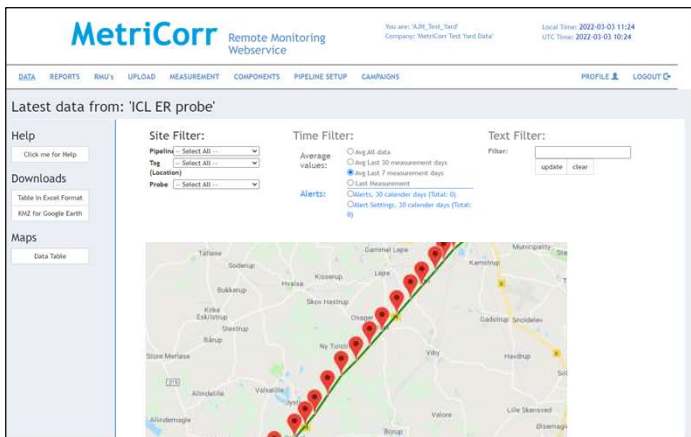
There is so much to show, and a few illustrations doesn't do justice to the many online functionalities. Reach out to a MetriCorr representative for an online demonstration today. CP\*Manage Web is offered as a subscription service with no initial high costs. [info@metricorr.com](mailto:info@metricorr.com) [www.metricorr.com](http://www.metricorr.com)



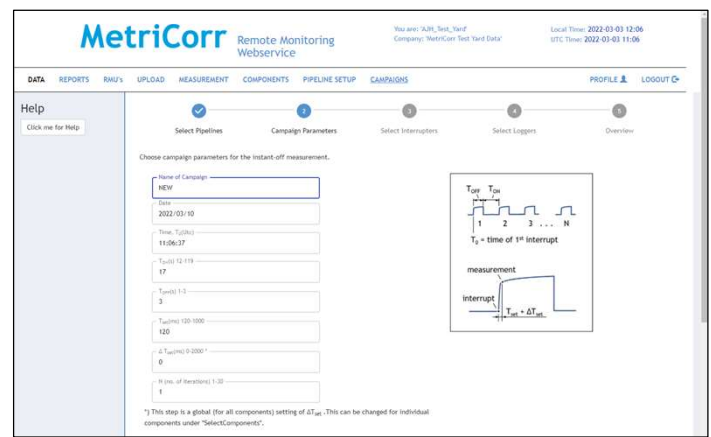
TIME GRAPHS: Continuous insight into CP operation.

Pipeline	Change	Tag (Location)	Sensor S/N	Year	Thickness µm	Edc V	Eff. Coupan V	Eff. Coupan V
MetriCorr Test Yard	1	TPS-1	Pi20307227	3	494.454	-1.683	-1.670	-1.251
MetriCorr Test Yard	2	TPA-1	Pi20307229	0	498.171	-1.697	-1.495	-1.408
MetriCorr Test Yard	6	TPA-2	Pi20307231	6	497.515	-1.721	-1.676	-1.450
MetriCorr Test Yard	7	TPS-2	Pi20307228	12	497.712	-1.711	-1.704	-1.461
MetriCorr Test Yard	9	TestTag	Test_M0A	0	500.000	5.500	5.500	5.000

TABLE: See your system as a whole.



MAPS: See your test-stations and loggers in a map.



SURVEYS: Set up and execute RMU- or manual surveys.

APPLICATION TERMS

**DATA**  
The data belongs strictly to the customer exclusively. No data are visible to another customer. MetriCorr will not have access to customer data unless explicitly instructed to do so by the customer for any reason such as advice regarding interpretation, trouble shooting assistance etc. In such case MetriCorr will need the customers acceptance in writing to create a login. All login activities are visible for the customer from the customer's page.

**HOSTING**  
The hosting has been sourced to a professional hosting company and is established in accordance with the principles of ISO/IEC 27002:2013. The Hosting company has implemented the INTERNATIONAL STANDARD ON ASSURANCE ENGAGEMENTS (ISAE) 3402 on assurance reports on controls at a service organization and is audited once a year. The auditor's report is available to MetriCorr who will be evaluating the report and take appropriate action in case of deviations.

**SECURITY**  
The IT equipment (servers etc.) is placed in several data centers located at different geographical locations. The centers have redundancy of all infrastructure components such as power supply, emergency generators, UPS, network, and internet connections. Centers are fenced, and access is given to authorized personnel only. Authorized personnel are re-authorized on a yearly basis. The servers are securely placed behind lockers in a tempered room with automated firefighting facilities

**SURVEILLANCE**  
Automated surveillance is in place on servers, storage systems, networks etc. 24/7/365. Critical alarms are displayed on surveillance screens and forwarded as well as text messages to personnel on duty. Sensor surveillance regarding power supply, temperature, water, humidity, and fire is implemented at all data centers. Camera surveillance is implemented at all data centers

**BACKUP**  
All data are cross backed-up between the physically isolated data centers. The application offers the possibility for customers to back-up their own data by a download procedure.

**UPTIME**  
An uptime of the servers of 99.5% is guaranteed by the host. No single downtime shall exceed 10 minutes. MetriCorr keeps documented information on downtime as part of our audited ISO 9001:2015 Quality Management System.