

# Agent Antons 10-venner spil



Spil 4 på stribe. Til denne aktivitet skal I være 2. I skal bruge en 6-sidet terning og to farveblyanter/centicubes i 2 forskellige farver.

Slå med terningen. Find tallets 10-ven, og farv feltet.  
Den der får 4 på stribe først, har vundet.



6	5	4	9	7	8	7	6	5
6	4	6	5	4	9	5	6	8
9	7	6	8	7	5	9	8	7
5	8	9	4	6	8	7	5	4
4	7	6	5	8	5	4	6	9
8	6	4	7	5	8	9	8	9
5	9	5	8	7	9	6	9	4
4	7	4	5	6	7	8	9	8
9	7	4	6	9	8	5	7	4

# Agent Antons 10-venner spil



Spil 4 på stribe. Til denne aktivitet skal I være 2. I skal bruge en 10-sidet terning og to farveblyanter i to forskellige farver.

Slå med terningen. Find tallets 10-ven og farv feltet.  
Den der får 4 på stribe først, har vundet.



10	8	7	4	2	1	3	5	9
6	9	5	8	7	4	1	3	2
7	5	6	9	3	8	7	4	10
10	1	8	4	7	6	2	3	5
4	2	9	5	10	7	6	3	8
5	1	10	7	6	9	4	8	2
1	3	7	5	8	10	4	2	6
9	8	5	6	4	9	7	1	3
10	2	9	8	6	5	4	7	1

































# Agent Antons 10-venner spil



Til denne aktivitet skal du bruge to 6-sidet terninger.  
Slå med terningerne og tegn det antal øjne du slår.

Hjælp Agent Anton med at finde ud af om de 2 tal er 10-venner.  
Sæt et  $\times$  eller  $\checkmark$ .



 $+$  $\times$	 $+$ 
 $+$  $\checkmark$	 $+$ 
 $+$ 	 $+$ 
 $+$ 	 $+$ 
 $+$ 	 $+$ 
 $+$ 	 $+$ 
 $+$ 	 $+$ 
 $+$ 	 $+$ 



































# Agent Antons 10-venner spil



Til denne aktivitet skal du bruge en 6-sidet terning.  
Slå med terningerne og tegn det antal øjne du slår.

Skriv derefter tallets 10-ven og resultatet.



 +  = 10	 +  =
 +  =	 +  =
 +  =	 +  =
 +  =	 +  =
 +  =	 +  =
 +  =	 +  =
 +  =	 +  =
 +  =	 +  =