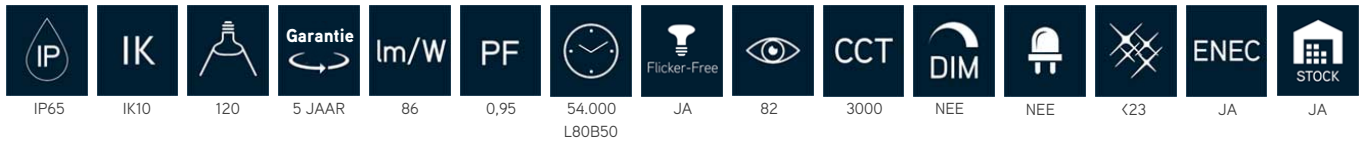


LED armatuur SOLA voor wand- of plafondmontage. Slagvaste polycarbonaat behuizing IP65 IK10. Voorzien van 'toolless' aansluitklemmen voor een snelle en makkelijke montage. Met kabelingangen langs boven en zijkant. Met ingebouwde microwave sensor en noodunit 3 uur 3W 250/300lm. Detectiebereik tot 9 meter bij muurmontage.



### Technische eigenschappen

|            |               |
|------------|---------------|
| Referentie | SO183SDE      |
| EAN code   | 5420076217648 |
| ETIM code  | EC002892      |

### Elektrische eigenschappen

|                        |         |
|------------------------|---------|
| Systeem vermogen (W)   | 18      |
| LED vermogen (W)       | 17      |
| Aansluitspanning (Vac) | 200-240 |
| Frequentie (Hz)        | 50      |
| Driver inbegrepen      | ja      |
| Driver intern/extern   | intern  |
| Driver merk            |         |
| Driver referentie      |         |
| Dimbaar                | nee     |
| Flicker free           | ja      |
| Power factor           | 0,95    |
| THD                    |         |
| Driver output (V)      | 27-42   |
| Driver output (mA)     | 500     |
| Energie klasse         | A+      |

### Afmeting en materiaal eigenschappen

|                      |               |
|----------------------|---------------|
| Afmetingen (LxBxH)   | 290x290x103mm |
| Gewicht (kg)         | 1,675         |
| Kleur                | wit RAL9003   |
| Werktemperatuur (°C) | -20~+50       |
| IP waarde            | IP65          |
| IK waarde            | IK10          |
| UV bestendig         | ja            |
| Zeewater bestendig   | nee           |
| Aantal in bulk       | 4             |
| Aantal op pallet     | 132           |
| Minimum bestelaantal | 1             |

### Lichttechnische eigenschappen

|                        |                 |
|------------------------|-----------------|
| Lichtbundel(°)         | 120             |
| Kleurtemperatuur (K)   | 3000            |
| Kleurweergave CRI      | 82              |
| UGR                    | <23             |
| Kleurvastheid SDCM     | 3               |
| Lumen output (Lm)      | 1550            |
| Lm/W                   | 86              |
| Flux code              | 47 78 94 100 95 |
| Ledchip                | SMD2835         |
| Ledfabrikant           | Hongli          |
| Aantal LEDs            | 99              |
| Aantal op 16A C curve  | 38              |
| Aantal op 16A D curve  | 60              |
| Fotobiologische klasse | RG1             |

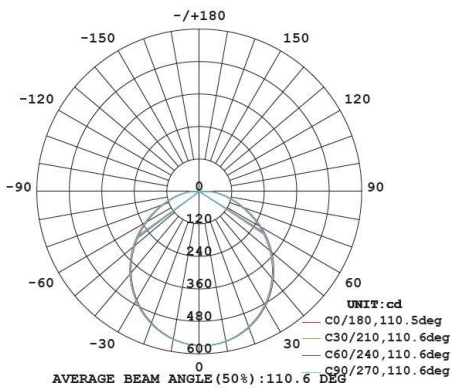
### Garantie en certificatie

|                 |               |
|-----------------|---------------|
| Levensduur (u)  | 54.000 L80B50 |
| Garantie (jaar) | 5             |
| ENEC            | ja            |


### Instelmogelijkheden detectie

|                      |                      |
|----------------------|----------------------|
| Detectie gebied      | 10-50-75-100%        |
| Tijd 100% output     | 30s-3m               |
| Daglicht sensor (lx) | 2lux-10lux-50lux-off |
| Tijd dimniveau       | 0s-30s-10m-off       |
| Dimniveau (%)        | 10%-30%              |
| Master/slave functie | nee                  |

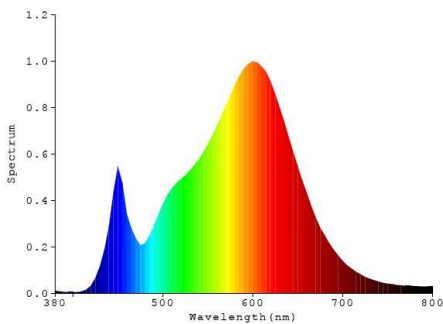
## Lumen distribution



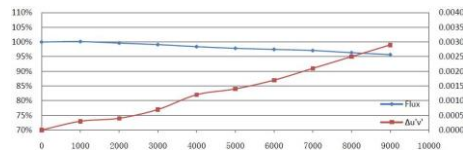
## Distance curve:



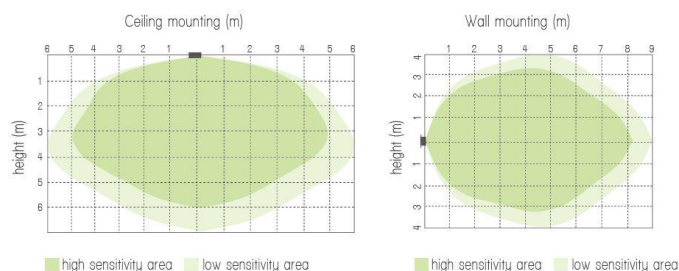
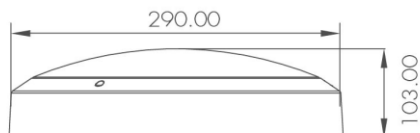
## Spectrum distribution



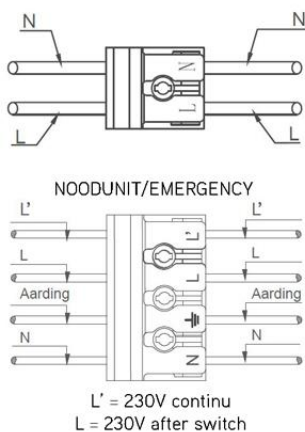
## Lumendrop



### Afmetingen



### Aansluitschema



| Detection area |                                     |                                     | Hold-time                           |      | Daylight sensor                     |                                     | Stand-by period                     |                                     | Stand-by dimming level              |                                     |
|----------------|-------------------------------------|-------------------------------------|-------------------------------------|------|-------------------------------------|-------------------------------------|-------------------------------------|-------------------------------------|-------------------------------------|-------------------------------------|
|                | 1                                   | 2                                   | 3                                   |      | 4                                   | 5                                   | 6                                   | 7                                   | 8                                   |                                     |
| I              | <input checked="" type="checkbox"/> | <input checked="" type="checkbox"/> | <input checked="" type="checkbox"/> | 30S  | <input checked="" type="checkbox"/> | <input checked="" type="checkbox"/> | <input checked="" type="checkbox"/> | <input checked="" type="checkbox"/> | <input checked="" type="checkbox"/> | <input checked="" type="checkbox"/> |
| II             | <input checked="" type="checkbox"/> | <input type="checkbox"/>            | <input type="checkbox"/>            | 3min | <input checked="" type="checkbox"/> | <input type="checkbox"/>            | <input checked="" type="checkbox"/> | <input type="checkbox"/>            | <input type="checkbox"/>            | <input type="checkbox"/>            |
| III            | <input type="checkbox"/>            | <input checked="" type="checkbox"/> |                                     |      | <input type="checkbox"/>            | <input checked="" type="checkbox"/> | <input type="checkbox"/>            | <input checked="" type="checkbox"/> | <input type="checkbox"/>            | <input type="checkbox"/>            |
| IV             | <input type="checkbox"/>            | <input type="checkbox"/>            |                                     |      | <input type="checkbox"/>            | <input type="checkbox"/>            | <input type="checkbox"/>            | <input type="checkbox"/>            | <input type="checkbox"/>            | <input type="checkbox"/>            |
|                |                                     |                                     |                                     |      |                                     |                                     |                                     |                                     |                                     |                                     |
|                |                                     | 100%                                |                                     |      |                                     | Disable                             |                                     | 0S                                  |                                     | 10%                                 |
|                |                                     | 75%                                 |                                     |      |                                     | 50lux                               |                                     | 30s                                 |                                     | 30%                                 |
|                |                                     | 50%                                 |                                     |      |                                     | 10lux                               |                                     | 10min                               |                                     |                                     |
|                |                                     | 10%                                 |                                     |      |                                     | 2lux                                |                                     | +∞                                  |                                     |                                     |