

Matematikkhefte 1.klasse

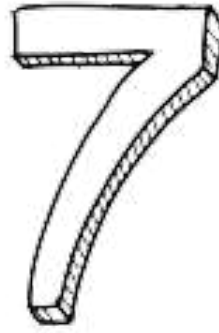


Navn: _____

Klasse: _____

Fargelegg tallene


Fargelegg tallene i samme farge som sirkelen.




Fargelegg riktig antall

Fargelegg så mange som tallet viser.


Fargelegg: **8 epler**



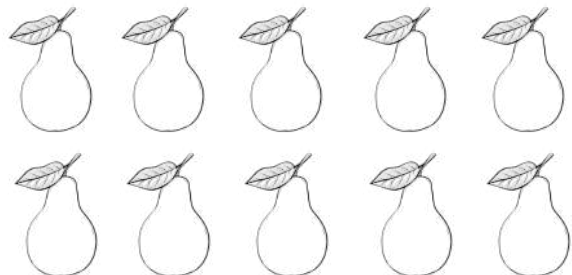
Fargelegg: **4 bananer**



Fargelegg: **6 jordbær**









Fargelegg: **3 pærer**



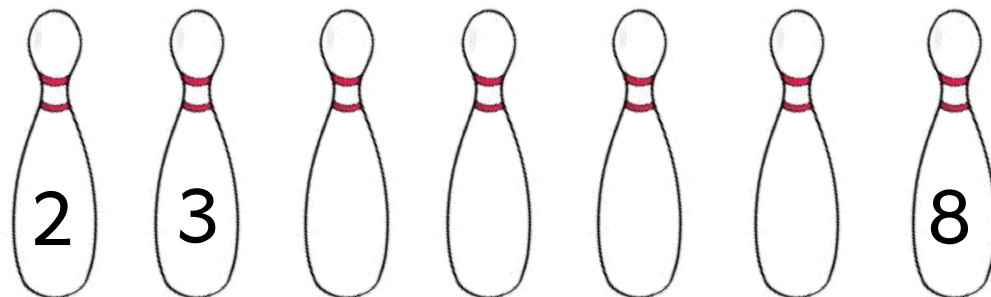
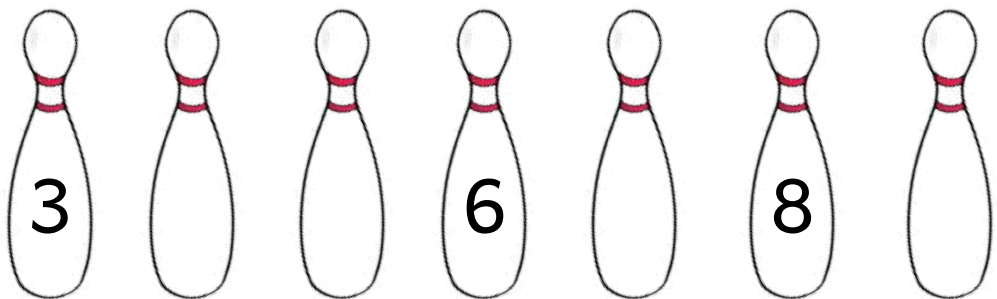
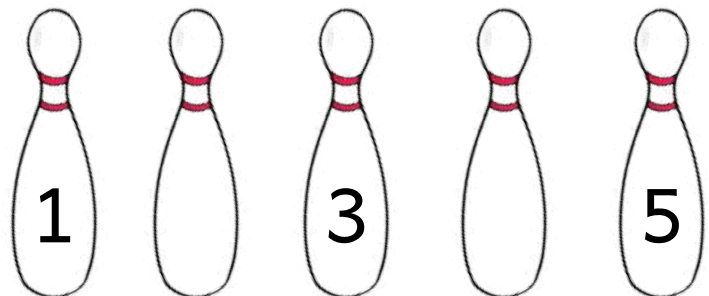
Fargelegg bjørnen

Fargelegg bildet med riktig farge.




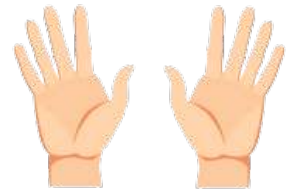
Tallrekke

Skriv de riktige tallene på kjelelene.



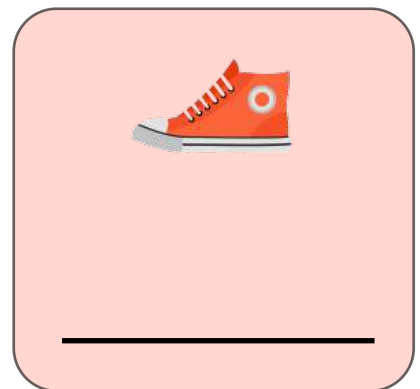
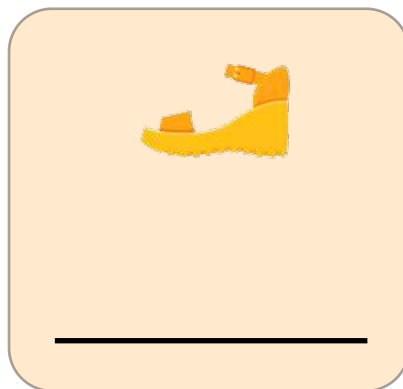
Hvor mange er det?

Tell hvor mange det er.
Skriv tallet på linjen.



Hvor mange sko er det?

Hvor mange er det av hver sko?



Finn like tall

Sett en strek mellom de tallene som er like.

4

8

1

2

4

5

2

7

3

9

5

3



7

1

9




6

8

6


Finn samme antall

Sett strek mellom to sirkler med like mange figurer.




Del inn i 5

Del pingvinene inn i grupper på 5.




Samme antall

Sett strek fra figurene til rett tall.



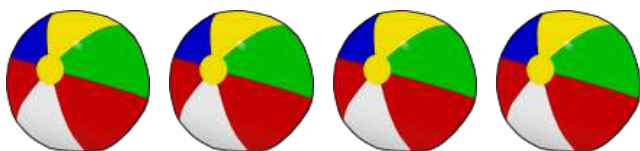
10



4



8



6

Hvor mange mål?

Regn ut den totale målskåren.



3



VS

1



4

2



VS

3



4



VS

4



8



VS

1



2



VS

5



3




VS

6



Tell pengene

Tegn pengene.

 = 1 kr.



2 kr.

6 kr.

9 kr.

7 kr.

4 kr.