

# Engelsk

## Christmas



Navn:

Målgruppe:

- 2.klasse


- 3. klasse



# 1. Christmas Maze



Can you help Santa Claus?





## 2. Which gift for who?



Tegn streker fra tingene til personene som ønsker seg dem.



Ball



Car



Teddy bear





# 3. Draw Jingle Bells



Tegn streker mellom tallene i rett rekkefølge, og se hva det blir!



25

27 24

28

23

26

22

21

20

19

18

17

16

15

14

13

12

11

10

9

8

7

6

5

4

3

2

1

26

29

22

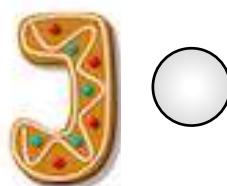





# 4. It starts with the letter...



Sett et kryss ved forbokstaven til figuren under.

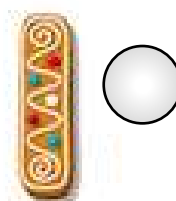
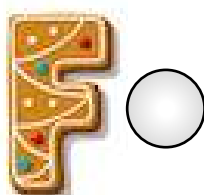
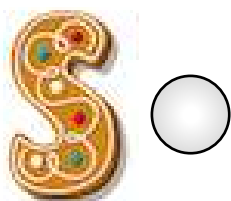




# 4. It starts with the letter...



Sett et kryss ved forbokstaven til figuren under.





## 4. Write the words...



Sett strek fra figuren til det riktige ordet.



Bells



Santa Claus



Snowman



Christmas tree





## 5. Decorate the Christmas Tree with me



Dekorér juletreet med forskjellig julepynt. Klipp ut julepynten på neste side og lim den på juletreet under.





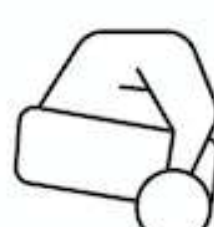
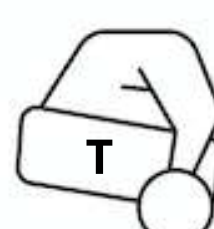
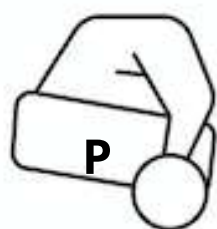
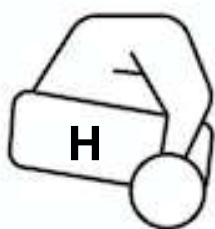
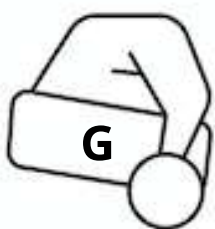
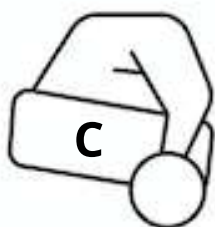




# 6. Christmas Alphabet



Fyll ut resten af alfabetet.






# 7. Gingerbread cookies!



Sett en ring rundt antallet pepperkaker som barna ønsker.



I want

7

Seven

gingerbread cookies



I want

3

Three

gingerbread cookies





# 8. Draw a picture...



Tegn ordet.

Bells

Snowman

Santa Claus

Christmas tree

