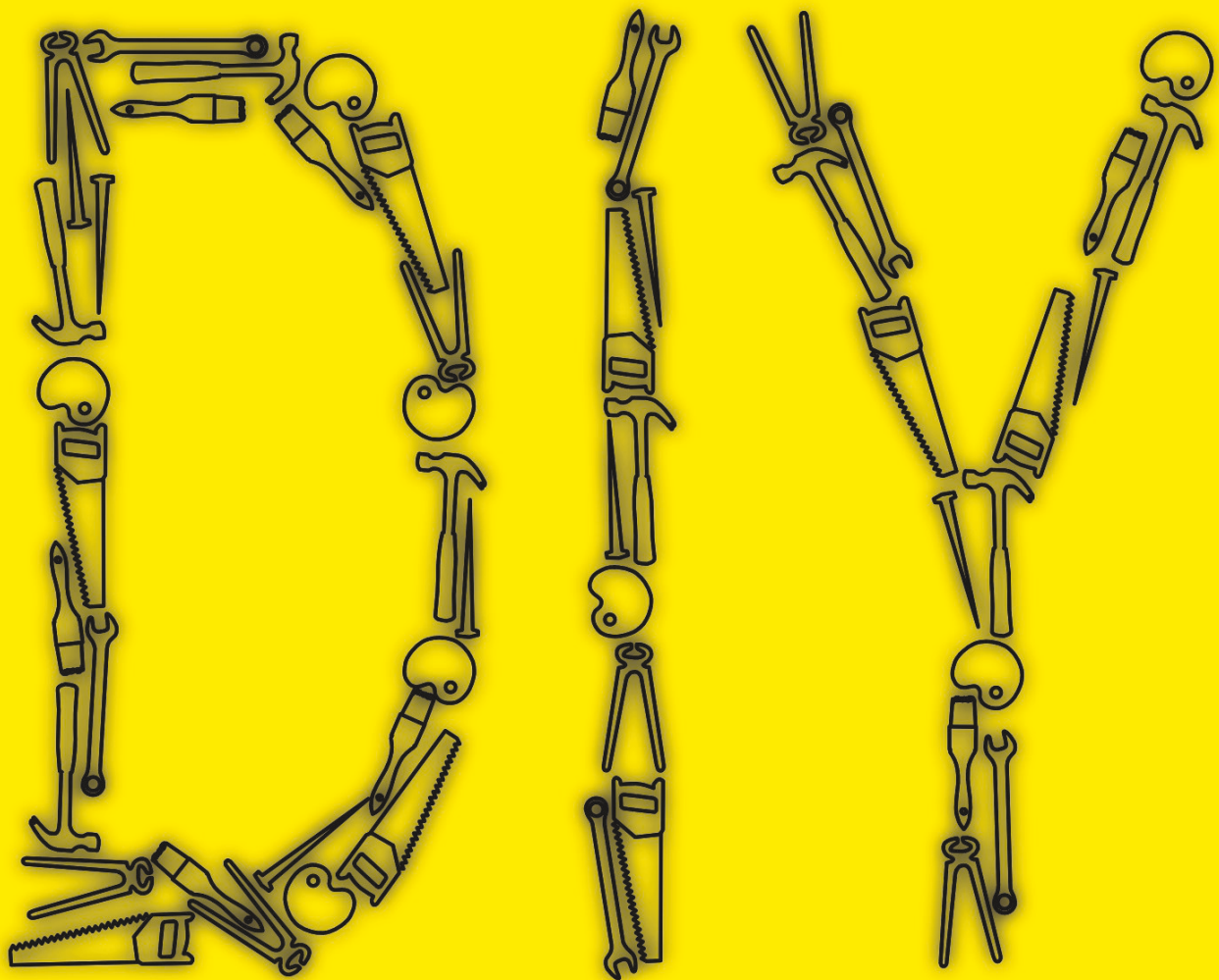


DRU DEN

Nummer 2
2018





AkzoNobel

CONTENTS

Editorial 3

Movie Review 4

Druiden's guide to boatbuilding 6

True or false: Ernst Kirchsteiger edition 7

GÖR DET SJÄLV 8

Doodle Corner 9

Kattlappen 10

Which Do It Yourself-er are you? 11

Flower time 13

Fun DIY ideas 15

Unleash your creativity 15

EDITORIAL

As Albert Einstein once said, creativity is intelligence having fun.

The theme for the Druiden this time is Do It Yourself- the DIY edition.

DIY is an acronym for a creative project that one can undertake and do by themselves.

With a semester filled with lectures, seminars, assignments and reports, it is important that we find time to re-energise and rejuvenate ourselves. We must find the time to find things that bring us joy, happiness and positivity- for it is known that such projects and tasks help boost efficiency and productivity at work and study.

As always, we at the Informations Committee aim at providing entertaining and informative articles with your unfailing enthusiasm and support as always. In this edition, we have also included a small segment to help bring out your creativity!

We hope you enjoy this edition as much as we loved putting this together.

Warm regards,
Sera Susan Jacob
Redacteur
InfU 2018

Utgåva Maj MMXIX
PUBLISHER:
Manfred Klug
EDITOR:
Sera Susan Jacob
HEAD OF PUBLIC RELATIONS:
Ingrid Isacsson
CONTRIBUTORS:
Erik Robertsson
Ingrid Isacsson
Filippa Wentz
Andrea Öhlander
Daniel Espinoza
Julia Thomasson
Simon Enbom

Druiden utkommer med 4 nummer per läsår (med den facila frekvensen av ett nummer per läsperiod).

Insändare, frågor till frågelådan och andra bidrag mottages gärna på

k-druiden@tlth.se
k-infom@tlth.se

Redaktionen förbehåller sig rätten att förkorta insänt material samt rätten att utesluta kränkande eller stötande material.

TRYCKERI OCH REPRO
Tryckeriet, E-huset



Movie Review of Don Jon

-Erik Robertsson

For a movie labelled a romantic comedy, Don Jon, stood out to me in several ways from other movies of the same genre. Whereas I often feel that romantic comedies lack a compelling story, Don Jon had a refreshingly new tone to the plot. In addition, the movie sticks to its main character, and the main character's personal development as the driving force of the movie, instead of relying on the desire for happiness to be the motivation for the protagonist. And the topics. Don Jon dares to bring up topics related to relationships that other movies avoid such as: masturbation i.e. to "do-it-yourself", porn addiction, and how relationships are formed by stereotypes from different medias. In short, Don Jon thereby becomes a looking-glass into our own lives and aspects of relationships that can be hard to explore single-handily.

Don Jon, Joseph Gordon Levitt's editorial debut, centres around Don Martello, a catholic New Jersey inhabitant, womanizer, and porn addict that "does-it-himself" more often than you would care to know. When Don on a night out with friends meets Barbara, a good-looking blonde played by Scarlett Johansson, Don starts to transform from his womanizer-self to become the boyfriend Barbara expects him to be, which involves going back to school, change of personal habits and a greater involvement of family and friends in their relationship. Without seemingly a word, but with a small bitterness building up inside, Don obliges all Barbara's demands. Except one. When Barbara catches Don watching pornography, she is outraged and disgusted. Desperate to stop the fighting, Don lies to Barbara, saying that the video had been sent to him in an email by a friend as a prank. The lie puts Don in a troublesome position, where his addiction to pornography hinders him from seeing Barbara's point of view and from wanting to make a change. Quitting never becomes a reality, Don only starts to find outlets for his addiction, at places more and less suitable.



As Don takes up school once again through night classes, he meets Esther, a widow who recently lost her son and husband. A weird couple of interactions, the first where Don catches Esther crying during break, and the second being Esther catching Don watching porn in class on his cell phone, give rise to interesting relationship that helps Don grow beyond the façade of change that he put up for Barbara. Esther plays a major part in setting the tone for the ending of the movie. For a movie with the tagline "Everyone wants a happy ending", the finale part of the movie left a bittersweet tone rather than joyous. Even though the ending felt abrupt; the tone the movie set made Don Jon a worthwhile watch.

Don Jon's game changer compared to other romantic comedies is that what plays out on screen is Joseph Gordon Levitt's reflection on how men and women's views of relationships are affected by what media outlets we watch. Don Jon interestingly points out how aspects as one's relationship with pornography can skew one's view of what a relationship can offer.

However, simultaneously Don Jon also addressed how less-taboo media outlets as romantic movies and magazine can build up destructive expectations just as easily.

A tone of bitterness to the end, a great watch, and a story which manages to convey deeper reflections on how we are affected by what we watch. Other movie reviewers might have given an A to Don Jon, and therefore I will not be worse, and Don Jon receives a 11.63 on the pH scale, which is roughly the pH for 1.0 mol/dm³ of A, ammonia.

Don Jon had an interesting take on romantic comedies, as it plays out from the view of an adult movie addicted tough guy.

What I liked about the movie:

- The ending was good, a different twist to the happy endings that usually take place in romantic comedies.
- The theme was interesting and brought up thoughts on trust, porn addiction, and hypocrisy in relationships.
- IT MADE ME THINK

What I didn't like about the movie:

- The comedy was never immensely funny. The comedy worked at occasions, but the concept/story of the movie carried it, not the comedy.
- Very repetitive, a lot of scenes resembled each other.
- Scarlett Johansson's performance felt flat.

Structure:

An introduction to the plot of the movie and what the movie tries to reveal about relationships between men and women.

Body: What makes and breaks the movie, why it works as a movie concept and lead in to the reflections.

Ending: The reflections that the movie actually brought with it.



Druiden's guide to boatbuilding

-Simon Enbom

My section at the carnival went on a cruise on our kick-off. It was a real blast until I got seasick, which left me lying on the floor for the greater part of that Sunday. A lot went through my mind during the close to ten hours I spent there. After questioning my every life choice in a fruitless attempt to find a way to end my suffering, listening to every half-decent song on my phone and attempting to stand up twice, I got a seemingly perfect idea for an article. I should make a boatbuilding tutorial in case any of our readers would like to try the very efficient weight loss method I was experiencing in that very moment.

The basics of the boat is to make use of a hollow waterproof vessel that utilizes Archimedes' principle to push off enough water to keep it afloat. The traditional material used is wood, due to its low density yet relatively good ability to prevent leakage, especially if the surface is treated with a waterproof chemical of the builder's choice. However, you need to be aware if the wood is prone to rotting. Oak is usually a safe bet, and one tree is more than enough to build a skiff (eka, jolle), which is what we will be building.

When you have decided on which tree to use, it is time carve planks and construct the vehicle. But let's face it, you're not going to cut down a tree, so you're using plywood, which is a surprisingly good material and easy to shape. You need to treat the surface though. There are many ways to design the frame, but I would not recommend using the classic shipbuilding technique. In shipbuilding, you usually craft a keel, and go from there. But for those who aren't experienced in the art of shipbuilding, it is a quite difficult task to craft even a mediocre one.

Therefore, I recommend beginning with a set of evenly thick planks, which you align into a wooden floor and cut into your favourite boat shape. You need to create walls as well. This is quite the challenge, but plywood is like previously stated easy to shape. This makes simplifies cutting the plywood sheets into smaller pieces in order to create walls of adequate height that you can mold to fit your previously crafted floor. Use nails and glue to make the parts fit together, and voila, you have a great start.



We need some final touches to turn our joined pieces of plywood into a boat after creating the main frame. A rudder and a centreboard are absolutely necessary. The rudder is a plank on the rear, mainly under water, which you can angle about 180 degrees in order to steer the boat, and the centreboard is a thin piece of wood attached to the bottom of the boat, which stabilizes it. The boat won't move by itself, so we need a way to make it useful. Sails are awesome, but I have nothing remotely close to an idea of how they are properly constructed. But I do know how oars work. Create two loops and nail them onto the top of the skiff's walls, put oars in them and you're good to go. A good idea could be to create a sitting plank in the boat first, so you can be sure that the oars will be placed in a position where they are ergonomic to use. It tends to be easier to accomplish in that order.

Ta-da! The boat is completed! Uppdragsphadders for the regatta: I'm handing over the relay stick, you know what to do.

We claim no responsibility if Titanic 2018 takes place in sjön Sjön.

True or false: Ernst Kirchsteiger edition

-Filippa Wentz

Do it yourself. And who does it better than Sweden's favourite handy man Ernst Kirchsteiger? The man who can turn garden furniture into beautiful decorations covered in moss. He's got everything from 'barefoot carpenter' to 'baker' on his CV, but what he's most famous for is his relaxed outlook on life. So here we have five real and five fake translated Ernst Kirchsteiger quotes for when you want to relax and feel good about procrastinating. Do you know which ones are real?

1. "How come that some firs decide to become Christmas trees while some are just ugly?"
2. "The colour is like a mature older woman who can take care of herself"
3. "Sometimes you have to peel a carrot to be truly happy"
4. "You never feel as rich as when you take out fresh bread from the oven"
5. "Have you ever almost fallen in love with a rock?"
6. "Sometimes you have to ask the room what colour to paint its walls"
7. "Why go the logical way when there are so many other ways to go?"
8. "It's like the singing birds are trying to tell me something very important about life"
9. "Eating fresh strawberries during the summer is like eating a drop of the golden sun"
10. "Chairs are more than something you just sit on, it's something that tells your guests that they are welcome here, welcome to take a seat"

Answers on the last page.

Det var krävande att ta sig fram genom den nyfallna snön. Ett steg fram och tre steg bak. Ljuset från solen var krispigt och vinden stack i kinderna. Lungorna hade svårt att dra in den frusna luften och varje andetag fick inälvorna att skälva. Men dagen var frisk, full av hopp om dagsljus och gladare tider. Hopp om en vår som så smått börjat skymta i horisonten.

När Bert tagit sig upp över krönet på backen slog hjärtat tungt i den massiva hyddan som var hans bröstorg. Den där sista dammsugaren var nog egentligen onödig, sade en liten tunn och obetydlig röst i Berts bakhuvud, men den ignorerade han noga. Efter ytterligare några flåsande metrar nådde han sin oas, och slog sig ned på den snötäckta bänken med tre djupa frustar och två knackande knän. Tur att yllekalsongerna var på idag, tänkte han muntert. Kliande må de vara, men värmen om baken var svårslagen.

Bert lyfte blicken förväntansfullt. Ja, som vanligt var utsikten enastående. Bert smålog och knäppte händerna över kalaskulan. Livet var verkligen gott ibland – här hade Bert för avsikt att sitta tills solen la sig bakom horisonten och kylan kröp sig under skinnet.

Men det var inte längre än att Bert hunnit dra ett njutningsfullt andetag som en högst otrevlig syn kom honom till mötes. Bert skruvade besvärat på sig och kände sin redan ansträngda puls dunka hårdare. Fruntimmer! Fruntimmer var på väg över krönet i riktning mot oasen. Här satt han och skötte sitt eget och så kom de där här och störde det som var hans enda fristad.

Det finns en betydande mängd kullar i det här området – hitta ditt eget! Bert spände ögonen i fruntimret och hoppades att hon skulle försvinna. Tyvärr blev så inte fallet.

”God dag, finns det en möjlighet att jag kan slå mig ned här?” det var en späd liten dam med silvergrått hår, skrynkligt ansikte och varma bruna ögon som uppenbarat sig framför Bert. Bert blängde på henne, men hon log endast tillbaka och slog sig ned utan att vänta på hans svar. Typiskt fruntimmer.

”Jag har sett att du brukar komma hit ganska ofta”, fortsatte hon mjukt, fortfarande med ett varmt leende på läpparna, ”Jag bor precis nedanför kullen ser du.” hon nickade som för att understryka sitt uttalande. Bert satt tyst, väntades på vart hon ville komma med detta.

”Jag tror att det är svårt för individer i vår ålder att hitta vänner att umgås med, vi börjar ju bli med åren menar jag”, hon log varmt igen och Bert satt fortsatt tyst, med händerna krampaktigt knäppta över kalaskulan. ”Kanske vore det inte så tokigt att ta en kaffe då och då och umgås lite? Vi relikter emellan”, det rynkades runt de varma bruna ögonen av det glädjestrålade leendet som fyrades iväg mot Bert. Det träffade honom någonstans i magtrakten så att det nästan gjorde ont och han satt helt tyst en stund, chockad över förslaget och kraften i hennes leende. Det var ett förslag någon aldrig erbjudit honom tidigare. Han stirrade in i de varma bruna ögonen i misstro. Inte kunde hon väl mena honom? Bert var tvungen att gunga lite på huvudet från sida till sida för att få klarhet på tankarna – men sedan reste han sig upp med ett ryck.

”Det kan du ta och göra själv!” orden pressade fram över ett par hårt sammanbitna läppar och Berts hjärta bankade hårt i hyddan när ilskan forsade genom kroppen som en eld. Maken till förslag! Komma och störa honom mitt på ljusa dagen när tillflyktsplatsen var som bäst – och sedan dessutom komma med det absurda förslaget att han skulle umgås med fruntimmer! Nej fy fanders! Bert vände på klacken och gick därifrån med dånande steg. Nu fick det vara nog! Dags att hitta en ny oas...

Men kvar på bänken satt Hilma och såg gubben marschera iväg. Ett litet leende lekte plötsligt över hennes läppar. Slaget var vunnet, tänkte hon segervisst.

DOODLE CORNER!



Kattlappen

-Daniel Espinoza, K14

En flytt av studentlokalerna på Kemicentrum är inte en helt ovanlig företeelse: det som vi numera känner till som "gamla Gallien", dit biblioteket nu ska flyttas, invigdes som studentutrymme så sent som 2008 under namnet Teknologrummet (namnet Gallien tillkom inte förrän 2012). Faktum är att Teknologrummet (TR) har funnits på fem ställen sedan 90-talet: i första korridoren till höger efter att en har gått upp för trapporna vid E-ingången (ungefär vid Sven Lidins kontor); i det som nu är Fysikalisk Kemis lunchrum ('bryggan' mellan de två höga byggnaderna, i närheten av Kristoffer Modigs kontor); det som just nu är Wåtmarken, W-sektionens uppehållsrum i källaren; det ovan nämnda gamla Gallien; och där vi är temporärt just nu, i hus 4. Inklusiv den slutgiltiga platsen i den östra änden av Kemicentrum så blir det totalt sex platser!

Men med varje flytt som sker så försvinner bitvis små artefakter laddade med historia, gammal K-kultur och orimligt invecklade internskämt. En sådan artefakt från senare år är den så kallade "kattlappen" som besmyckade den inre sidan av dörren till herrtoaletten i korridoren som ledde till gamla Gallien.

Historien säger att när TR, senare Gallien, invigdes 2008 så tillkom även en soffgrupp längst inne i ett hörn. Som del av en omåttligt ambitiös vision om att hålla det nya uppehållsrummet evigt fräscht så beslöts det att förbjuda intag av mat i denna soffgrupp. Källarmästeriet satte därför upp en lapp i förebyggande syfte, som löd:



SITT GÄRNA HÄR MEN ÄT DIN LUNCH VID BORDEN – KÄLLARMÄSTERIET

Det är oklart hur det gick till sedan, men med lite konjektur kan vi anta att detta inte var särskilt väl mottaget av studenterna. Så småningom hamnade lappen på sin mer välkända plats inne på herrtoaletten, säkert ett dåd av någon oerhört modig rebell. Texten "Dock bör du supa här" klottrades dit och följdes snart av texten "Jag gör det" och sedan "Alla gör det", som att lappen vore någon slags primitiv föregångare till chattgrupper (detta var trots allt 2008: chattgruppen på Facebook blev inte en grej förrän 2010-2011).

Utöver sitt syfte som en demonstration av denna samtida Che Guevaras missnöje med etablissemanget så fyllde inte lappen någon särskild funktion. I alla fall inte tills någon fick för sig att skriva dit en egen liten rad: "Katt åt lampa, lös i magen".

Vare sig K-aren som skrev detta hade hört ordvitsen innan eller blev inspirerad av ett särskilt obekvämt toalettbesök förtäljer inte historien. Dock blev det starten på en ny trend: en ny ordvits tillkom på lappen ungefär varje år, allihopa kopplade till katters förtäring av gradvis mer bisarra föremål. Detta pågick tills 2014, då populationen ordvitsar plötsligt exploderade och lappen snart var täckt av kattrelaterade ordvitsar av varierande kvalitet. Här följer en bild på lappen i sitt livs senare skede.

Which Do It Yourself-er are you?

-Julia Thomasson

1. What is your favorite colour?

- a) Green
- b) Blue
- c) Pink

2. What is your favorite place?

- a) Toscana
- b) Jem & Fix
- c) The mall

3. Which is the best holiday?

- a) Christmas
- b) Midsummer
- c) International women's day

4. Which hobby do you prefer?

- a) Cooking
- b) Woodworking
- c) Knitting

5. What is a quality in people you appreciate?

- a) A kind heart
- b) Sincerity
- c) Confidence

6. What completes a room?

- a) Candles
- b) A nice shelf
- c) Stickers

7. What is something you struggle with?

- a) Keeping in touch with reality
- b) Handling anger
- c) People

8. What is the most important thing in a project?

- a) Enjoying the process itself
- b) Sticking to the plan
- c) That it looks pretty

9. What is your idea of a perfect evening?

- a) Cooking with friends and a glass of wine.
- b) Relaxing with a glass of scotch.
- c) Demonstrating against something.

10. What style matches you best?

- a) Elegant and homely.
- b) Modern and fresh.
- c) Expressive and colourful.

Count your number of a, b and c. The one you have the most of will equate to one of the following do it yourself-ers!

a)Ernst Kirchsteiger: "Idag ska vi smeka upp ett kök- Today we will fondle up a kitchen"

The most important thing for you is simple but elegant design. The process of a project is just as important as the result. To do it yourself is to enrich your life with beauty and brings happiness in all ways. You enjoy small project as well as big. You very much enjoy cooking and sharing with people you love. Enjoyment, elegance and being cozy are the most important factors of a project.



Source: Jul med Ernst 2015

b)Arga snickaren- (Angry carpenter)- "Händighet är härligt- Handyness is sweet"

When things don't go the way you want them to, it upsets you. Sometimes they even make you scream. When you want something done, it is better to do it yourself.

You are very thorough and make sure everything is done according to regulation and will last for a long, long time. You also realize that an important factor of project are getting along, and will give advice when needed. Thoroughness, honesty and cooperation is something you appreciate.



Source: Magnus Selander, kanal 5

c)Grynet- "Ta ingen skit- Take no shit"

You appreciate smart life-hacks that will make your life easier. You often do your own thing, and don't really care what anyone else thinks about it. You know what you like and you do it full out. When you find something smart or fun to do, you are happy to share it with others and give tips. You are of the mindset that any woman/man can do it themselves. You take no help from any man. You like smart tricks, gadgets and anything pink.



Source:

svt,

<https://www.oppetarkiv.se/video/17596194/grynet-s-megashow>

Flower time

- Ingrid Isacsson

The spring is finally here, the sun shines through my not so clean window and I realize my winter decoration is still there. The cut out snowflakes that have been hanging from my curtain rod since December must away. But what am I going to hang up there instead? I know: flowers. They can stay at my window until winter, so there won't be any need to change the decoration in some months. Perfect!

I've decided to make origami flowers, and here's a description of how to make them if you too feel the need to decorate your room.

Follow the descriptions on pictures a) to f):

a) Start with a square paper. Fold it diagonally and then turn it around. Fold it in the middle. Fold down all three corners to the fourth. (It's easier than it sounds/looks like).

b) Fold the first layer of paper in the square as in the picture. In 10, carefully fold up the first layer until it looks like 11. Then turn the paper and do the steps 7-11 on the other side.

c) Fold up the first layer as in 12, and then fold the paper so that the back meets the back as in 13. Fold up the first layer so that it's pointing directly towards you.

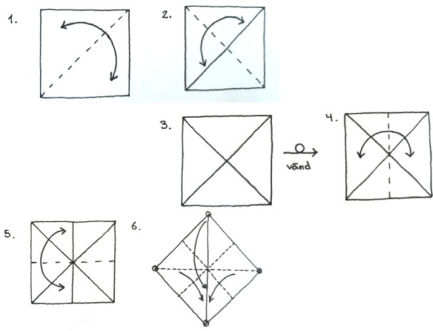
Extend the gap as in 15 and press it to make it flat. It should now look like 16. Turn the paper and do the steps 14-15 on the other side. When you're done, fold it up.

d) Fold the four tips to the middle and turn it around. Put up the small first layer so it points towards you.

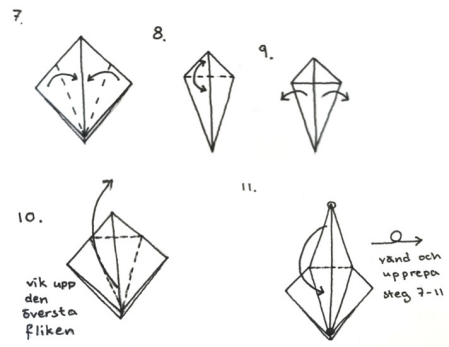
e) Extend the gaps on each side of the layer and put the folded paper in your hand. Put one finger tip in each of the four gaps, and twirl the form until it looks like 23. If needed, use glue to make the rose stay as it is.

f) And... you're done!

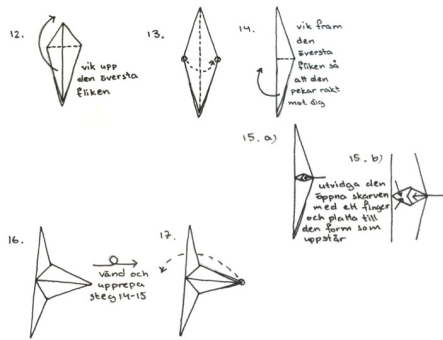
Follow the pictures!



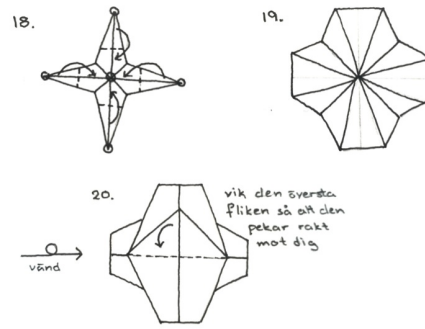
(a)



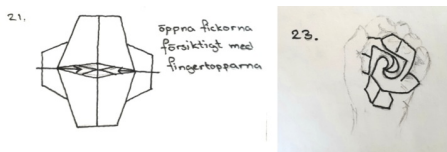
(b)



(c)



(d)




(e)



(f)



Unleash your creativity !



True or false: Ernst Kirchsteiger edition: Answers(True): 1, 2, 4, 5, 7

