




V2 FIBER BLOWING MACHINE

Robust and compact pneumatic operated fiber blowing machine with the unique Joystick controller securing optimal control of the installation. This machine can be configured from 2.4 to 16 mm cable and 7 to 50 mm duct. Anodized aluminum construction makes this machine both lightweight and easy to maintain.



FIBER BLOWING MACHINE FOR CABLE 2.4-16 MM / DUCT 7-50 MM

- Pneumatic operation, double motors.
- Electronic counter for speed and distance.
- Gentle operation with 17.7 inches belt length.
- Display for speed, distance and pressure in duct.
- Max. speed: 656 ft/min, max. pushing force on cable: 123 lbf.
- Adjustable clamping force.
- Works with JetLogger.
- Joystick Controller with forward and reverse function.
- Duct Air Release Valve, making the reduction of air from the duct very fast.

NEW FEATURES & IMPROVEMENTS


- **Larger Display:** Bigger and clearer for better readability.
- **Improved Menu:** Redesigned for easier use.
- **Improved Battery Life:** Up to 50 hours on three AA batteries.
- **Quick Release Belt Drive:** Replace belts in seconds.
- **Quick Screws for Belt Protection:** Fast guard removal/attachment.
- **Water Separator with Auto Drain:** Built-in with automatic drainage.
- **New Aluminum Handle:** Better ergonomic balance.
- **WiFi connection:** For software updates

TECHNICAL DATA


- **Min / Max Pressure:**
145 psi / 232 psi
- **Pushing Force:**
Up to 123 lbf
- **Cable Diameter:**
2.4 - 16 mm
- **Duct Diameter:**
7 - 50 mm
- **Weight:**
Approx 24 lbs
- **Air Connection:**
¾" Claw connector
- **WxHxD:**
420 x 230 x 450 mm
(16.54 x 9.06 x 17.72 inches)



JETTING WORKING TABLE, V2 FIBER BLOWING MACHINE AND JETLOGGER



QUICK RELEASE BELT DRIVE



LARGE DISPLAY



WATER SEPARATOR



V2 DUCT CLAMPS (AVAILABLE IN DIFFERENT SIZES)



AFTERBLOWER



V2 CABLE GUIDE (AVAILABLE IN DIFFERENT SIZES)



V2 TRANSPORT CASE WITH FOAM INSERT



FLOATING KIT



V2 FIXTURE



LUBE AND PNEUMATIC OIL



HANDLE FOR EASY AND SMART TRANSPORTATION

STD CONFIGURATION V2

- V2 Transport Case with foam insert
- V2 fixture
- 1 bottle Micro Duct Lube
- 1 bottle Duct Lube
- 1 bottle pneumatic oil
- Service kit

ACCESSORIES FOR V2

- Working Table
- Afterblower
- Floating kit
- Jetlogger
- Duct clamps
- Cable guides

JETTING GUIDELINE FOR COMPRESSOR CAPACITY

DUCT/PIPE	AIR FLOW	AIR PRESSURE
Up to Ø 0.31 inches	17.64 CFM	145–232 psi
Ø 0.31–0.39 inches	21.17 CFM	145–232 psi
Ø 0.47–0.63 inches	35.31 CFM	145–232 psi
Ø 0.67–0.79 inches	70.63 CFM	145–232 psi
Ø 1.26 inches	247.06 CFM	145–232 psi
Ø 1.57 inches	318.18 CFM	145–232 psi
Ø 1.97 inches	352.74 CFM	145–232 psi