

iriSelect

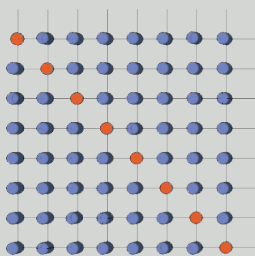
- system control unit and intelligent ptt

Take full advantage of the iriSelect control unit, by defining extra MODE's. Default standard MODE 0 is a full open mode, where everybody can hear everybody, and does not require an iriSelect. The iriSelect MODE switch selects up to 9 more (MODE 1-9) preset audio routing schemes (modes), which is instantly sent to iriSound. Each mode defines the complete port-to-port routing of all audio. For example, you can setup separate intercom nets (groups) and assign individual radios to each net, or any number of radios.*

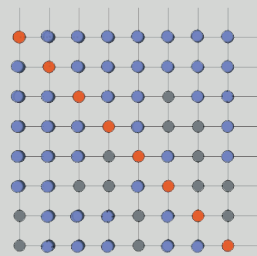


Additional user features can be controlled by the iriSelect control unit. (optional extra)

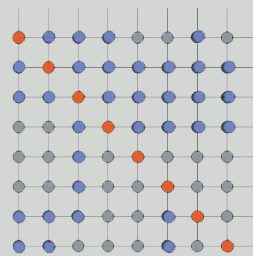
Multiple configuration options (examples)



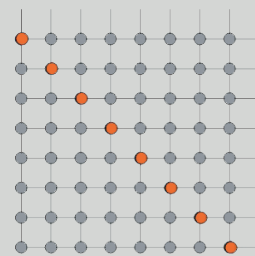
STANDARD
MODE 0



USER DEFINED
MODE 1



USER DEFINED
MODE 2



USER DEFINED
MODE 3

Step 1. (turn page for grid)

First you define each channel on your iriSound, for example:

- Channel 1 Captain
- Channel 2 Co-pilot
- Channel 3 PAX 1
- Channel 4 PAX 2
- Channel 5 PAX 3
- Channel 6 Radio 1
- Channel 7 Radio 2
- Channel 8 N.C.
- Aux. 1 Hailer
- Aux. 2 iriSelect

Learn much more at www.iwcs.eu

Step 2.

Next you select, one by one, who each user can talk to.

- Channel 1 (Captain) can talk to:
- Channel 2 (Co-pilot)
- Channel 3 (PAX 1)
- Channel 7 (PAX 2)

Then repeat the procedure with Channel 2, Channel 3 etc.

Remember this has to be done for each user defined MODE.

Professional support

Our qualified technical staff are ready to help you, should you have any questions.

Step 3.

Create a grid for each mode you need. (Up to 9 + default MODE 0)

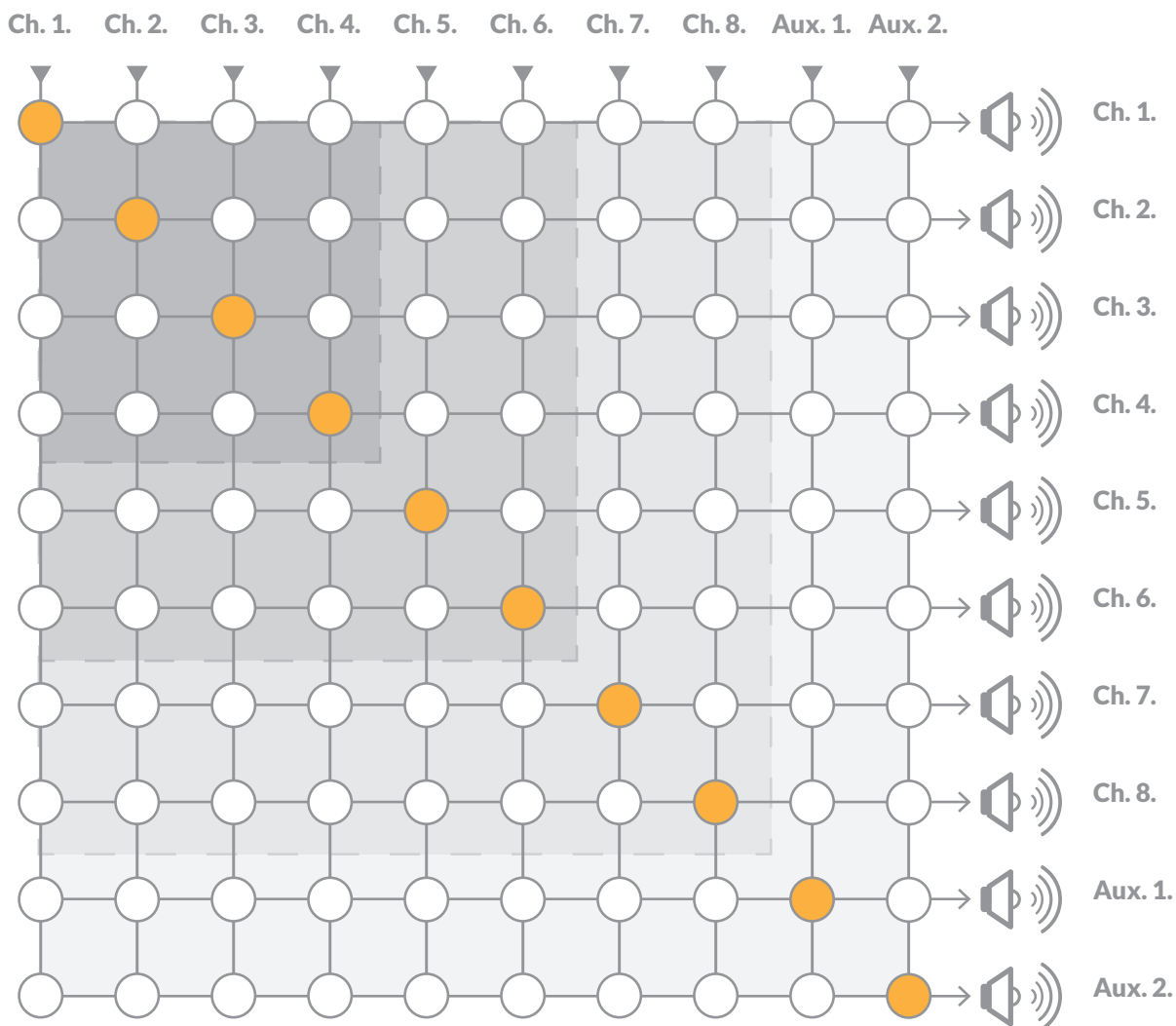
Print the grid(s) and send them to your dealer.

* The individual audio MODEs (1-9) must be defined by the user, and then pre-loaded into iriSelect at the factory. Use the grid on page two for this purpose. A grid is needed for each extra MODE.

iriSelect

- system control unit and intelligent ptt

Take full advantage of the iriSelect control unit, by defining extra MODE's. Fill out the grid and send it to your local iriSelect dealer.



Mode # _____

Signature: _____

Company name: _____

Date: _____