

CZUR Smart Book Scanner M3000 Pro V2

- Model launched in September 2022.
- This introduction updated in October 2022.



Every Page is Scanned Precisely with Utmost Care.

You, and your precious book, deserve the best.

Designed as overhead style, the M series ensures no pressure will be placed on the materials during scanning, meaning the materials will be preserved as the best as possible.

Since released, the M series has impressed the market with its capture quality, productivity and material flexibility.

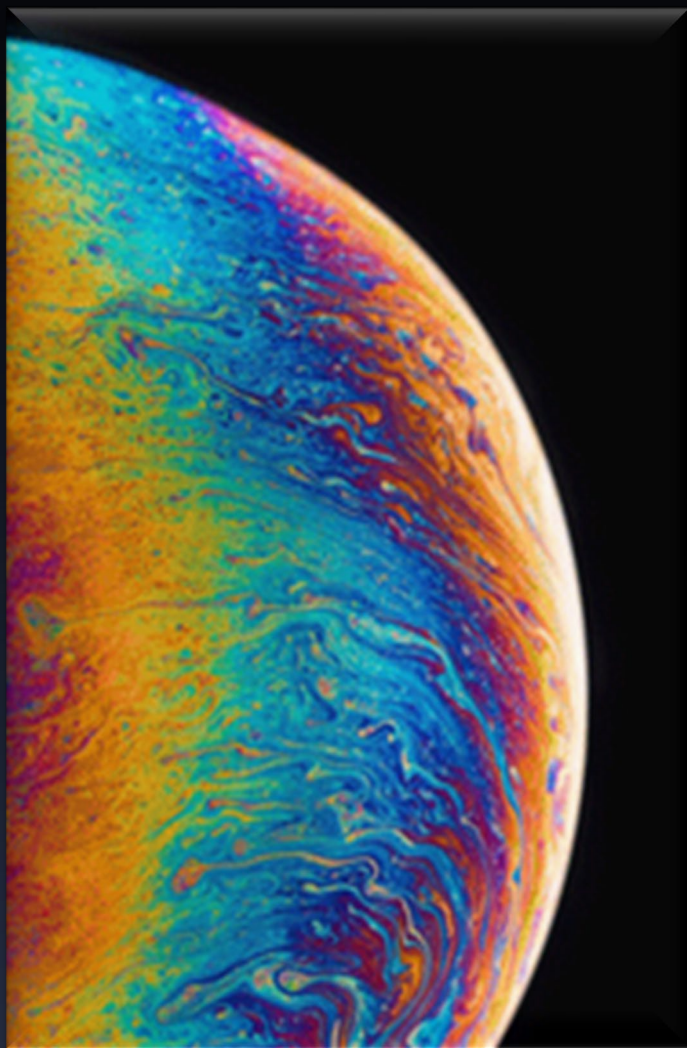
In the year of 2022, We decided to offer a more advanced model under M series, a model with speed up to 1.2 second per scan to CZUR enthusiasts -

The M3000 Pro V2 Professional Overhead Scanner






28 Mega Pixel



360 DPI

24 bit color





Product Overview & Package

Scanner design, package content, packing style.




M3000 Pro V2

Dimensions 505*520*425 MM

Weight 4.5 KG

Package Content - Accessories



Black Work Mat



USB Cable



CD



Getting Started Guide



Instructions



Adapter



Foot Pedal



Converters



Specialized finger cots



Hand button



Side lights

- Instructions may not come in the package. E-version is always available on CZUR website.
- The design of foot pedal and adapter may change but function is the same.

Packing Style

* Photo under natural light.



Main Features

- * Camera, side light, OCR, TFT screen, Cradle, SDK, TWAIN driver.
- * CZUR patented software (no subscription fee).

M3000 Pro V2 has everything you need in order to scan a book efficiently.

- Laser Curve-Flatten Technology that flatten the pages automatically,
- Optical Character Recognition (powered by ABBYY) that turns pages into editable files,
- Book cradle (can be laid flat when not use),
- Auto-alignment, Smart Paging, Auto Mending, Multi-target Scanning and so much more.


You can laser scan an entire book in just minutes.

Laser Curve-flattening Technology



As the inventor of this technology and the patent owner, the curve flattening result from a CZUR book scanner is always better than our follower.

Optical Character Recognition



ABBYY

Optical Character Recognition

OCR is powered by ABBYY.

An OCR engine will be able to provide the best performance with a high-resolution image produced by CZURM3000 Pro V2 scanner.


Side Light - Reduce Reflection



If you use a scanner often, you must have the experience of having trouble adjusting the lighting or the scanned materials just in order to reduce the reflection when scanning glossy materials.

With CZUR side light, you just need to switch it on, the reflection will be greatly reduced!

TFT Pre-view Screen



If the user is not looking from the computer screen when under heavy load of scanning tasks, this TFT pre-view screen will be a good help making sure the scanned materials are within the scanning area.

Various Methods to Trigger Scan

Intuitive Operation

Scan in Every Way.



Hand Control



Pedal Control



Press Button Control



In-Software Control



Auto Scan

Software Function

Smart Paging, Auto-mending, Multi-target Scanning, Combine Sides, OCR...

Smart Paging

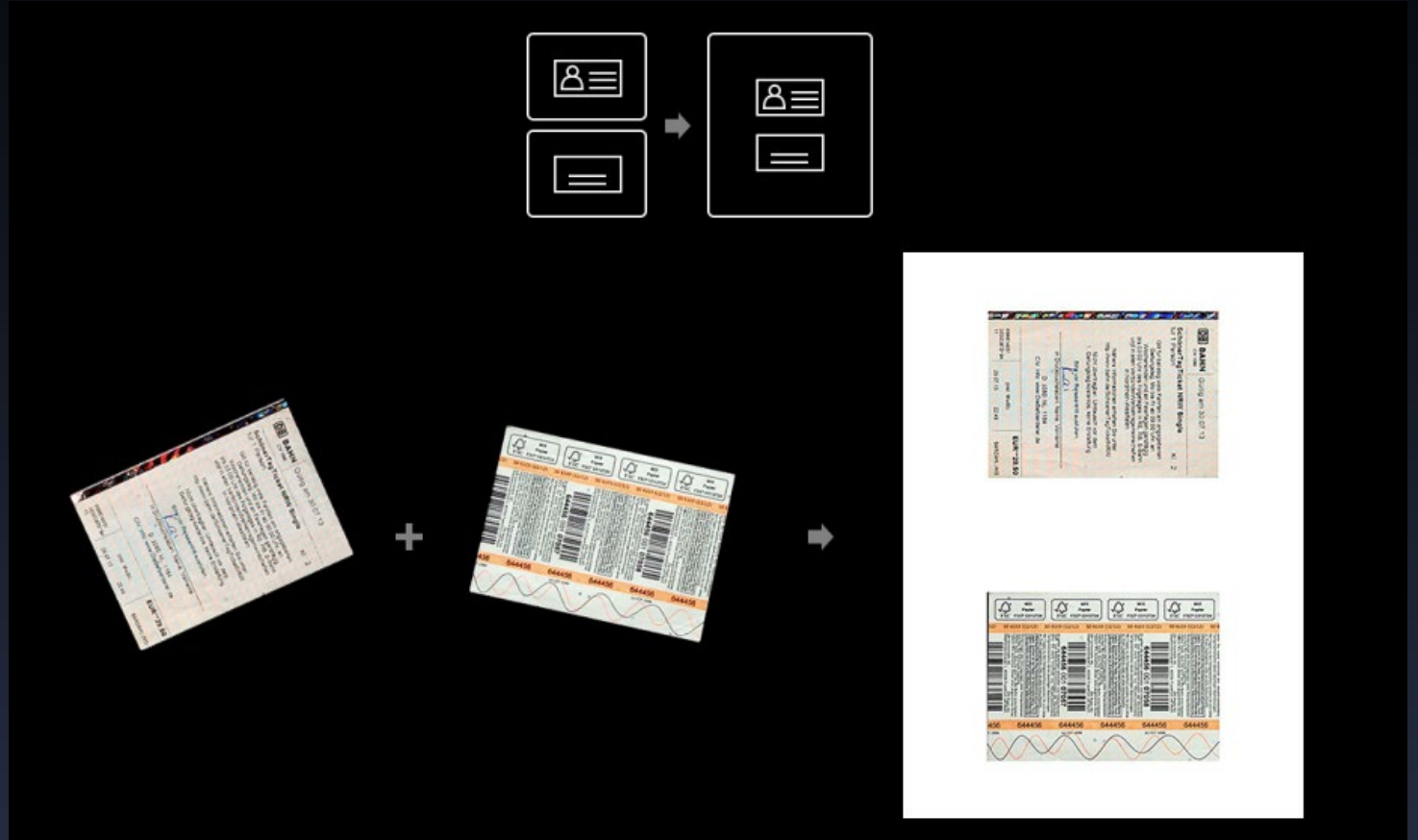
Thanks to CZUR' s AI algorithm, the CZUR scanner software can not only split the left/right side of a book automatically, but also flatten the book curve at the same time.



Combine Sides – Small Items

When scanning items larger than the size of A3 format, user can use the [Combine Sides] function to scan the item side by side, then stitch them together to get an image of the whole item.

Or, when user is scanning an ID or certificate, and wants to have both the front and back side on the same image.



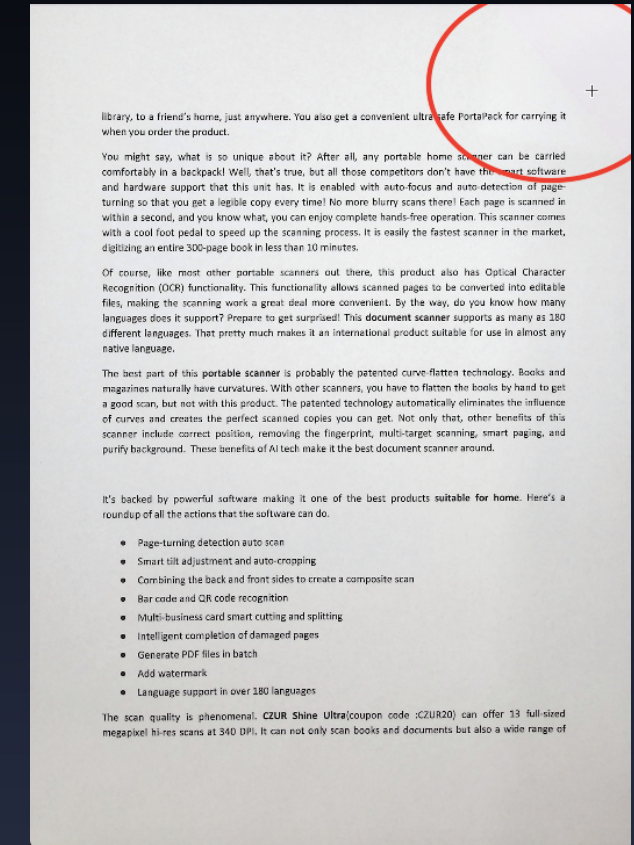
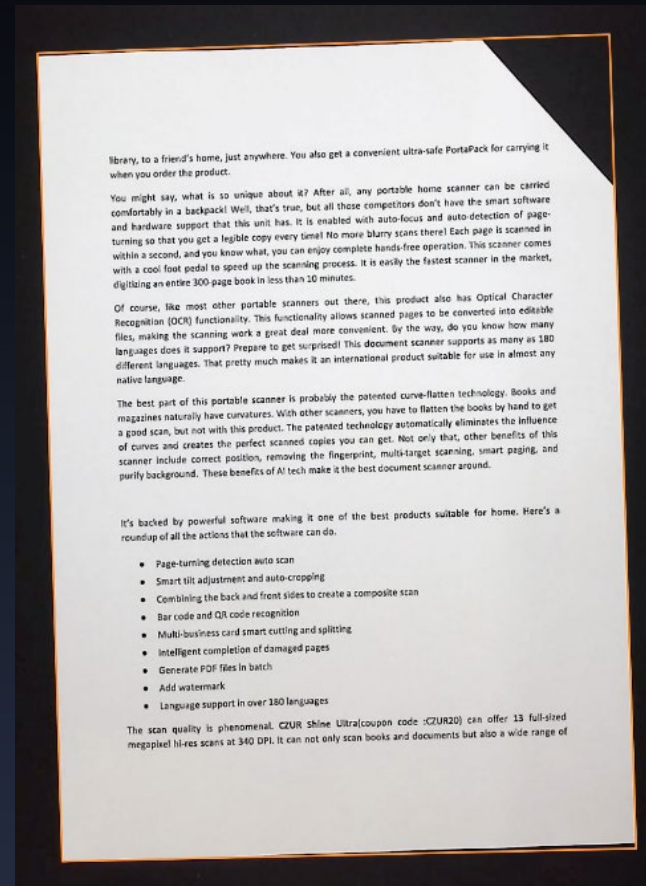
- Youtube video tutorial: <https://www.youtube.com/watch?v=KNglaE2tuMM>
<https://www.youtube.com/watch?v=N40HzNboufU>

Combine Sides – Large Items



Auto Mending

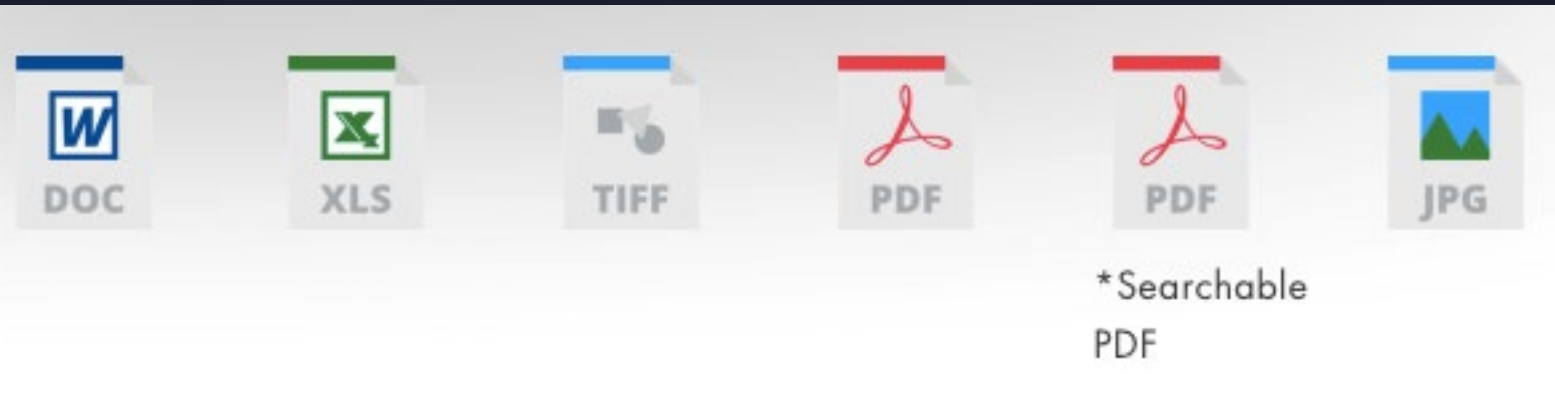
If the files are stapled together, you don't want to remove the staple but still want to have a whole page instead of an image with a missing corner, the [Auto Mending] function will come in handy.



OCR


Digital Files in Different Formats.

Scan once, output in a variety of different file formats.



Multi-target Paging

Auto-alignment



Blank Page Detection

If you are scanning a book with many blank pages, you can use this function to locate all blank pages and delete them all at once.



Hole Filling

If you scan items with punched holes, you can use this function to fill the holes to make the scanned page look better.



Add Watermark

You can add water marks to the scanned files using CZUR scanner software.



Antiquarian Mode

When scanning ancient books, there might be holes or damage on the item, you can use this function to fill the empty parts with a similar page color.



Visual Presenter



- Standardize file size and quality
- Set scan control hot keys
- Recognize Barcode & QR Code
- Adjustment settings:
DPI, resolution, exposure, color intensity...
- Five color modes
- SDK and TWAIN support
- Multi-target scanning:
Box-select areas to scan.

There' re more to discovered...

Some Customer Reference

* The M3000 Pro model, not M3000 Pro V2 cause this is just launched.

Education

- Pertamina University, Indonesia
- Baruch College, USA
- Prague University of Economics and Business, Czech
- The Université de Montréal, Canada
- Universität Hamburg, Germany
- Natural History Museum, University of Oslo, Norway
- University of Michigan, Dept. of Classical Studies, the USA

Government office & public service

- Administrative office of the City of Knjazevac, Serbia
- The National Museum of Georgia (country)
- Palace of Justice (POJ), The Federal Court of Malaysia
- Dalarnas Museum, Sweden
- Departemental Archive DORDOGNE, France
- Business Operations, Legal Services Branch, Ministry of Attorney General, Canada
- Public Library Jose Alummi of the Province of Chaco Argentina
- National Museum of Korean Contemporary History-South Korea

The end.

CZUR all rights reserved.

www.czur.com