



**Gardner
Denver**

TRANSPORT SOLUTIONS

We keep you moving

Oil Free Screw Compressors XK Range



DRUM
XK|12 XK|18



Advantages at a Glance

Ease of Fitting

With dual input drive rotation, multi outlet port positions, direct PTO input drive speed range and slim profile, the machine is designed to fit within the chassis. Purpose designed ancillaries including mounting brackets, absorptive or reactive silencers and discharge cooler/inlet filter modules provided separately or in several ready-to-fit packages all add to the ease of fitting.

Robust Design

Designed exclusively for the truck market and utilising the 40 years of experience in manufacturing equipment for tank trucks, the XK range gives the robustness required for the truck operation under all conditions.

	XK-12	XK-18
Ambient Temperature Range	-40° – +50° C	-40° – +50° C
Maximum Inlet Depression	100 mbar	100 mbar

Low Discharge Temperature

The special design of the 5-3 rotor configuration and porting results in high efficiency giving the machines the lowest outlet temperatures of any comparable truck mounted compressor. The necessity for air discharge coolers is significantly reduced.

	XK-12	XK-18
Input Speed Range	1,000 – 1,600 rpm	1,000 – 1,800 rpm
Temperature Rise at 1 bar g	107 – 112° C	102 – 113° C
Temperature Rise at 2 bar g	164 – 167° C	156 – 162° C

Packages

The XK machines are available in multiple packages to suit different markets, vehicles and customers with integral or remote coolers, reactive or absorptive silencers.

Value for Money

The XK machines are, by design, the most efficient on the market which is borne out by the low power required for the airflow and pressure produced. Cubic metre for cubic metre, these are the lowest operating cost machines on the market. No extra drive ancillaries, e.g. step-ups, oil coolers or other hidden costs are required with the machines.

Flexibility

Best in class flow range, best in class pressure range. The machines will operate continuously at any pressure and flow within the ranges given allowing all common powders, granules, pellets and feeds to be discharged at optimum rates.

	XK-12	XK-18
Input Speed Range	1,000 – 1,600 rpm	1,000 – 1,800 rpm
Discharge flow 1 bar g	390 – 665 m³/h	541 – 1,105 m³/h
Discharge flow 2 bar g	352 – 625 m³/h	508 – 1,068 m³/h

Reliability

Unprecedented design and testing regime (PAS) provides assured reliability.

Lightweight

Utilising state of the art 3D modelling design and analysis equipment together with modern materials the XK range is the best in class for weight per cubic meter of air delivered.

Best in Class Oil-free Compressors

XK|12

The XK-12 is a robust, medium flow, oil-free, contactless, low maintenance screw compressor designed for the contaminant free discharge of dense bulk powder products (e.g. cement, flour and lime), usually at 1.5 – 2.0 bar g (at the tank) and at up to 2.5 bar g.

XK|18

The XK-18 is a robust, high flow, oil-free, contactless, low maintenance screw compressor designed for the contaminant free discharge of a wide range of product types including granular, pellet, random particle products at 1 – 1.5 bar g (e.g. sugar, plastic granules and animal feeds) with a higher pressure availability.

Inlet Flange

A low profile inlet flange reduces the installation envelope

Moulded Cover

The aesthetically designed GRP cover directs the cooling air over the machine and helps protect the compressor against the worst environmental conditions

Cooling Fan

A centrifugal cooling fan guarantees continuous effective gearbox cooling

Dual Drive Shaft

A through shaft allows CW or ACW input drive rotation

Connecting Flange

A 2 bolt connecting flange allows alternative drives to be used (e.g. hydraulic)

Outlet Ports

An optional outlet flange on either side of the machine increases mounting flexibility

Shaft Cover

The shaft cover protects both the user and shaft against damage

Rotors

Coated steel screw rotors provide maximum strength, performance and corrosion resistance



XK-12 Compressor

XK|12



Maximum discharge pressure: 2.5 bar g
Discharge flow rate 330 – 610 m³/h at 2.5 bar g

Specification

General design

The XK-12 is an oil-free screw compressor comprising synchronised screw rotors, combined main body step up gearcase assembly and inlet bearing carrier.

Mounting

The compact shape and size of the XK-12 make it ideal for mounting inside the chassis on most vehicles to enable low cost direct PTO driving.

A through shaft allows CW or ACW input drive rotation with mounting points on either side of the machine to provide further flexibility.

Drive Options

Prop. shaft drive: Direct from a vehicle PTO

Hydraulic drive: Several drives can be offered depending on the application

Electric motor: Packages on base frames utilising the high input speed version

Engine drive: Packages on base frames utilising the high input speed version

The Standard Package

The standard package consists of the following equipment:

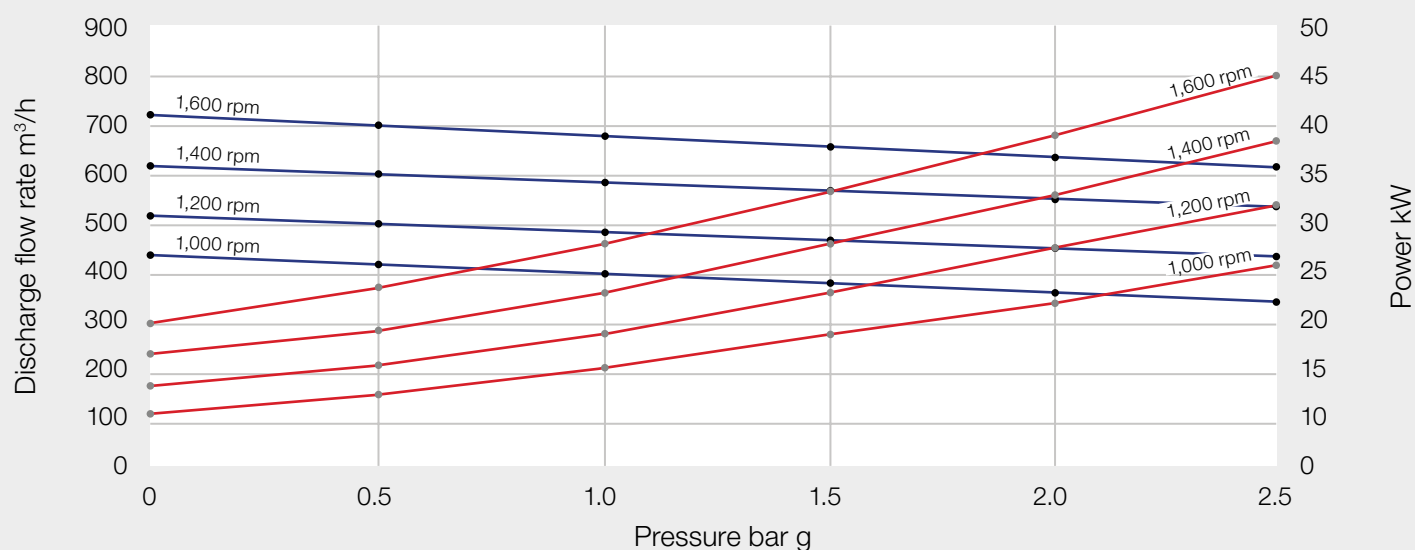
- Basic XK-12 machine and mounting flange pack
- Inlet kit including a cyclonic inlet filter
- Commissioning filter
- Relief valve
- Check valve and flange pack
- Outlet silencer – reactive or absorptive
- Torque limiting coupling

Note: The machine is also available in a high input speed version (1,800 – 2,900 rpm) for diesel engine and electric motor drives.

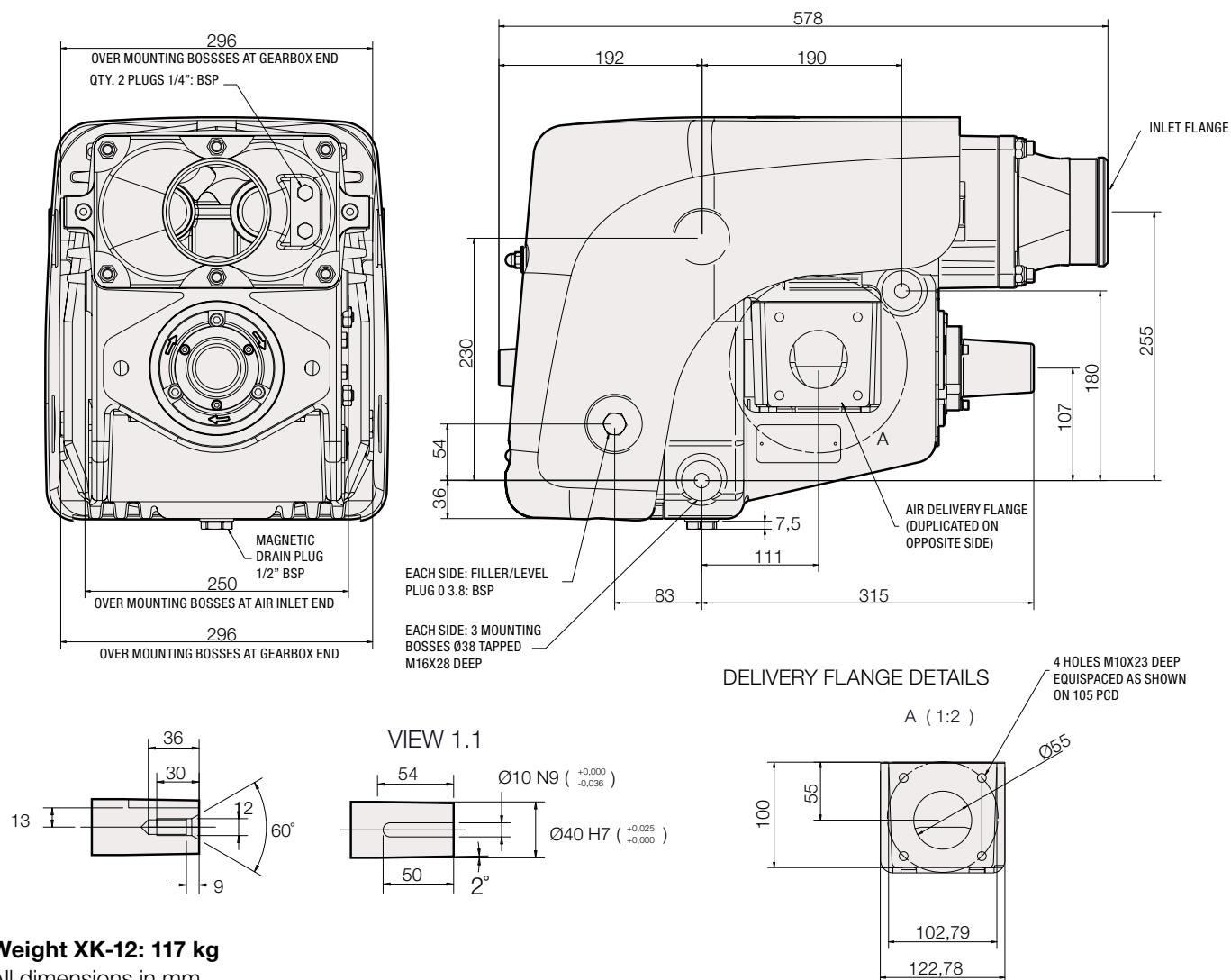
Optional Ancillaries

- Various drive flanges
- Absorptive or reactive silencer
- Various flange pack materials
- Remote air cooler pack
- Delivery filter

XK-12 Discharge Flow and Input Power



Dimensions



Weight XK-12: 117 kg

All dimensions in mm

XK-18 Compressor

XK|18



Maximum discharge pressure: 2.2 bar g
Discharge flow rate 500 – 1,060 m³/h at 2.2 bar g

Specification

General design

The XK-18 is an oil free screw compressor comprising synchronised screw rotors, combined main body step up gearcase assembly and inlet bearing carrier.

Mounting

The compact shape and size of the XK-18 make it ideal for mounting inside the chassis on most vehicles to enable low cost direct PTO driving.

A through shaft allows CW or ACW input drive rotation with mounting points on either side of the machine to provide further flexibility.

Drive Options

Prop. shaft drive: Direct from a vehicle PTO

Hydraulic drive: Several drives can be offered depending on the application

Electric motor: Packages on base frames utilising the high input speed variant

Engine drive: Packages on base frames utilising the high input speed variant

The Standard Package

The standard package consists of the following equipment:

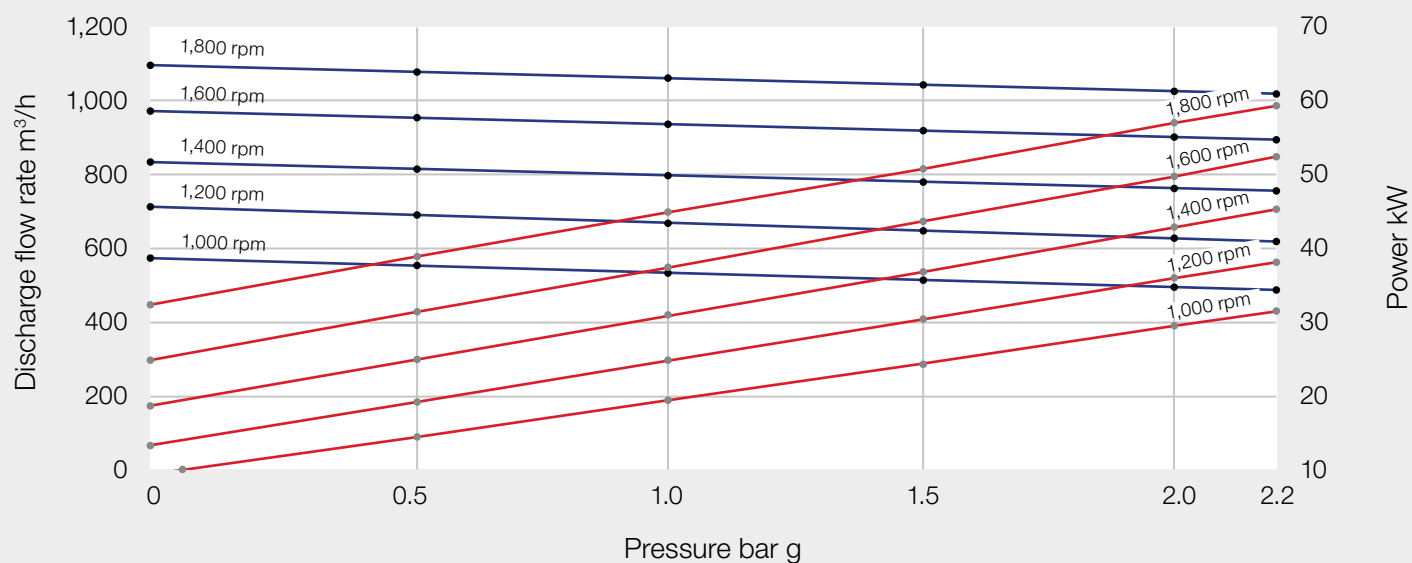
- Basic XK-18 machine and mounting flange pack
- Inlet kit including a cyclonic inlet filter
- Commissioning filter
- Relief valve
- Check valve and flange pack
- Outlet silencer – reactive or absorptive
- Torque limiting coupling

Note: The machine is also available in a high input speed version (1,800 – 3,260 rpm) for diesel engine and electric motor drives.

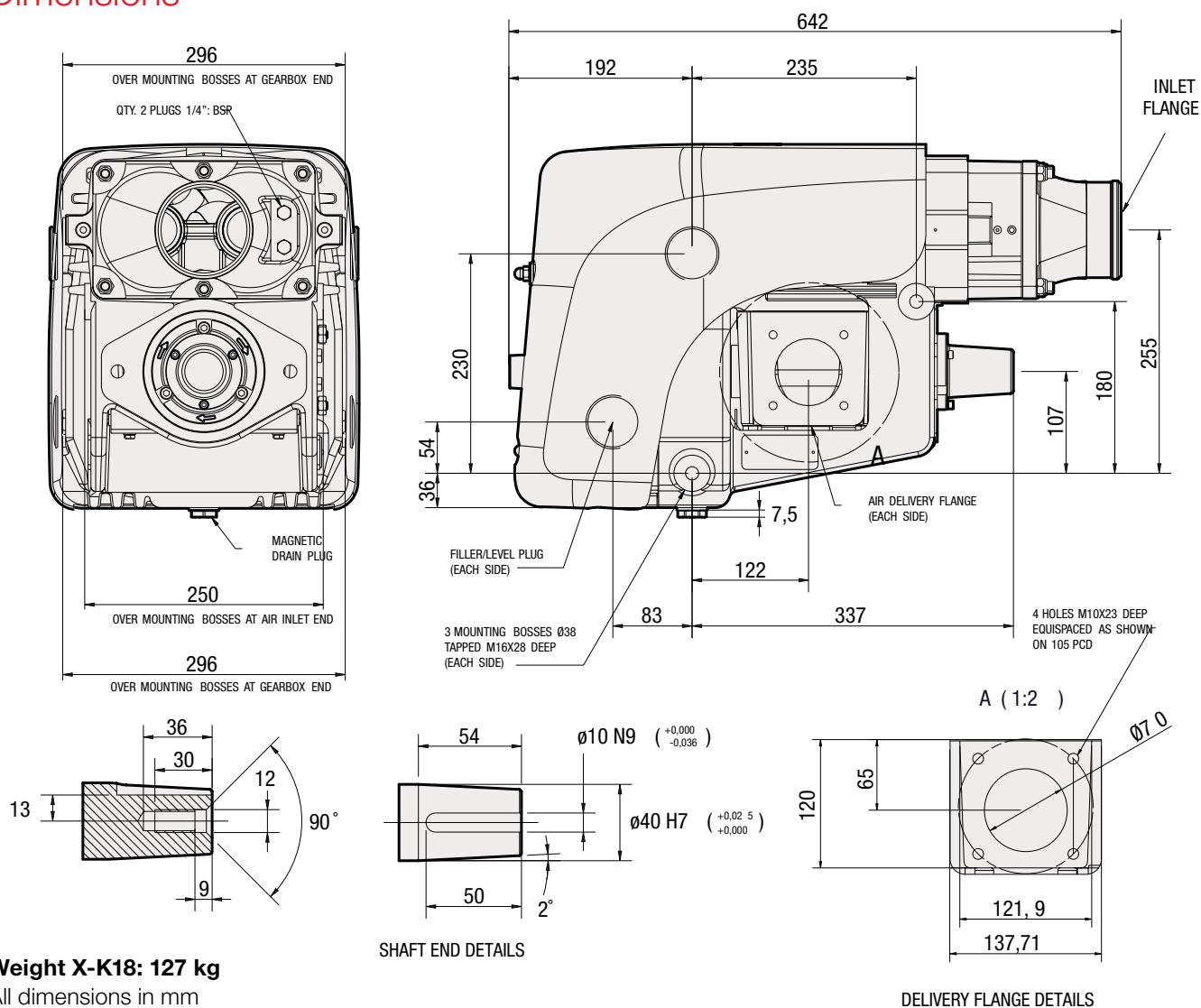
Optional Ancillaries

- Various drive flanges
- Absorptive or reactive silencer
- Various flange pack materials
- Remote air cooler pack
- Delivery filter

XK-18 Discharge Flow and Input Power



Dimensions



Weight X-K18: 127 kg

All dimensions in mm

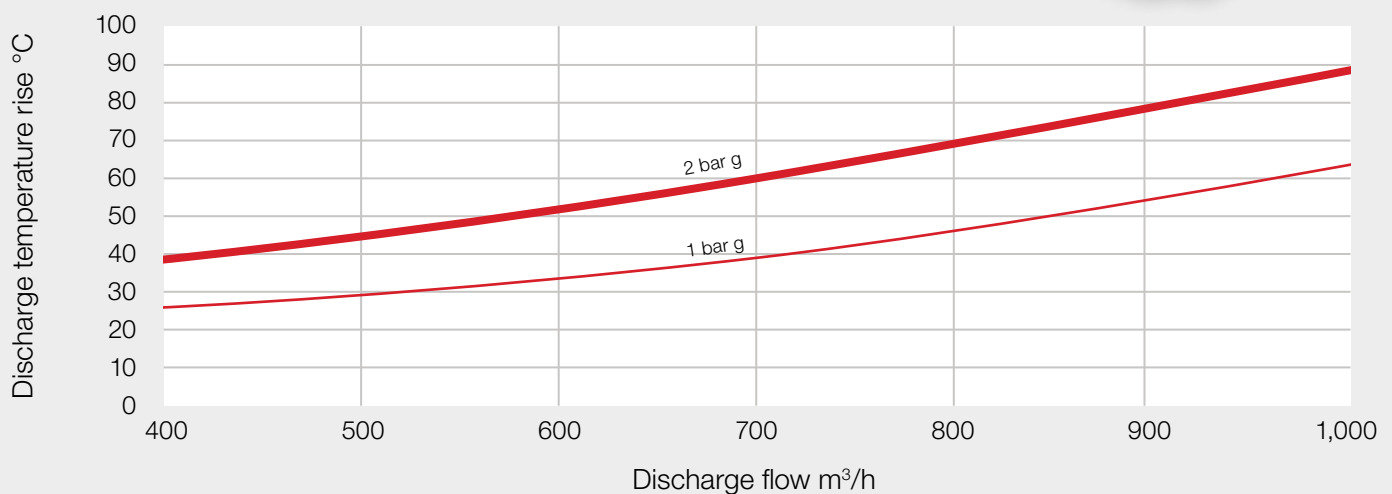
Air Cooler & Ancillary Package

The air cooler and ancillary package is a modular assembly designed to combine with the XK-12 and XK-18 compressors and supply cool air for discharging products sensitive to high temperature (e.g. sugars and plastics).



XK-12 & XK-18 Cooler Discharge Temperatures

(above the fan & air inlet temperature)



Specification

General design

The air cooler itself comprises a cooling fan, radiator and cooling duct. This is assembled/located inside a GRP enclosure module also housing the inlet filter, filter blockage indicator, relief valve, reactive discharge silencer and check valve.

The electrically operated cooling fan (24V DC) provides a continuously high cooling rate throughout the discharge flow range of the compressor.

Cooling Performance

There are many different factors effecting the best cooling rate, but the maximum temperature rise at 2 bar g should not exceed 89° C above the fan and air inlet temperature throughout the XK-12 and XK-18 operating ranges.

Mounting

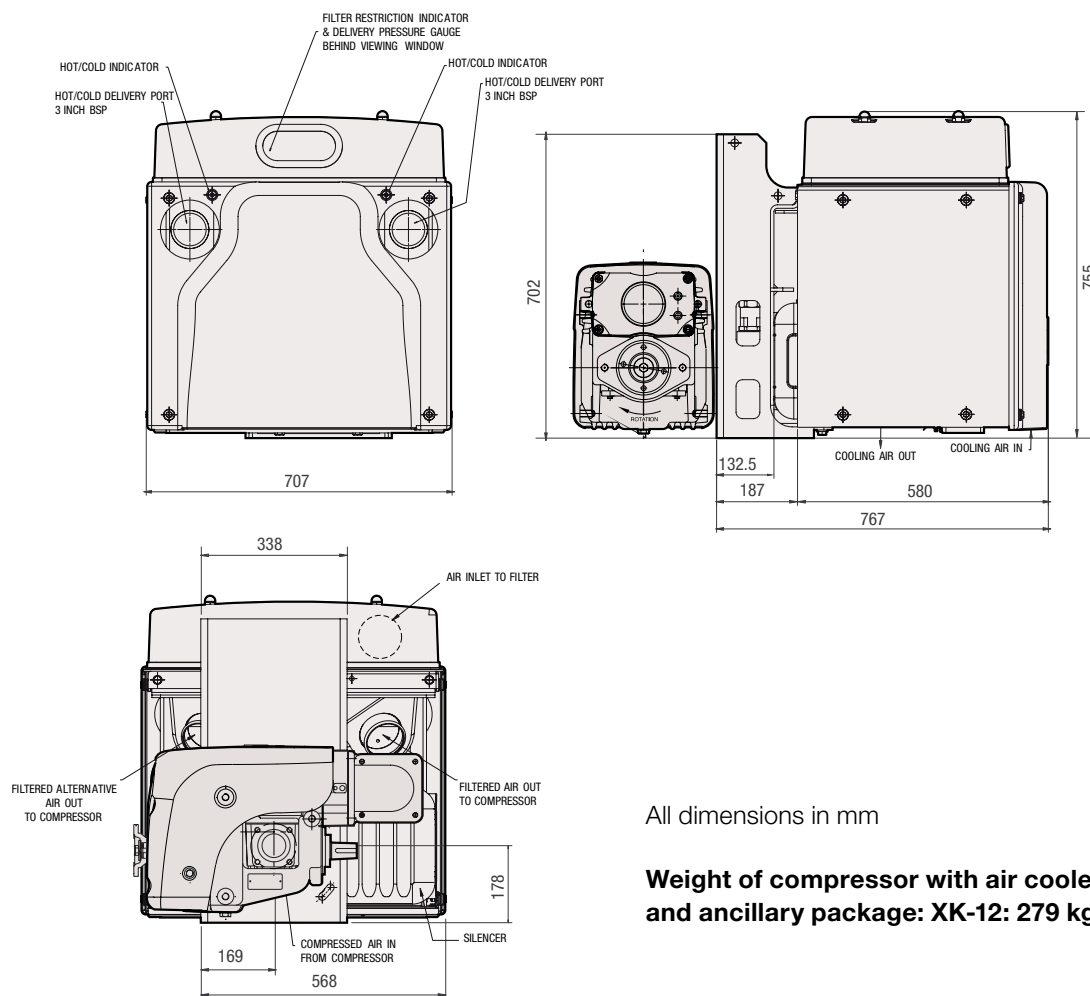
The common machine/cooler mounting bracket allows the air cooler to be mounted parallel to the chassis, but also includes provision to alter the drive axis angle of the compressor to match that of the PTO.

The package can be mounted on the left or right hand side of the vehicle chassis with a forward or rearward build and the compressor fitted to offer a CW or ACW input drive rotation (as required).

The Standard Package

The cooler package and bracket will be combined with the compressor prior to despatch to allow the assembly to be lifted out of the box and be fitted directly to the vehicle.

Dimensions



All dimensions in mm

Weight of compressor with air cooler and ancillary package: XK-12: 279 kg • XK-18: 290 kg

Accessories

Remote Air Cooler

The remote air cooler is a modular assembly designed to combine with our range of compressors to supply cool air for discharging products sensitive to high temperature such as sugars and plastics.



Hydrapak

The Hydrapak is a compact, low weight design containing the reservoir, return filter, radiator, cooling fan and system relief valve so that it simply needs to be mounted on the vehicle and connected to the hydraulic system. This reduces significantly the complete system installed weight from that of a traditional oil reservoir (tank).

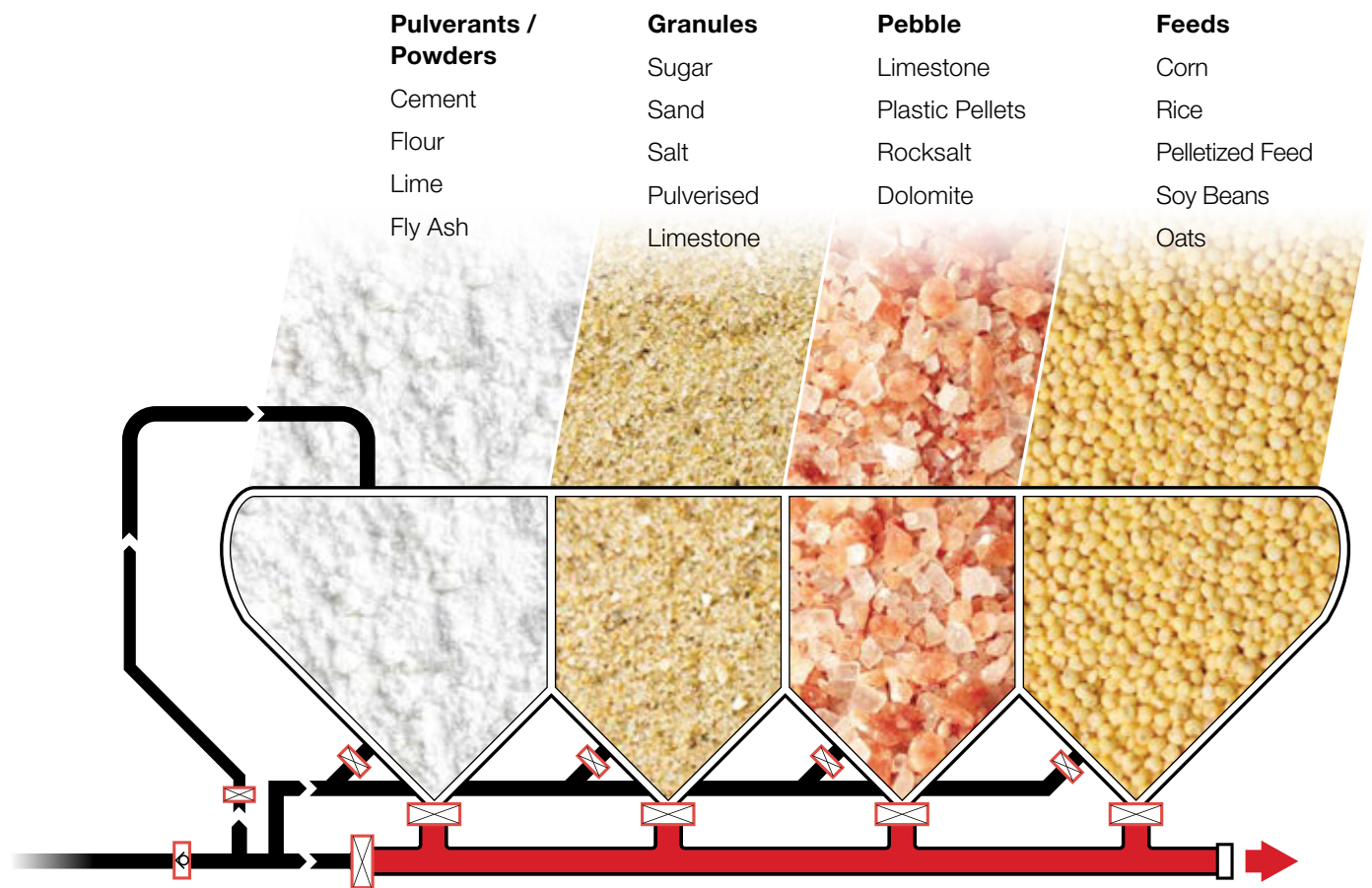


Micronic Filters

The M329 range of stainless steel discharge filters provide a complete air filtration ($5\mu\text{m}$) and condition monitoring system to prevent the contamination/degradation of liquid and dry products (e.g. foods and plastics) in the tanker offloading industry.



Designed for off-loading dry bulk products
in the tank truck markets





Dry Bulk Trailer



Block Crane Trailer



Tipper Trailer



HYDRAULIC & TRANSPORT EQUIPMENT
FOUNDATION & PILING EQUIPMENT



www.hytec.ae

DUBAI

P.O.Box. 3107,
Ras al khor industrial area 2, Dubai, U.A.E.
T: +971 4 333 1399, E: sales@hytec.ae

SOHAR

P.O.Box. 958, Postal code 133,
Ouhi Industrial area, Sohar, Oman
T: +968 2 206 3626, E: sohar@hytec.om

MUSCAT

P.O.Box. 958, Postal code 133,
Misfah Industrial Area, Muscat, Oman
T: +968 2 234 4445, E: muscat@hytec.om

ABU DHABI

P.O.Box. 8616,
Musaffah M 39, Abu Dhabi, U.A.E.
T: +971 2 551 5657, E: salesauh@hytec.ae

SALALAH

P.O.Box. 480,
Postal code 221, Salalah, Oman
T: +968 2 321 2585, E: salalah@hytec.om

GHALA

P.O.Box. 958, Postal code 133,
Ghala Industrial Area, Muscat, Oman
T: +968 2 459 5365, E: ghala@hytec.om

