



# Flextile-4 frame KIT

80 | 100 | 120



A revolutionary portable modular system! Multiple patents and awards for design and engineering. The Flextile frames can be folded and unfolded with the printed fabric mounted on the frame. Once the graphic is installed you never have to remove it or reinstall it again! Stack vertically and connect horizontally, simple and intuitive but very capable. Build everything from a simple tabletop, to a larger backwall, to towers, to counters, to larger spaces. Each carry bag can hold up to 4 frames, 4 connector rods, 4 foot rods, and 1 top connector.

Covered by Spennare's Lifetime Warranty.

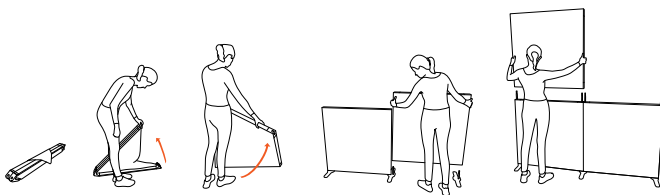
*Easy to build and modify*

*Modular and flexible*


*Award winning design*



reddot design award  
winner



<b>Weight</b>	14   17   20 kg
<b>Size</b>	160x160   200x200   240x240 cm
<b>Versions</b>	Build 45° and 90°-angles
<b>Graphics</b>	4 pcs 80 cm   4 pcs 100 cm   4 pcs 120 cm
<b>Acc.</b>	LED-spotlight, Foot plate Angled Top Connectors





# Flextile

## Multitple options



Using the same amount of frames you can alter your Flextile in the best way suitable for a specific event and provided space. Create different configurations and combinations, a straight back wall can also convert to multiple tabletops, or separate displays and a tower.

Flextile is the ultimate solution for messaging flexibility since you can choose between below options for printed graphics.



### One graphic per frame


The easiest set up. The graphics are already installed in the frames. Assemble a small display in just a few minutes.

### One graphic over four frames

A larger graphic that spans across multiple frames, front only or double sided. The SEG graphic inserts easily into the grooves of the frames.

### Double sided pillow case


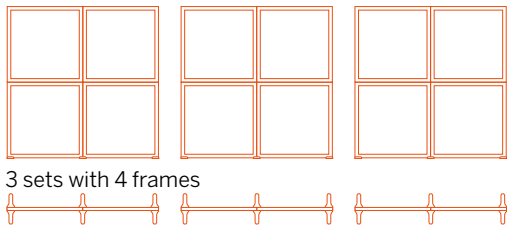
The pillow case graphic pulls over the Flextile display using a stretch fabric. No more rounded corners, no more pile of aluminum pipes. A pillow case display made simpler and better.




# Flextile




Flextile comes as standard (but not required) in bags that contain four frames. This set of four frames is a simple but complete kit for a 2x2 backwall. By combining several frames and accessories, you can build many different combinations. Here are examples of what you can build with three 100cm sets. Since the frames are square, you can build the same things with 80cm or 120cm frames.




Floor area 3x2 m




Wall area 5x3 m




Wall area 4,5x2 m



Floor area 4,8x1,8 m



Floor area 1x1 m




Wall area 6x2 m



# Flextile in parts

Build your own configuration



Flextile frames



Foot



Foot plate



Foot rod



Connector Rod



Spotlight Large



Top Connector Straight



Top Connector X2



Top Connector 45°



Top Connector 90°



Top Connector X3



Top Connector X4



Flextile Bag