




ASSUMPTIONS LIST

Identify which assumptions you should focus on verifying

Assumptions	Risk		Consequence	
				
List of Assumptions:	The risk that the assumption does not hold.		The consequences if the assumption does not hold.	
	Low	<input type="checkbox"/>	Low	<input type="checkbox"/>
	Medium	<input type="checkbox"/>	Medium	<input type="checkbox"/>
	High	<input type="checkbox"/>	High	<input type="checkbox"/>
	Low	<input type="checkbox"/>	Low	<input type="checkbox"/>
	Medium	<input type="checkbox"/>	Medium	<input type="checkbox"/>
	High	<input type="checkbox"/>	High	<input type="checkbox"/>
	Low	<input type="checkbox"/>	Low	<input type="checkbox"/>
	Medium	<input type="checkbox"/>	Medium	<input type="checkbox"/>
	High	<input type="checkbox"/>	High	<input type="checkbox"/>
	Low	<input type="checkbox"/>	Low	<input type="checkbox"/>
	Medium	<input type="checkbox"/>	Medium	<input type="checkbox"/>
	High	<input type="checkbox"/>	High	<input type="checkbox"/>

When you've identified your assumptions, you need to test them. Start with the ones that will have the most severe consequences if the assumption doesn't hold true.

If there's a medium or high risk that the assumption might not hold, you should work on mitigating actions to reduce the likelihood of it occurring or the consequences.