



Vogel & Plötscher


Track and switch
measurement devices

RCAD


Digital switch gauge and cant measurement device

Vogel & Plötscher

143.02



➤ Switch Measurement



➤ Track Bed



➤ Track Gauge



➤ Digital



RCAD: Practical, precise, digital

Our RCAD digital switch gauge and cant measuring device combines maximum precision and reliability with outstanding ease of use.

All measured values are clearly displayed on a central LCD display. The integrated back light on the display enables work to be carried out in darkness. This helps reduce reading errors and inaccuracies.

The proven V&P measuring technology guarantees high measurement resolution (0.1 mm). The RCAD also meets the highest standards in terms of repeatability and measurement uncertainty (≤ 0.25 mm), and is also **approved by DB**.

The device is extremely ergonomic and features just two control elements: Push buttons and a fine adjustment knob. It can be operated for up to 120 hours using two conventional AA batteries (1.5 volt).

Taking digital measurements with the RCAD is even more efficient and safe for day-to-day operations – especially compared with analogue measuring devices.

RCAD is available in a number of variants with different features :

Variant: RCAD-BT

RCAD measuring device with data storage function and Bluetooth (including software). Measured values are stored in the measuring device at the touch of a button and then transmitted to a computer via Bluetooth.



Optional RCAD-BT

Variant: RCAD-SD

RCAD measuring device equipped with data storage function and SD card (including software). Measured values are stored on the SD card at the push of a button and can then be transferred to a computer using the card.



Optional RCAD-SD


➤ Measuring parameters and ranges

	Gauge 1435 mm	Gauge 1000 mm
Track gauge (mm)	1367 – 1475	932 – 1040
Flangeway clearance (mm)	20 – 128	20 – 128
Check-rail gauge (mm)	1347 – 1455	912 – 1020
Back-to-back distance (mm)	1327 – 1435	892 – 1000
Cant (mm)	± 200	± 200

Notes:

Other track gauges are available on request.

The measuring device is insulated and approved by Deutsche Bahn (DB).



Narrow contact with fine adjustment knob (including clutch torque mechanism)



Broad contact with power supply



Adapter for checking switch blades (optional)



Fully insulated GRP model (optional)



Transport case (option)

