Hi-MO X10

LR7-54HVD

475~500M

- Highest efficiency with the best energy generation performance
- N-type TaiRay wafer & HPBC2.0 & 0BB innovative structure
- O-Anti-Shading & Prevent Localized Overheating
- Longer product warranty, better service

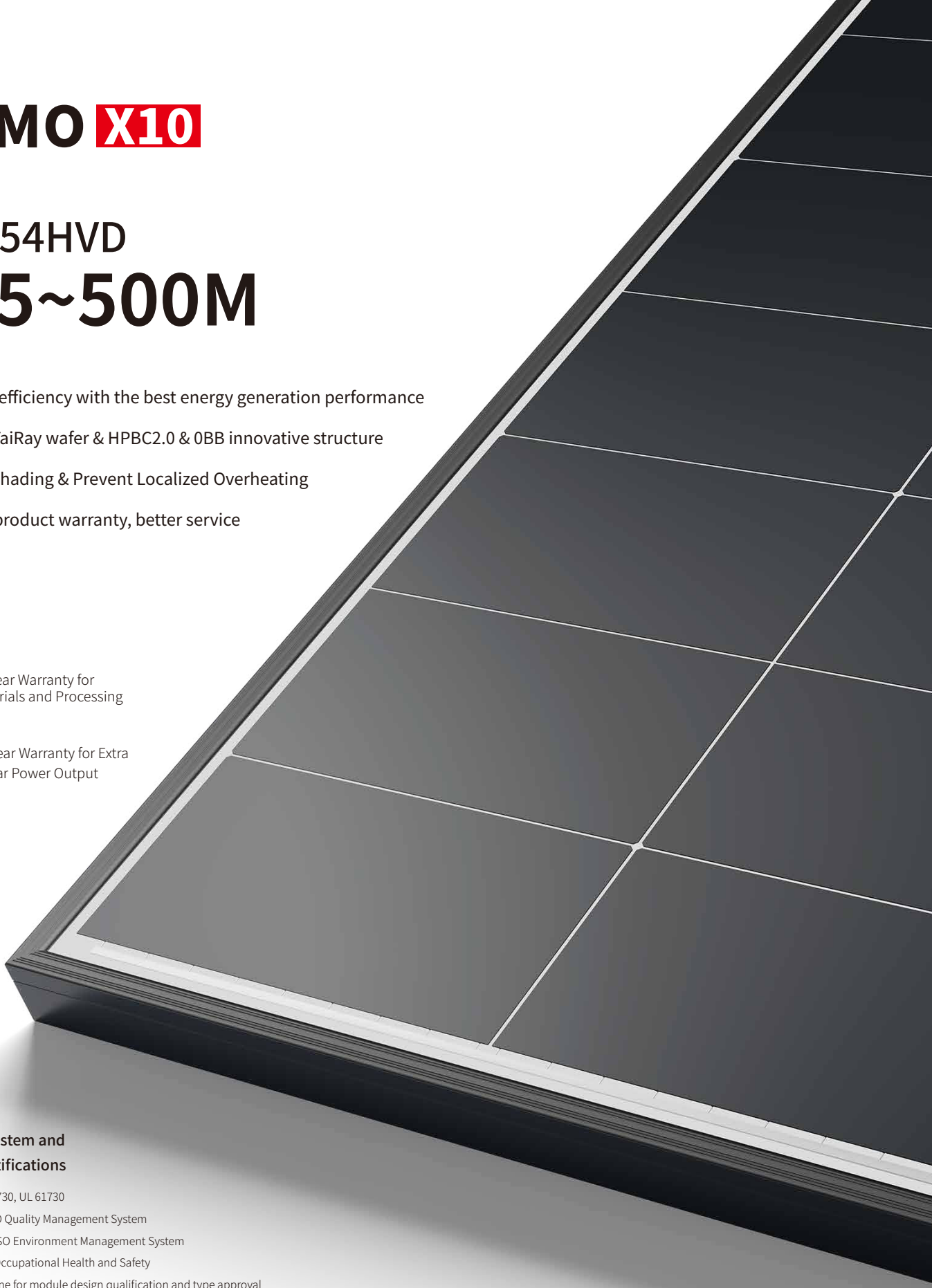

25 25-year Warranty for Materials and Processing

30 30-year Warranty for Extra Linear Power Output

Complete System and Product Certifications

IEC 61215, IEC 61730, UL 61730

ISO9001:2015: ISO Quality Management System

ISO14001: 2015: ISO Environment Management System

ISO45001: 2018: Occupational Health and Safety

IEC62941: Guideline for module design qualification and type approval

LONGi

Hi-MO X10

LR7-54HVD 475~500M

24.5%	0~3%	<1%	0.35%	BC-CELL
MAX MODULE EFFICIENCY	POWER TOLERANCE	FIRST YEAR POWER DEGRADATION	YEAR 2-30 POWER DEGRADATION	LOWER OPERATING TEMPERATURE

Additional Value

30-Year Power Warranty

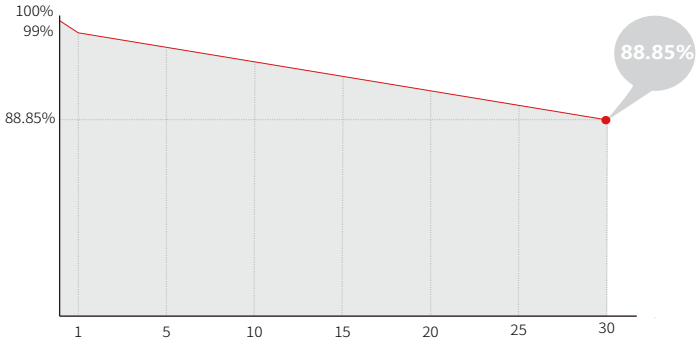



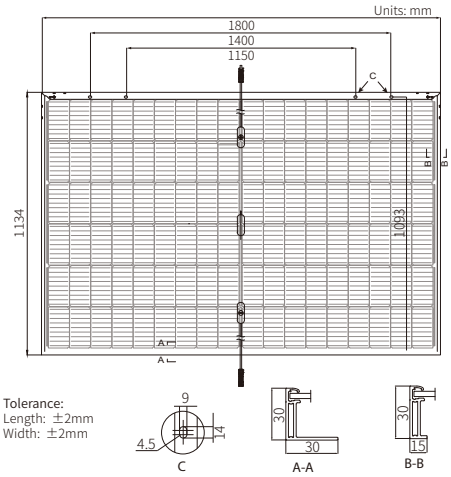

Mechanical Parameters

Cell Orientation	108 (6×18)
Junction Box	IP68
Output Cable	4mm², +400, -200mm/±1200mm length can be customized
Glass	Double galss 2.0mm coated tempered glass+1.6mm semi-tempered glass
Frame	Black anodized aluminum alloy frame
Weight	23.5kg
Dimension	1800×1134×30mm
Packaging	36pcs per pallet / 216pcs per 20' GP / 864pcs per 40' HC

Electrical Characteristics

STC : AM1.5 1000W/m² 25°C NOCT : AM1.5 800W/m² 20°C 1m/s Test uncertainty for Pmax: ±3%

Module Type	LR7-54HVD-475M		LR7-54HVD-480M		LR7-54HVD-485M		LR7-54HVD-490M		LR7-54HVD-495M		LR7-54HVD-500M	
Testing Condition	STC	NOCT	STC	NOCT	STC	NOCT	STC	NOCT	STC	NOCT	STC	NOCT
Maximum Power (Pmax/W)	475	361	480	365	485	369	490	373	495	377	500	381
Open Circuit Voltage (Voc/V)	40.42	38.39	40.53	38.50	40.64	38.61	40.75	38.73	40.86	38.84	40.97	38.95
Short Circuit Current (Isc/A)	14.88	11.93	14.98	12.02	15.08	12.10	15.18	12.19	15.28	12.27	15.38	12.35
Voltage at Maximum Power (Vmp/V)	33.40	31.71	33.51	31.82	33.62	31.93	33.73	32.05	33.84	32.16	33.95	32.27
Current at Maximum Power (Imp/A)	14.23	11.39	14.33	11.48	14.43	11.56	14.53	11.65	14.63	11.73	14.73	11.81
Module Efficiency(%)	23.3		23.5		23.8		24.0		24.3		24.5	

Operating Parameters

Operational Temperature	-40°C ~ +85°C
Power Output Tolerance	0 ~ 3%
Maximum System Voltage	DC1500V (IEC)
Maximum Series Fuse Rating	30A
Nominal Operating Cell Temperature	45±2°C
Protection Class	Class II
Bifaciality	65±5%
Fire Rating	IEC Class C

Mechanical Loading

Front Side Maximum Static Loading	5400Pa
Rear Side Maximum Static Loading	2400Pa
Hailstone Test	25mm Hailstone at the speed of 23m/s

Temperature Ratings (STC)

Temperature Coefficient of Isc	+0.050%/°C
Temperature Coefficient of Voc	-0.200%/°C
Temperature Coefficient of Pmax	-0.260%/°C

LONGi

Specifications included in this datasheet are subject to change without notice.
LONGi reserves the right of final interpretation. (20250117 BGV01 Draft)