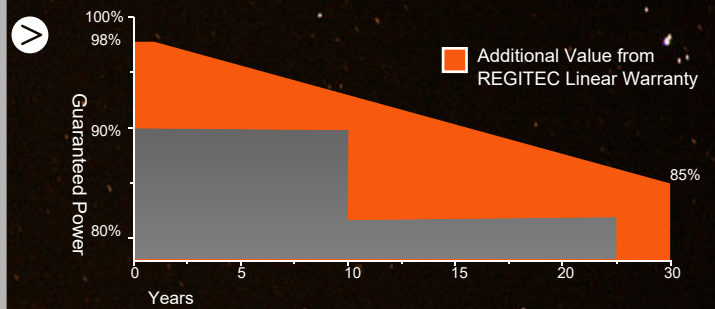


➤ **RMH66-645~670S2**  
**645~670 Watt**

210mm 132Cells Glass/Glass Bifacial PV Module

**BLACK** \*BLACK FRAME/BLACK BACK-SHEET PRODUCTS ARE AVAILABLE UPON REQUEST

➤ **25** years product warranty  
**30** years performance warranty



➤ **PRODUCT FEATURE**

- Bifacial
- Using high efficiency mono solar cells
- Excellent performance in low-light environments
- High quality junction box and connector systems
- 100% inspection, to guarantee the reliability of solar systems
- Anti LID
- Anti PID
- Lower temperature coefficient
- Quality RFID Tracking

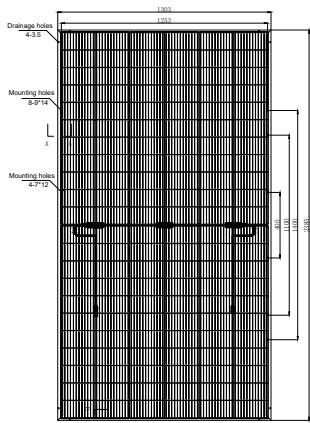
➤ **MANAGEMENT SYSTEM**

- ISO 9001:**  
Quality management system
- ISO 14001:**  
Standard for environmental management system
- OHSAS 18001:**  
International standard for occupational health and safety assessment system

➤ **PRODUCT CERTIFICATES**



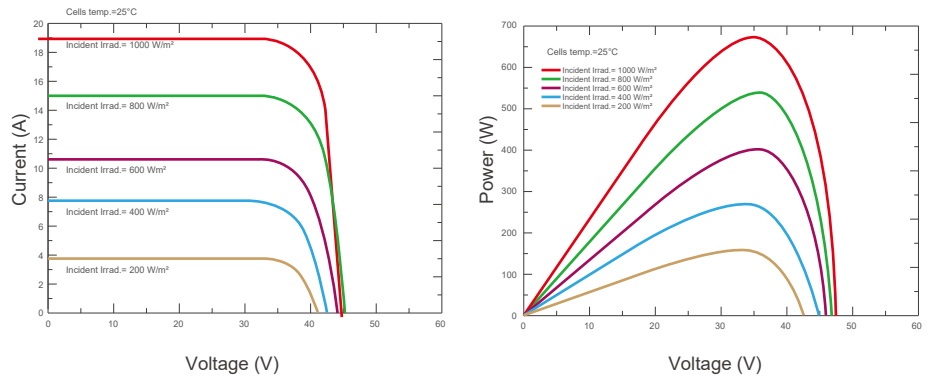
## Dimension Drawing



All Dimensions in mm  
The above drawing is a graphical representation of the product.  
For engineering quality drawings please contact REGITEC.

## I-V Graph

Current-Voltage & Power-Voltage Curves (RMH66-670S2)



## Electrical Characteristics (STC/NOCT)

Module Type	RMH66-645S2		RMH66-650S2		RMH66-655S2		RMH66-660S2		RMH66-665S2		RMH66-670S2	
	STC	NOCT	STC	NOCT	STC	NOCT	STC	NOCT	STC	NOCT	STC	NOCT
Maximum Power- Pmax(W)	645	488	650	492	655	496	660	500	665	503	670	507
Open Circuit Voltage - Voc(V)	45.0	42.4	45.2	42.6	45.4	42.8	45.6	43.0	45.8	43.2	46.0	43.4
Short- Circuit Current - Isc(A)	18.37	14.81	18.42	14.85	18.47	14.88	18.52	14.92	18.57	14.96	18.62	15.0
Voltage at Pmax -Vmp(V)	37.2	34.7	37.4	34.9	37.6	35.1	37.8	35.3	38	35.5	38.2	35.7
Current at Pmax - Imp(A)	17.31	14.05	17.35	14.09	17.40	14.13	17.44	14.18	17.49	14.22	17.54	14.25
Module Efficiency -ηm(%)	20.7	/	20.9	/	21.0	/	21.2	/	21.4	/	21.6	/
Power Tolerance(W)	(0, +4.99W)											
Maximum System Voltage(V)	1500Vdc (IEC / UL)											
Maximum Series Fuse Rating (A)	35A											

STC : Irradiance 1000W/m², Cell Temperature 25°C, Air Mass 1.5

NOCT : Irradiance 800W/m², Ambient Temperature 20°C, Air Mass 1.5, Wind Speed 1m/s

## Mechanical Specifications

External Dimensions	2384x1303x35mm
Weight	38,8kg
Solar Cells	Mono crystalline 210mm (2x66pcs)
Front Glass	Front ARC Solar Glass 2mm , Back Toughened Glass 2mm
Frame	Anodized aluminum alloy
Junction Box	IP68
Output Cables	4.0mm², 50cm (+) ,50cm (-), length can be customized
Connector	MC4 Compatible
Mechanical Load	Front Side Max. 5400Pa, Rear Side Max. 2400Pa

## Packing Configuration

	2411x1323x35mm	
Container	20'GP	40'HQ
Pieces per Pallet	31	31
Pallets per Container	5	18
Pieces per Container	155	558

## Temperature Characteristics

Pmax Temperature Coefficient	-0.34%/°C
Voc Temperature Coefficient	-0.25%/°C
Isc Temperature Coefficient	+0.04%/°C
Operating Temperature	-40~+85°C
Nominal Operating Cell Temperature(NOCT)	45±2°C