



Residential BESS

Rack Mounted type-LV



Safety

Multi-protection from self developed BMS



Optimal Electricity Cost

Long cycle life and superior performance



Compact Size & East Installation

Module design help for quick installation



Easy to Scale Up

Be workable to be parallel based on 48V



Compatibility

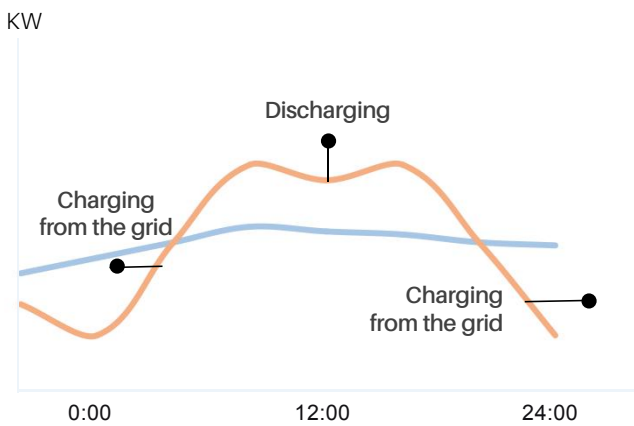
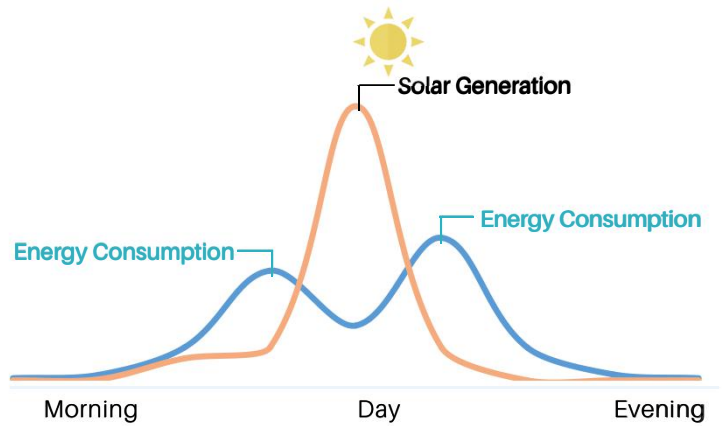
Compatible with Tier 1 inverter brands

PYLON

How to save bill from Residential ESS?

1. Self-Consumption Optimization

High energy demand in the morning and evening but solar generation is most sufficient during the Mid-Day. Battery Storage system balance the feeding and demands. Realize your grid independence.



2. Benefits from Peak Shaving

House: Load Shifting

Store the power during low-peak and use the energy at peak-time. Save the money which happens arising from peak rate.


Transmission&Distribution: peak Shaving

Save on the electricity bills by reducing peak demand

3. VPP Revenue

VPP creates a network of renewable energy sources and battery storage systems, connected through a cloud-based technology that manages the stability of clean electricity to maximize your revenue.

Enabling a cost reduction, as well as boosting the system's efficiency



SPECIFICATION (48V)



Module	US2000C	US3000C	US5000
Basic Parameters			
Nominal Voltage (Vdc)	48	48	48
Nominal Capacity(Wh)	2400	3552	4800
Usable Capacity(Wh)	2280	3374	4560
Dimension(mm)	442*410*89	442*420*132	442*420*161
Weight(kg)	22.5	32	39.7
Charge/ Discharge Current(A)	(Recommend)	25	37
	(Max. Continuous)	25	37
	(Peak 1)	50~89@60sec	74~89@60sec
	(Peak 2)	90~200@15sec	90~200@15sec
Communication Port		RS485,CAN	
Single string quantity(pcs)	16	16	16
Working Temperature/ °C	Charge	0~50	
Working Temperature/ °C	Discharge	-10~50	
Shelf Temperature/ °C		-20~60	
Short current/duration time	<4000A/2ms	<4000A/2ms	<2000A/1ms
IP rating of enclosure		IP20	
Cooling type		Natural	
Humidity		5% ~ 95%(RH) No Condensation	
Altitude(M)		<4000	
Design life		15+ Years (25°C/77°F)	
Cycle Life		>6,000 25°C	
Authentication Level	UL1642/ IEC62619 /ICE63056 /ICE61000-6-2/3 UN38.3	UL1973 /UL1642/UL9540A /VDE2510-50/IEC63056 /IEC62619/IEC62040/IEC62477-1 /ICE61000-6-2/UN38.3	UL1973/UL9540A IEC62619/IEC63056 /ICE61000-6-2/3 /UN38.3

*: The recommended and max. continuous operation current is for a battery cell temperature within 10~40°C to consider, out of such temp. range will cause a derating on operation current.

Pylon Technologies Co., Ltd
No. 73, Lane 887, Zu Chongzhi Road,
Zhangjiang Hi-Tech Park
Pudong, Shanghai
201203, China

www.pylontech.com
sales@pylontech.com.cn

