


TWINPLUS MODULE SERIES

HIGH EFFICIENCY MONO-PERC M4-9B-R

400-420W



OUTSTANDING PRODUCT PERFORMANCE

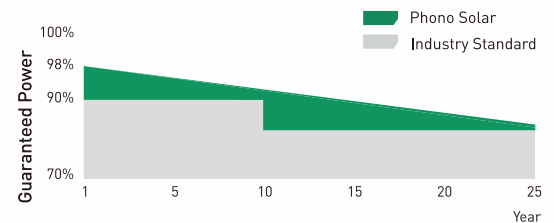
- Competitive high-temperature performance with ameliorated temperature coefficient
- Minimized power loss in cell connection
- Better performance under shading effect
- Decreased nominal operating cell temperature to $43 \pm 2^{\circ}\text{C}$
- Higher power generation with multi-busbar and half-cut technology

TRUSTWORTHY QUALITY AND RELIABILITY

- Guaranteed 0~+5W positive tolerance secures reliable power output
- 5400Pa maximum snow load, 2400Pa maximum wind load
- Optimized electrical design lowers hot spot risk and operating current

PID RESISTANT

- Industry-leading cell processing technology and electrical design ensure solid PID resistance



12-year Product Warranty | 25-year Linear Performance Warranty

MANAGEMENT SYSTEM CERTIFICATES

IEC 61215, IEC 61730

ISO 9001:2015 / Quality management system

ISO 14001:2015 / Standards for environmental management system

OHSAS 18001:2007 / International standards for occupational health & safety

IEC TS 62941: 2016 Terrestrial photovoltaic (PV) modules-guidelines for increased confidence in PV module design qualification and type approval



Bloomberg Tier1
NEW ENERGY FINANCE



ELECTRICAL TYPICAL VALUES

Model	PS400M4-22/WH		PS405M4-22/WH		PS410M4-22/WH		PS415M4-22/WH		PS420M4-22/WH	
	PS400M4H-22/WH	PS405M4H-22/WH	PS410M4H-22/WH	PS415M4H-22/WH	PS420M4H-22/WH					
Testing Condition	STC	NOCT	STC	NOCT	STC	NOCT	STC	NOCT	STC	NOCT
Rated Power (Pmpp)	400	296	405	299	410	303	415	307	420	310
Rated Current (Impp)	10.51	8.49	10.58	8.55	10.65	8.61	10.72	8.66	10.79	8.72
Rated Voltage (Vmpp)	38.06	34.82	38.28	35.02	38.50	35.22	38.72	35.42	38.93	35.61
Short Circuit Current (Isc)	11.01	8.90	11.12	8.98	11.23	9.07	11.34	9.16	11.45	9.25
Open Circuit Voltage (Voc)	45.25	41.39	45.36	41.50	45.47	41.60	45.58	41.70	45.69	41.80
Module Efficiency (%)	19.98		20.23		20.48		20.73		20.98	

STC(Standard Testing Conditions):Irradiance 1000W/m², AM 1.5, Cell Temperature 25°C

NOCT (Nominal Operation Cell Temperature): Irradiance 800W/m², Ambient Temperature 20°C, Spectra at AM1.5, Wind at 1m/S

MECHANICAL CHARACTERISTICS

Cell Type	Monocrystalline 166mm x 83mm Length:
	1925mm (75.79 inch)
Dimension (L× W × H)	Width: 1040mm [40.94 inch] Height: 35mm [1.38 inch]
Weight	23.0kg [50.71lbs]
Front Glass	3.2mm Toughened Glass
Frame	Anodized Aluminium Alloy
Cable (Including Connector)	4mm' (IEC) [+]:1250mm,[-]:1250mm or Customized Length
Junction Box	IP 68 Rated

TEMPERATURE RATINGS

Voltage Temperature Coefficient	-0.30%/°C
Current Temperature Coefficient	+0.05%/°C
Power Temperature Coefficient	-0.38%/°C
Tolerance	0~+5w
NOCT	43±2°C

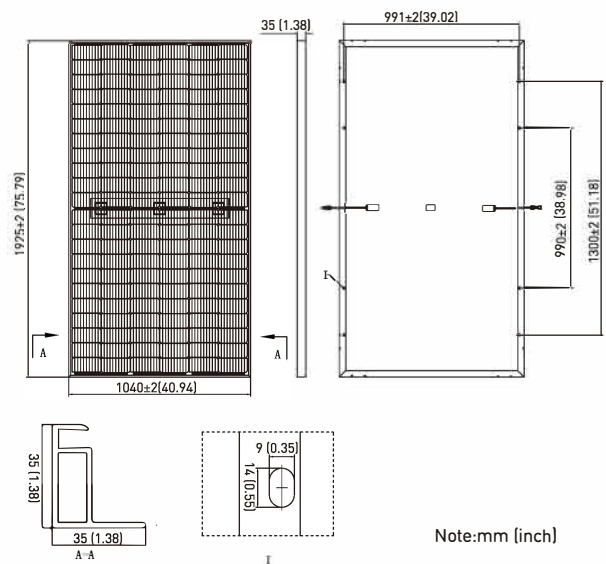
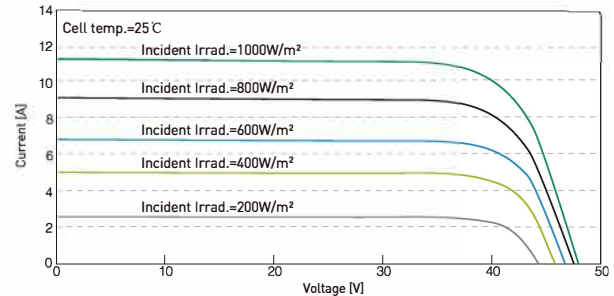
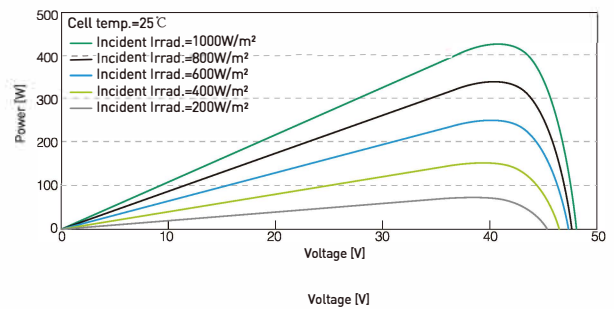
ABSOLUTE MAXIMUM RATING

Operating Temperature	From -40 to +85°C
Hail Diameter @ 80km/h	Up to 25mm
Front Side Maximum Static Loading	5400Pa
Rear Side Maximum Static Loading	2400Pa
Maximum Series Fuse Rating	20A
PV Module Classification	II
Fire Rating (IEC 61730)	C
Module Fire Performance(UL 61730)	Type 4
Maximum System Voltage	DC 1500V/1000V

PACKING CONFIGURATION

Container	20' GP	40' HQ
Pieces/Container	235	744

ELECTRICAL CHARACTERISTICS



Note:mm (inch)