


M



SOLIC

IBEX

HIGH TECHNOLOGY SOLAR MODULES

IBEX-120MHC
COSMOS-BLACK

360/365/370/375/380

9BB HALF-CELL MONO PV MODULE

IBEX HIGH EFFICIENCY MONOCRYSTALLINE SOLAR MODULES WITH HALF CELL TECHNOLOGY

0+5 Positive power tolerance (0+5W) guaranteed



High performance under low light. Works at cloudy, rainy days



The monolithic perc cell structure technology (low resistance characteristics) is adopted (the maximum conversion efficiency of modules is up to 20.34%)”



EXTREME WEATHER RATING. High-tech aluminium alloy frame, certified for high snow (5400 Pa) and wind loads (4000 Pa).



Reduced resistance between cells Less micro cracks, higher output power



SUPER STRONG FRAME. The overflow tank is waterproof with double layers. Aluminum frame enhances the mechanical load strength by 10%;

IBEX 120MHC-COSMOS-BLACK 360-380

MONOCRYSTALLINE SOLAR MODULE

ELECTRICAL DATA AT STC

	360	365	370	375	380
Rated power P _{mpp} [Wp]	360	365	370	375	380
P _{mpp} range to	0/+5W	0/+5W	0/+5W	0/+5W	0/+5W
Rated current I _{mpp} [A]	10.59A	10.67A	10.76A	10.84A	10.92A
Rated voltage V _{mpp} [V]	34.0V	34.2V	34.4V	34.6V	34.8V
Short-circuit current I _{sc} [A]	11.08A	11.16A	11.26A	11.34A	11.42A
Open-circuit voltage U _{oc} [V]	40.9V	41.1V	41.3V	41.5V	41.7V
Efficiency at STC up to	19.27%	19.54%	19.80%	20.07%	20.34%
Application Class	Class A	Class A	Class A	Class A	Class A

Specification as per STC (Standard test conditions): irradiance 1000 W/m² | module temperature 25°C | Air Mass = 1.5

ELECTRICAL DATA AT NOCT

	270.6	274.4	278.1	281.9	285.6
Power at P _{mpp} [Wp]	270.6	274.4	278.1	281.9	285.6
Rated current I _{mpp} [A]	8.49	8.55	8.62	8.69	8.75
Rated voltage V _{mpp} [V]	31.9	32.1	32.3	32.50	32.70
Short-circuit I _{sc} [A]	8.95	9.02	9.1	9.16	9.23
Open-circuit voltage U _{oc} [V]	38.1	38.3	38.5	38.7	38.9

NOCT (nominal operating cell temperature): irradiance 800 W/m² | Wind speed 1 m/sec | Ambient temperature | 20°C cell operating temperature 45 +/-2°C | Air Mass = 1.5

LIMITING VALUES

Max. system voltage [V]	VDC 1500V
Max. return current [I]	20A
Operating Temperature	- 40 to +85°C
Max. tested pressure load [Pa] ²	5400
Max. tested tensile load [Pa] ²	2400

TEMPERATURE COEFFICIENT

I _{sc}	V _{oc}	P _{max}
-0.29% /°C	0.05% /°C	-0.36% /°C

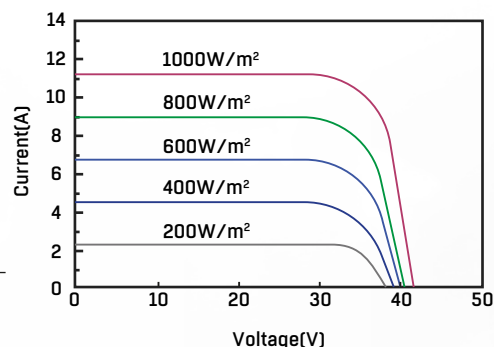
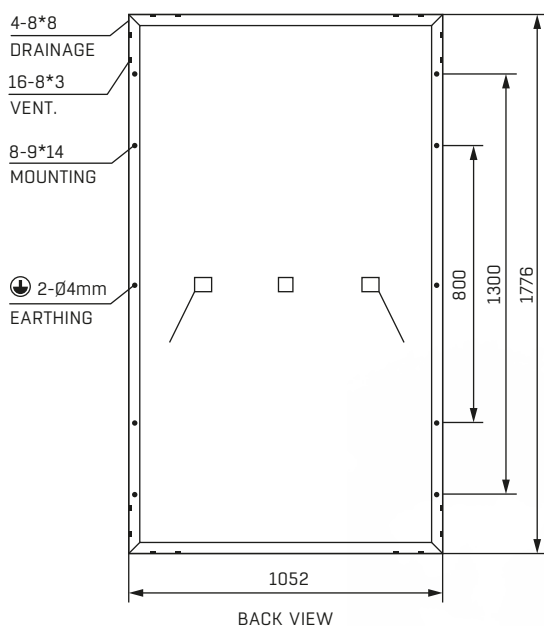
SPECIFICATIONS

Number of cells	120 (6 x 20) 166x83 mm
Dimensions	1776x1052x35 mm
Weight	20.5 kg
Front-side glass	3.2 mm tempered Low Iron Glass
Frame	Stable, anodised aluminium frame, black
Junction box	Split Junction Box (IP68)
Cable	4 mm ² , +300mm,-300mm Cust.Length
Diodes	3 Diodes
Plug-in connection	MC4 Compatible
Hail test (max. hailstrom)	Ø45mm 23 m/s 83 km/h

PACKING CONFIGURATION

Container	40 HQ	Pieces Per Pallet	30
Pallets Per container	26	Pieces per Container	780

The specifications and average values can vary slightly. Relevant is the corresponding data of the individual measurement. Specifications are subject to change without notice. Measurement tolerance depending on equipment: rated power +/- 3%, other values +/- 10%. All information given in this data sheet corresponds to DIN EN 50380. A potential light-induced degradation of the power after commissioning is not considered here. Further information in the installation manuals. 1 The specific warranty conditions are given under www.swissenergy-solar.ch | 2 Horizontal mounted | 3 Tolerance L/W = +/- 3 mm. H +/-2mm, the dimensions given in the order confirmation will be decisive | 4 Location and dimensions of holes on request



WARRANTY

15 YEARS
PRODUCT WARRANTY

25 YEARS
POWER WARRANTY