

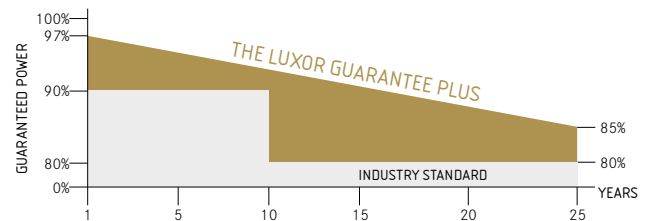
- + REDUCED LOSSES DURING PARTIAL SHADING
- + HIGHER YIELD: MORE REFLECTION ON CELL SURFACE
- + APPLICATIONS: INDUSTRIAL, COMMERCIAL AND RESIDENTIAL POWER PLANTS
- + ECO: ESPECIALLY ECONOMIC AND RELIABLE



product guarantee<sup>1</sup>



linear performance guarantee<sup>1</sup>



## ECO LINE HALF CELLS

M120 / 365 - 385 W

### MONOCRYSTALLINE MODULE FAMILY



Longlife tested



Power proofed



Safety provided



Selection of components



Cross-linking degree test



Performance surplus of 0 Wp to 6.49 Wp



100% PID free cells



Special packing to avoid micro cracks in the cells



German warranty

# ECO LINE HALF CELLS M120 / 365 - 385 W

Monocrystalline module family

Module type LX - XXXM/166-120+ | XXX = Rated power P<sub>mpp</sub>

## Electrical data at STC

	365.00	370.00	375.00	380.00	385.00
Rated power P <sub>mpp</sub> [Wp]	365.00	370.00	375.00	380.00	385.00
P <sub>mpp</sub> range to	371.49	376.49	381.49	386.49	391.49
Rated current I <sub>mpp</sub> [A]	10.67	10.74	10.81	10.88	10.94
Rated voltage V <sub>mpp</sub> [V]	34.24	34.48	34.72	34.96	35.21
Short-circuit current I <sub>sc</sub> [A]	11.27	11.34	11.41	11.49	11.55
Open-circuit voltage U <sub>oc</sub> [V]	40.76	41.04	41.33	41.62	41.91
Efficiency at STC up to	20.08%	20.35%	20.62%	20.89%	21.16%
Efficiency at 200 W/m <sup>2</sup>	19.50%	19.77%	20.04%	20.31%	20.56%

## Electrical data at NOCT

	270.70	274.76	278.86	283.01	286.95
Power at P <sub>mpp</sub> [Wp]	270.70	274.76	278.86	283.01	286.95
Rated current I <sub>mpp</sub> [A]	8.53	8.59	8.66	8.73	8.78
Rated voltage V <sub>mpp</sub> [V]	31.73	31.98	32.21	32.43	32.66
Short-circuit current I <sub>sc</sub> [A]	9.09	9.15	9.22	9.28	9.33
Open-circuit voltage U <sub>oc</sub> [V]	37.62	37.90	38.17	38.45	38.74

Specification as per STC (Standard test conditions): irradiance 1000 W/m<sup>2</sup> | module temperature 25°C | Air Mass = 1.5  
 NOCT (nominal operating cell temperature): irradiance 800 W/m<sup>2</sup> | wind speed 1 m/sec | ambient temperature 20°C | cell operating temperature 45 +/- 2°C | Air Mass = 1.5

## Limiting values

Max. system voltage [V]	1000 V or 1500 V
Max. return current [I]	25 A
Operating Temperature	-40 to 85°C
Safety class	II
Max. tested pressure load [Pa] <sup>2</sup>	5400
Max. tested tensile load [Pa] <sup>2</sup>	2400

## Temperature coefficient

Temperature coefficient [V]   [I]   [P]	-0.285% /°C   0.049% /°C   -0.360% /°C
---	--

## Specifications

Number of cells (matrix)	120 (6 x 20)   166 mm x 83 mm
Module dimensions (LxWxH) <sup>3</sup>   Weight	1765 mm x 1048 mm x 35 mm   21,1 kg
Front-side glass	3.2 mm tempered highly transparent, anti-reflection solar glass
Frame	stable, anodised aluminium frame
Junction Box	At least IP67
Cable	symmetrical cable lengths > 1.1 m and 1.1 m, 4 mm <sup>2</sup> solar cable
Diodes	3 Schottky Diodes
Plug-in connection	MC4 or equivalent (IP67)
Hail test (max. hailstorm)	∅ 45 mm   impact velocity 23 m/s ± 83 km/h

The specifications and average values can vary slightly. Relevant is the corresponding data of the individual measurement. Specifications are subject to change without notice. Measurement tolerance depending on equipment: rated power +/- 3%, other values +/- 10%. All information given in this data sheet corresponds to DIN EN 50380. A potential light-induced degradation of the power after commissioning is not considered here. Further information in the installation manuals.

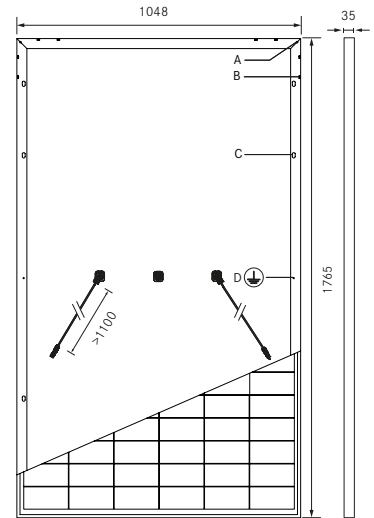
1 The specific warranty conditions are given under [www.luxor-solar.com/download.htm](http://www.luxor-solar.com/download.htm)

2 Horizontal mounted

3 Tolerance L/W = +/- 3 mm. H +/- 2mm, the dimensions given in the order confirmation will be decisive

4 Location and dimensions of holes on request

## Back - /Front -/Side view<sup>3</sup>

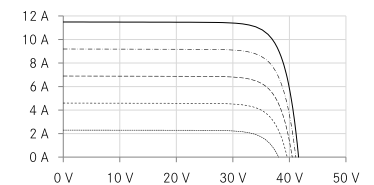


## Drilled holes<sup>4</sup>

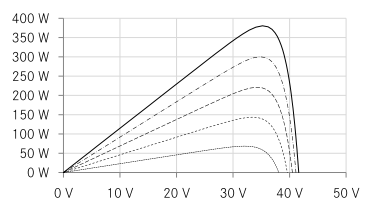
- A: 4 x drainage
- B: 16 x ventilation
- C: 8 x mounting
- D: 2 x earthing

## Electrical characteristics

UI-diagram e.g. LX-380M/166-120+



UP-diagram e.g. LX-380M/166-120+

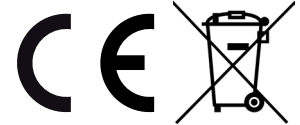


- ..... 200 W/m<sup>2</sup>
- 400 W/m<sup>2</sup>
- 600 W/m<sup>2</sup>
- - - 800 W/m<sup>2</sup>
- 1000 W/m<sup>2</sup>

Luxor, your specialised company



**IEC**  
IEC 61215  
IEC 61730



Guidelines:  
93/68/EEC  
2014/35/EU, (LVD)  
2014/30/EU, (EMC)

The validity of the certificates/listings for a specific country has to be examined under:  
[www.luxor-solar.com/downloads.html](http://www.luxor-solar.com/downloads.html)