



SUNERGY

SUNERGY USA WORKS LLC

www.sunergyworks.com


SUN 60P

265W/270W/275W
280W/

POLY CRYSTALLINE MODULE

IEC 61215-1:2016, IEC 61215-2:2016

IEC 61730-1:2016, IEC 61730-2:2016



IP68 Junction Box, Connector

IP68 Junction Box and Connector have a high degree of waterproof, effectively resist the harsh environment



15A current

The junction box carries a current of 15A, ensuring high current flow through the modules



Super strong frame

Glue-spilled tank has a double-layer waterproof, cross-section with hook-shaped aluminum frame, enhanced by 10% of the mechanical load strength



Current division

The module refines the current division, thus effectively reducing the loss of up to 2% due to mismatch and increasing the power output of the system



Strong Mechanical load capacity

Passed the 2400pa wind load and 3600pa snow load test, ensuring that the module has a stable mechanical life. The module can't be installed using clamps.

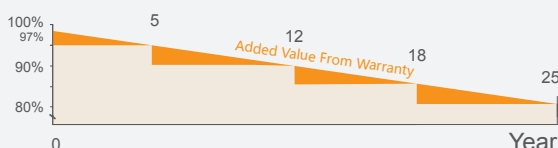


Color Classification

Modules are packaged according to color classification, to achieve

LINEAR PERFORMANCE WARRANTY

- 10 Years Manufacturing Warranty
- 12 Years 90% Power Output
- 25 Years 80% Power Output



Module Manufacturer : Chinaland Solar Energy Co., Ltd.

Address: Feidong New City Economic Development Zone, Hefei, 231600, Anhui Province, PR China

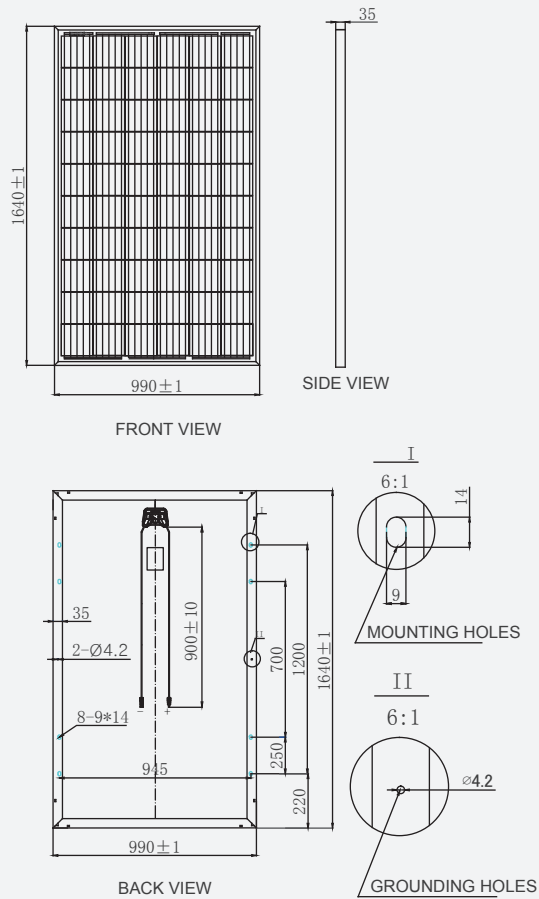
Tel/Fax: +86 551 67758555

Web: www.chnland.com

E-mail: chnland@chnland.com

MADE IN CHINA OR VIETNAM

MECHANICAL DRAWINGS



MECHANICAL SPECIFICATION

Cell Type	Poly Crystalline 156.75x156.75mm
Number Of Cells	60 (6x10)
Dimensions(AxBxC)	1640x990x35mm
Weights	19kg
Front Glass	3.2mm Tempered Low Iron Glass
Frame	Anodized Aluminum
Junction Box	IP68,with Bypass Diodes
Connector	PV-CL001
Output Cables	Tuv, \pm length 900mm,4.0mm ²

ELECTRICAL CHARACTERISTICS

Module NO.	SUN265-60P	SUN270-60P	SUN275-60P	SUN280-60P
Maximum Power At STC(Pmax)	265W	270W	275W	280W
Short Circuit Current(Isc)	8.94A \pm 5%	9.06A \pm 5%	9.18A \pm 5%	9.29A \pm 5%
Open Circuit Voltage(Voc)	37.0V \pm 5%	37.2V \pm 5%	38.0V \pm 5%	38.5V \pm 5%
Maximum Power Current(Imp)	8.54A	8.65A	8.76A	8.86A
Maximum Power Voltage(Vmpp)	31.0V	31.2V	31.4V	31.6V
Module Efficiency	16.32%	16.63%	16.94%	17.25%
Power Tolerance	\pm 5%	\pm 5%	\pm 5%	\pm 5%

STC: 1000W/m² irradiance, 25°C cell temperature, AM1.5.

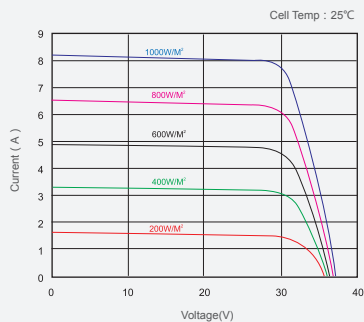
NOCT

Maximum Power At STC(Pmax)	196.3	200.0	203.7	207.4
Short Circuit Current(Isc)	7.24	7.33	7.43	7.52
Open Circuit Voltage(Voc)	34.2	34.4	35.1	35.6
Maximum Power Current(Imp)	6.80	6.89	6.99	7.07
Maximum Power Voltage(Vmpp)	28.9	29.0	29.2	29.3

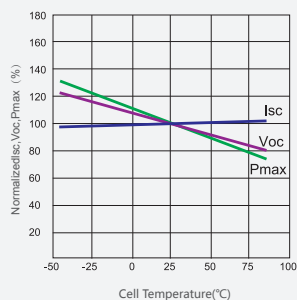
NOCT: Irradiance at 800W/m² , Ambient Temperature 20°C , wind speed 1m/s .

I-V CURVES

I-V Curves at SUN275-60P at different Irradiances



Power voltage-current curve at different temperature



SYSTEM INTEGRATION PARAMETERS

Maximum System Voltage	VDC 1000V
Maximum Series Fuse	15A
Increased Snowload Acc.to Iec 61215	3600Pa
Operating Temperature	-40~+85°C
Number Of Bypass Diodes	3

TEMPERATURE CHARACTERISTICS

Normal Operating Cell Temperature(Noct)	45°C \pm 2°C
Temperature Coefficient Of Pmax	-0.41%/°C
Temperature Coefficient Of Voc	-0.33%/°C
Temperature Coefficient Of Isc	0.06%/°C

PACKING CONFIGURATION

	20' GP	40' GP
Container		
Pieces Per Pallet	30	30
Pallets Per Container	14	28
Pieces Per Container	400	840