

L Series  
Half Cell Full Black Solar Module

SR-M660HL SR-M660310HL  
SR-M660315HL  
310~325W SR-M660320HL  
SR-M660325HL



0~3% positive tolerance



3.2mm high transmission,  
low iron tempered AR glass



Better performance under  
low light environment



Withstand wind loads  
up to 2400Pa and snow  
loads up to 5400Pa

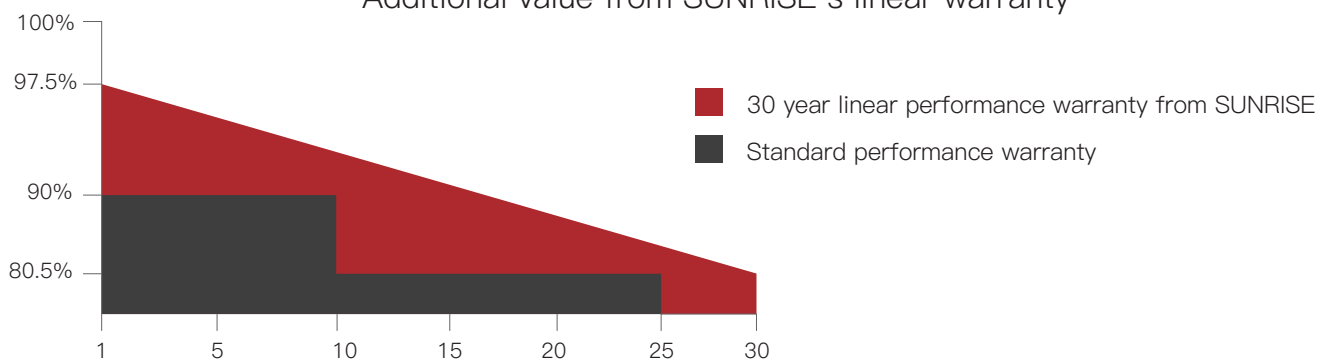


30 year leading linear  
performance warranty



PID-free

Additional value from SUNRISE's linear warranty



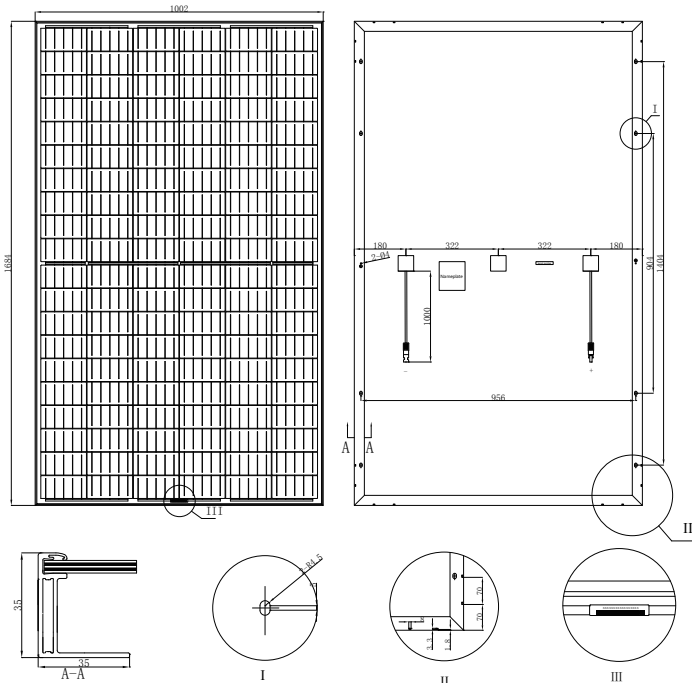


Module Type		SR - M660310HL		SR - M660315HL		SR - M660320HL		SR - M660325HL	
Test Environment		STC	NOCT	STC	NOCT	STC	NOCT	STC	NOCT
Tolerance	(%)	0~+3		0~+3		0~+3		0~+3	
Module Efficiency	(%)	18.37		18.67		18.97		19.27	
Maximum Power	Pmax(W)	310	232	315	235	320	239	325	242
Open Circuit Voltage	Voc(V)	40.54	37.47	40.76	37.69	41.03	37.92	41.25	38.14
Short Circuit Current	Isc(A)	9.92	8.25	9.97	8.35	10.11	8.41	10.16	8.51
Maximum Power Voltage	Vm(V)	33.11	31.12	33.32	31.33	33.51	31.5	33.72	31.71
Maximum Power Current	Im(A)	9.37	7.45	9.46	7.51	9.55	7.59	9.64	7.63
Cell Type	(mm)	158.75×79.375(Mono-Crystalline Silicon)							
Number of Cells	(Pcs)	120(6×20)							
Maximum System Voltage	(V)	DC1000							
Temp. Coeff. of Voc	(%/°C)	-0.35							
Temp. Coeff. of Isc	(%/°C)	0.05							
Temp. Coeff. of Pm	(%/°C)	-0.45							
Operating Temperature	°C	-40 to 85							
Nominal Operating Cell Temperature (NOCT)	°C	45±2							
Max. Series Fuse	(A)	15							
Pressure Bearing	(Pa)	5400							
Wind Bearing	(Pa)	2400							

STC: Irradiance 1000W/m<sup>2</sup>, Cell temperature 25°C, AM1.5

NOCT: Irradiance 800W/m<sup>2</sup>, Ambient temperature 20°C, Wind speed 1m/s

## ENGINEERING DRAWINGS

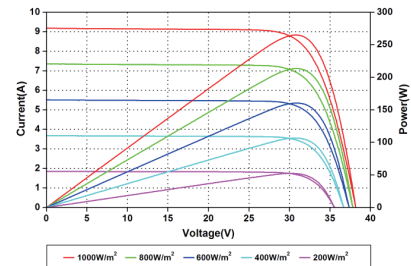


Manufactured in China

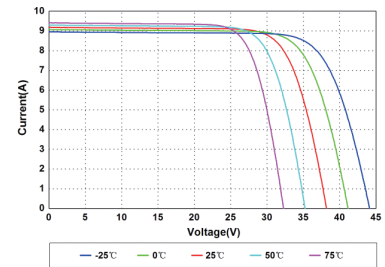
## MATERIAL DETAILS

Frame	Anodized aluminum
Glass	3.2mm low-iron tempered suede glass
Cell	6×20pcs 158.75×79.375mm mono solar cell
Junction Box	Rated Current≥15A, Ip≥67, TUV & UL
Cable&Connector	4mm <sup>2</sup> , MC4 or MC4 compatible

## IV CURVES



Current-Voltage and Power-Voltage Curves at Different Irradiances



Current-Voltage Curves at Different Temperatures

## PACKING DETAILS

Dimension	(mm)	1684×1002×35
Weight	(kg)	19.1
Loading Capacity		348 pcs/20'GP    858 pcs/40'HC
Packing	pcs/pallet	30